



2026 CMAS World Championship Finswimming Indoor



Results

Event 1
24 JUN 2026 - 9:15

RANK LANE SURNAME & NAME NAT YEAR R.T. TIME GAP

Women's 50 m AP Heats

WR	15.10	ZHU Bao Zhen	1988	CHN	Kaohsiung (TPE)	23 JUL 2009
WJR	15.71	YAO Huali	2006	CHN	Nanning (CHN)	02 NOV 2023

Heat 1 of 5

1	5	SHAIFUL ANUAR Shaiful Ad	MAS	2010				
2	4	LEE Jun Hsuen	MAS	2011		20.04		
NOT CLASSIFIED					0.91	21.38	1.34	
3		ENKHBAT Enkhgerel	MGL	2011				DSQ

Issued: 24 JUN 2026 at 9:21

Heat 2 of 5

1	3	LUNGI Nicole	ITA	1997				
2	4	ROMAN DIAZ Marina	ESP	2004	0.89	17.08		
3	5	SUPRIANTO Janis Rosalita	INA	1996	0.92	17.26	0.18	
4	2	NAZAROVA Maria	EST	2000	0.87	17.58	0.50	
5	6	INTARAPRASAT Warunee	THA	2009	0.92	17.88	0.80	
NOT CLASSIFIED					0.90	18.43	1.35	
7		MARCELJA Tina	CRO	2005				ABS

Issued: 24 JUN 2026 at 9:23

Heat 3 of 5

1	5	ORTEGA GARCIA Nikol D.	COL	2006				
2	4	NALBANDIAN Alina	CM1	1998	0.90	16.39		
3	3	GUILLE Lola	FRA	2006	0.92	16.53	0.14	q
4	7	TELIOUSI Ifigeneia	GRE	2008	0.94	16.62	0.23	R2
5	6	UVAROVA Viktoriia	UKR	2001	0.89	16.70	0.31	
6	2	LEE Ru-Yi	TPE	2001	0.86	16.76	0.37	
7	1	BARTHEL Nadja	GER	2004	0.82	16.91	0.52	
8	8	TAKATSU Nana	JPN	1999	0.82	17.04	0.65	
NOT CLASSIFIED					0.87	17.45	1.06	

Issued: 24 JUN 2026 at 9:26

Heat 4 of 5

1	4	YOON Miri	KOR	1989				
2	5	AGUIRRE JOYA Paula A.	COL	1999	0.91	15.97		
3	3	BASSI Dora	CRO	1993	0.93	16.27	0.30	q
4	2	KELLERMANN Alma	GER	2008	0.99	16.67	0.70	q
5	6	XIE Wenmin	CHN	2004	0.94	16.79	0.82	
6	7	MAKARENKO Anastasiia	UKR	2006	0.85	16.84	0.87	
7	8	TRAN THI HUYEN Trang	VIE	2000	0.89	16.86	0.89	
NOT CLASSIFIED					0.87	17.57	1.60	
1		SUBA Sara	HUN	2004				ABS

Issued: 24 JUN 2026 at 9:29

24.06.26

9 57



2026 CMAS World Championship Finswimming Indoor



Results

RANK HEAT LANE SURNAME & NAME NAT YEAR R.T. TIME GAP

Event 1
24 JUN 2026 - 9:15

Women's 50 m AP Heats

WR	15.10	ZHU Bao Zhen	1988	CHN	Kaohsiung (TPE)	23 JUL 2009
WJR	15.71	YAO Huaili	2006	CHN	Nanning (CHN)	02 NOV 2023

RANK	HEAT	LANE	SURNAME & NAME	NAT	YEAR	R.T.	TIME	GAP	
1	4	4	YOON Miri	KOR	1989	0.91	15.97		
2	5	6	MALACHOWSKA Julia	POL	1999	0.85	16.05	0.08	q
3	5	4	SLISEVA Diana	CM1	2005	0.86	16.26	0.29	q
4	4	5	AGUIRRE JOYA Paula A.	COL	1999	0.93	16.27	0.30	q
5	5	5	SEO Uijin	KOR	2000	0.77	16.35	0.38	q
6	3	5	ORTEGA GARCIA Nikol D.	COL	2006	0.90	16.39	0.42	q
7	5	3	HU Yaoyao	CHN	2000	0.90	16.41	0.44	q
8	5	1	MOHAMED HELMY Mariam	EGY	2009	0.88	16.47	0.50	q
9	3	4	NALBANDIAN Alina	CM1	1998	0.92	16.53	0.56	q AR
10	3	3	GUILLE Lola	FRA	2006	0.94	16.62	0.65	R1
11	4	3	BASSI Dora	CRO	1993	0.99	16.67	0.70	R2
12	3	7	TELIOUSI Ifigenela	GRE	2008	0.89	16.70	0.73	
13	5	7	BRUNI Giulia	ITA	2008	0.87	16.75	0.78	
14	3	6	UVAROVA Viktorila	UKR	2001	0.86	16.76	0.79	
15	5	2	KTENA Sofia	GRE	1986	0.95	16.77	0.80	
16	4	2	KELLERMANN Alma	GER	2008	0.94	16.79	0.82	
17	4	6	XIE Wenmin	CHN	2004	0.85	16.84	0.87	
18	4	7	MAKARENKO Anastasiia	UKR	2006	0.89	16.86	0.89	
19	3	2	LEE Ru-Yi	TPE	2001	0.82	16.91	0.94	
20	3	1	BARTHEL Nadja	GER	2004	0.82	17.04	1.07	
21	2	3	LUNGHU Nicole	ITA	1997	0.89	17.08	1.11	
22	2	4	ROMAN DIAZ Marina	ESP	2004	0.92	17.26	1.29	
23	3	8	TAKATSU Nana	JPN	1999	0.87	17.45	1.48	
24	5	8	OHSUGA Shieri	JPN	2002	0.92	17.50	1.53	
25	4	8	TRAN THI HUYEN Trang	VIE	2000	0.87	17.57	1.60	
26	2	5	SUPRIANTO Janis Rosalita	INA	1996	0.87	17.58	1.61	
27	2	2	NAZAROVA Maria	EST	2000	0.92	17.88	1.91	
28	2	6	INTARAPRASAT Warunee	THA	2009	0.90	18.43	2.46	
29	1	5	SHAIFUL ANUAR Shaiful Ad	MAS	2010		20.04	4.07	
30	1	4	LEE Jun Hsuen	MAS	2011	0.91	21.38	5.41	

NOT CLASSIFIED

1	3		ENKHBAT Enkhgerel	MGL	2011				DSQ
2	7		MARCELJA Tina	CRO	2005				ABS
4	1		SUBA Sara	HUN	2004				ABS

Issued: 12 JUL 2024 at 9:30

24.06.26

957

Heat 5 of 5

1	6	MALACHOWSKA Julia	POL	1999	0.85	16.05		
2	4	SLISEVA Diana	CM1	2005	0.86	16.26	0.21	q
3	5	SEO Uijin	KOR	2000	0.77	16.35	0.30	q
4	3	HU Yaoyao	CHN	2000	0.90	16.41	0.36	q
5	1	MOHAMED HELMY Mariam	EGY	2009	0.88	16.47	0.42	q
6	7	BRUNI Giulia	ITA	2008	0.87	16.75	0.70	q AR
7	2	KTENA Sofia	GRE	1986	0.95	16.77	0.72	
8	8	OHSUGA Shieri	JPN	2002	0.92	17.50	1.45	

Issued: 24 JUN 2026 at 9:32

24.06.26

957



2026 CMAS World Championship Finswimming Indoor



Start List

LANE SURNAME & NAME NAT YEAR Q.TIME TIME RANK
Event 101
 24 JUN 2026 - 17:00

Women's 50 m AP Final

WR	15.10	ZHU Bao Zhen	1988	CHN	Kaohsiung (TPE)	23 JUL 2009
WJR	15.71	YAO Hual	2006	CHN	Nanning (CHN)	02 NOV 2023

Final

LANE	SURNAME & NAME	NAT	YEAR	Q.TIME	TIME	RANK
1	HU Yaoyao	CHN	2000		16.41	
2	SEO Uijin	KOR	2000		16.35	
3	SLISEVA Diana	CM1	2005		16.26	
4	YOON Miri	KOR	1989		15.97	
5	MALACHOWSKA Julia	POL	1999		16.05	
6	AGUIRRE JOYA Paula A.	COL	1999		16.27	
7	ORTEGA GARCIA Nikol D.	COL	2006		16.39	
8	MOHAMED HELMY Mariam	EGY	2009		16.47	

24.06.26

10⁰²



2026 CMAS World Championship Finswimming Indoor



Results

RANK LANE SURNAME & NAME NAT YEAR R.T. TIME GAP

Event 2
24 JUN 2026 - 9:30

Men's 50 m AP Heats

WR	13.70	KABANOV Pavel	1985	CM1	Ioannina (GRE)	30 JUN 2019
WJR	14.19	LOSSNER Niklas	2006	GER	Leipzig (GER)	14 MAY 2023

Heat 1 of 5

1	4	SESTAK Mihael	CRO	2002			
2	3	VARADI Zalan	HUN	2008	0.89	15.60	
3	7	SALCEDO Arturo	MEX	2004	0.90	15.84	0.24
4	5	DECKY Martin	CZE	2000	0.87	16.18	0.58
5	6	MAYER David	HUN	2007	0.90	16.22	0.62
6	2	ELSON KOH Ae Shang	MAS	2008	0.98	16.36	0.76
					0.91	16.51	0.91

NOT CLASSIFIED

1		BAYARMAGNAI Uulenkhuu	MGL	2011			DSQ
---	--	-----------------------	-----	------	--	--	-----

Issued: 24 JUN 2026 at 9:35

Heat 2 of 5

1	4	BIANCALANA Fabio	ITA	2005	0.83	14.96	
2	3	ASIN MENES David	ESP	1996	0.89	15.09	0.13
3	2	STRIKINAC Filip	CRO	1993	0.80	15.16	0.20
4	1	CASTVEN Lukas	SVK	2001	0.86	15.21	0.25
5	7	DURAN ASTUDILLO Nicolas	COL	2009	0.88	15.22	0.26
6	5	GOYA SARASOLA Josu	ESP	1999	0.87	15.23	0.27
7	8	HORA Vitalii	UKR	2004	0.96	15.33	0.37

NOT CLASSIFIED

6		BANGUN Albertus Andika	INA	2003			DSQ
---	--	------------------------	-----	------	--	--	-----

Issued: 24 JUN 2026 at 9:38

Heat 3 of 5

1	4	LEE Kwan Ho	KOR	1989		13.93	
2	1	QIN Kangyu	CHN	2009		14.61	0.68
2	3	SALAZAR YUSTI Samuel	COL	2009		14.61	0.68
4	2	PANAGIOTIDIS Georgios	GRE	2001		14.81	0.88
4	8	SMISHCHENKO Serhii	UKR	2000		14.81	0.88
6	7	GORELOV Ivan	CM1	2006		14.95	1.02
7	6	LOSSNER Niklas	GER	2006		14.96	1.03

NOT CLASSIFIED

5		DARMAWAN I Kadek Darmawa	INA	1997			DNS
---	--	--------------------------	-----	------	--	--	-----

Issued: 24 JUN 2026 at 9:40

Heat 4 of 5

1	2	NGUYEN THANH Loc	VIE	1995	0.85	14.17	
2	5	DURAGER Tom	FRA	2005	0.86	14.48	0.31
3	8	ATMAN Derin	TUR	2005	0.85	14.55	0.38
4	6	WU Enxi	CHN	2005	0.83	14.62	0.45
5	1	POPOV Aleksei	EST	2003	0.86	14.93	0.76
6	7	KAJINUMA Terufumi	JPN	1996	0.82	15.06	0.89
7	3	SAYDAM Omer Faruk	TUR	1999	0.80	15.37	1.20

24.06.26

957

RANK	LANE	SURNAME & NAME	NAT	YEAR	R.T.	TIME	GAP
8	4	NGUYEN TRUNG Kien	VIE	1989	0.80	15.63	1.46

Issued: 24 JUN 2026 at 9:43

Heat 5 of 5

1	4	SHIN Myeongjun	KOR	2001	0.79	14.03		
2	5	NOWAK Filip	POL	1997	0.80	14.45	0.42	q
3	3	KOROMPYLIS Angelos	GRE	2009	0.89	14.64	0.61	q
4	7	LEIPOLD Marek	GER	2006	0.88	14.70	0.67	R2
5	6	PESHKOV Iaroslav	CMR	2008	0.81	14.78	0.75	
6	1	AHMED ALY Yassin	EGY	2006	0.92	14.80	0.77	
7	2	CHOU Ting-Yi	TPE	1996	0.82	15.14	1.11	
8	8	OTSUKA Harutomo	JPN	2003	0.84	15.60	1.57	

Issued: 24 JUN 2026 at 9:46

24.06.26

95A



2026 CMAS World Championship Finswimming Indoor



Results

RANK HEAT LANE SURNAME & NAME NAT YEAR R.T. TIME GAP

Event 2

24 JUN 2026 - 9:30

Men's 50 m AP Heats

WR	13.70	KABANOV Pavel	1985	CM1	Ioannina (GRE)	30 JUN 2019
WJR	14.19	LOSSNER Niklas	2006	GER	Leipzig (GER)	14 MAY 2023

RANK	HEAT	LANE	SURNAME & NAME	NAT	YEAR	R.T.	TIME	GAP	
1	3	4	LEE Kwan Ho	KOR	1989		13.93		
2	5	4	SHIN Myeongjun	KOR	2001				q
3	4	2	NGUYEN THANH Loc	VIE	1995	0.79	14.03	0.10	q
4	5	5	NOWAK Filip	POL	1997	0.85	14.17	0.24	q
5	4	5	DURAGER Tom	FRA	2005	0.80	14.45	0.52	q
6	4	8	ATMAN Derin	TUR	2005	0.86	14.48	0.55	q
7	3	1	QIN Kangyu	CHN	2009	0.85	14.55	0.62	q
7	3	3	SALAZAR YUSTI Samuel	COL	2009		14.61	0.68	q
9	4	6	WU Enxi	CHN	2005		14.61	0.68	q
10	5	3	KOROMPYLIS Angelos	GRE	2009	0.83	14.62	0.69	R1
11	5	7	LEIPOLD Marek	GER	2006	0.89	14.64	0.71	R2
12	5	6	PESHKOV Iaroslav	CM1	2008	0.88	14.70	0.77	
13	5	1	AHMED ALY Yassin	EGY	2006	0.81	14.78	0.85	
14	3	2	PANAGIOTIDIS Georgios	GRE	2001	0.92	14.80	0.87	
14	3	8	SMISHCHENKO Serhii	UKR	2000		14.81	0.88	
16	4	1	POPOV Aleksel	EST	2003		14.81	0.88	
17	3	7	GORELOV Ivan	CM1	2006	0.86	14.93	1.00	
18	2	4	BIANCALANA Fabio	ITA	2005		14.95	1.02	
18	3	6	LOSSNER Niklas	GER	2006	0.83	14.96	1.03	
20	4	7	KAJINUMA Terufumi	JPN	1996		14.96	1.03	
21	2	3	ASIN MENES David	ESP	1996	0.82	15.06	1.13	
22	5	2	CHOU Ting-Yi	TPE	1996	0.89	15.09	1.16	
23	2	2	STRIKINAC Filip	CRO	1993	0.82	15.14	1.21	
24	2	1	CASTVEN Lukas	SVK	2001	0.80	15.16	1.23	
25	2	7	DURAN ASTUDILLO Nicolas	COL	2009	0.88	15.21	1.28	
26	2	5	GOYA SARASOLA Josu	ESP	1999	0.88	15.22	1.29	
27	2	8	HORA Vitalii	UKR	2004	0.87	15.23	1.30	
28	4	3	SAYDAM Omer Faruk	TUR	1999	0.96	15.33	1.40	
29	5	8	OTSUKA Harutomo	JPN	2003	0.80	15.37	1.44	
29	1	4	SESTAK Mihael	CRO	2002	0.84	15.60	1.67	
31	4	4	NGUYEN TRUNG Kien	VIE	1989	0.89	15.60	1.67	
32	1	3	VARADI Zalan	HUN	2008	0.80	15.63	1.70	
33	1	7	SALCEDO Arturo	MEX	2004	0.89	15.84	1.91	
34	1	5	DECKY Martin	CZE	2000	0.90	16.18	2.25	
35	1	6	MAYER David	HUN	2007	0.87	16.22	2.29	
36	1	2	ELSON KOH Ae Shang	MAS	2008	0.98	16.36	2.43	
						0.91	16.51	2.58	

NOT CLASSIFIED

2	6		BANGUN Albertus Andika	INA	2003		DSQ		
1	1		BAYARMAGNAI Uulenkhuu	MGL	2011		DSQ		
3	5		DARMAWAN I Kadek Darmawa	INA	1997		DNS		

Issued: 24 JUN 2026 at 9:46

24.06.26

9.57 [Signature]



2026 CMAS World Championship Finswimming Indoor



Start List

LANE SURNAME & NAME NAT YEAR Q.TIME TIME RANK

Event 102
24 JUN 2026 - 17:05

Men's 50 m AP Final

WR	13.70	KABANOV Pavel	1985	CM1	Ioannina (GRE)	30 JUN 2019
WJR	14.19	LOSSNER Niklas	2006	GER	Leipzig (GER)	14 MAY 2023

Final

LANE	SURNAME & NAME	NAT	YEAR	Q.TIME	TIME	RANK
1	SALAZAR YUSTI Samuel	COL	2009	14.61		
2	DURAGER Tom	FRA	2005	14.48		
3	NGUYEN THANH Loc	VIE	1995	14.17		
4	LEE Kwan Ho	KOR	1989	13.93		
5	SHIN Myeongjun	KOR	2001	14.03		
6	NOWAK Filip	POL	1997	14.45		
7	ATMAN Derin	TUR	2005	14.55		
8	QIN Kangyu	CHN	2009	14.61		

24.08.26 10:18 [Signature]



2026 CMAS World Championship Finswimming Indoor



Results

RANK	LANE	SURNAME & NAME			NAT	YEAR	R.T.	TIME	GAP
	50m	100m	150m	200m	250m	300m	350m	400m	
	450m	500m	550m	600m	650m	700m	750m	800m	
	850m	900m	950m	1000m	1050m	1100m	1150m	1200m	
	1250m	1300m	1350m	1400m	1450m				

Event 3
24 JUN 2026 - 9:45

Women's 1500 m SF Heats

WR	13:01.48	LIU Jiao	1987	CHN	Hodmezovasarhely (HUN)	03 AUG 2011
WJR	13:23.86	LEONARDI Anna	2008	ITA	Olsztyn (POL)	17 JUL 2025

Slow Heat

1	5	HWANG Yunhyeong	KOR	2005	0.94	13:48.74	
	25.02(2)	51.86(2)	1:18.97(2)	1:46.38(1)	2:13.97(1)	2:41.72(1)	3:09.58(1)
		26.84	27.11	27.41	27.59	27.75	27.86
	4:05.19(1)	4:33.12(1)	5:00.88(1)	5:28.78(1)	5:56.62(1)	6:24.56(1)	6:52.51(1)
	27.76	27.93	27.76	27.90	27.84	27.94	27.95
	7:48.32(1)	8:16.55(1)	8:44.87(1)	9:13.13(1)	9:41.25(1)	10:09.44(1)	10:37.63(1)
	28.01	28.23	28.32	28.26	28.12	28.19	28.19
	11:32.98(2)	12:00.68(1)	12:28.19(1)	12:55.51(1)	13:22.56(1)		
	27.49	27.70	27.51	27.32	27.05	26.18	
2	4	FILOGLOU Anna	GRE	2009		13:51.59	2.85
	25.74(5)	52.30(3)	1:19.52(3)	1:47.46(3)	2:14.64(3)	2:42.66(2)	3:10.56(2)
		26.56	27.22	27.94	27.18	28.02	27.90
	4:06.14(2)	4:34.35(2)	5:02.44(2)	5:30.70(2)	5:58.94(2)	6:27.53(2)	6:55.64(2)
	27.60	28.21	28.09	28.26	28.24	28.59	28.11
	7:51.12(2)	8:18.89(2)	8:47.20(2)	9:15.54(2)	9:43.12(2)	10:10.61(2)	10:37.84(2)
	27.05	27.77	28.31	28.34	27.58	27.49	27.23
	11:32.51(1)	12:00.77(2)	12:29.34(2)	12:57.43(2)	13:24.82(2)		
	27.41	28.26	28.57	28.09	27.39	26.77	
3	3	NEMETH Nora	HUN	2008		13:59.52	10.78
	25.29(4)	52.46(4)	1:20.51(4)	1:48.48(4)	2:16.30(4)	2:44.55(4)	3:13.29(4)
		27.17	28.05	27.97	27.82	28.25	28.74
	4:10.02(4)	4:38.17(4)	5:05.97(4)	5:34.13(3)	6:02.32(3)	6:30.71(3)	6:59.36(3)
	28.62	28.15	27.80	28.16	28.12	28.39	28.65
	7:56.43(3)	8:24.28(3)	8:52.61(3)	9:21.40(3)	9:49.32(3)	10:17.44(3)	10:45.47(3)
	28.49	27.85	28.33	28.79	27.92	28.12	28.03
	11:42.23(3)	12:10.35(3)	12:38.07(3)	13:06.17(3)	13:33.75(3)		
	28.40	28.12	27.72	28.10	27.58	25.77	
4	6	FABIKOVA Zuzana	CZE	2007	0.83	14:20.22	31.48
	24.83(1)	51.44(1)	1:18.64(1)	1:46.54(2)	2:14.62(2)	2:42.81(3)	3:10.94(3)
		26.61	27.20	27.90	28.08	28.19	28.13
	4:07.96(3)	4:36.66(3)	5:05.42(3)	5:34.37(4)	6:03.41(4)	6:32.56(4)	7:01.64(4)
	28.60	28.70	28.76	28.95	29.04	29.15	29.08
	8:00.41(4)	8:29.61(4)	8:59.27(4)	9:29.12(4)	9:58.29(4)	10:27.26(4)	10:56.38(4)
	29.60	29.20	29.66	29.85	29.17	28.97	29.12
	11:55.18(4)	12:24.79(4)	12:53.77(4)	13:23.11(4)	13:52.04(4)		
	29.56	29.61	28.98	29.34	28.93	28.18	
5	7	MAK Ho Yan	HKG	2003	0.90	14:55.37	1:06.63
	26.37(7)	54.21(5)	1:22.70(5)	1:52.46(5)	2:21.82(5)	2:52.15(5)	3:22.10(5)
		27.84	28.49	29.76	29.36	30.33	29.95
	4:21.40(5)	4:51.61(5)	5:21.59(5)	5:51.91(5)	6:21.73(5)	6:52.08(5)	7:22.08(5)
	29.56	30.21	29.98	30.32	29.82	30.35	30.00
	8:22.95(5)	8:53.32(5)	9:23.31(5)	9:53.60(5)	10:24.13(5)	10:54.55(5)	11:24.86(5)
	30.21	30.37	29.99	30.29	30.53	30.42	30.31
	12:25.26(5)	12:54.96(5)	13:27.20(5)	13:57.80(5)	14:27.20(5)		
	29.98	29.70	32.24	30.60	29.40	28.17	
6	2	WOJNAR Julia	AUT	2008	0.98	15:02.73	1:13.99
	25.81(6)	54.47(7)	1:24.42(6)	1:54.29(6)	2:24.38(6)	2:54.46(6)	3:24.71(6)
		28.66	29.95	29.87	30.09	30.08	30.25
	4:25.43(6)	4:55.65(6)	5:26.03(6)	5:56.18(6)	6:26.61(6)	6:56.72(6)	7:26.99(6)
	30.38	30.22	30.38	30.15	30.43	30.11	30.27
	8:27.81(6)	8:58.33(6)	9:29.08(6)	9:59.15(6)	10:29.75(6)	11:00.04(6)	11:30.75(6)
	30.68	30.52	30.75	30.07	30.60	30.29	30.71
	12:32.01(6)	13:02.53(6)	13:32.96(6)	14:03.13(6)	14:33.48(6)		
	30.86	30.52	30.43	30.17	30.35	29.25	
7	8	BINTI BONYAMIN Hani Farh	MAS	2010	0.94	16:42.90	2:54.16
	26.89(8)	57.18(8)	1:28.91(8)	2:01.64(8)	2:34.63(8)	3:08.37(8)	3:42.13(8)
		30.29	31.73	32.73	32.99	33.74	33.76
	4:50.39(8)	5:25.02(8)	5:59.55(8)	6:33.93(8)	7:07.99(8)	7:42.40(8)	8:16.68(8)
	34.05	34.63	34.53	34.38	34.06	34.41	34.28
	9:25.25(8)	9:59.82(8)	10:34.14(8)	11:08.36(8)	11:42.56(7)	12:16.64(7)	12:50.77(7)
	33.97	34.57	34.32	34.22	34.20	34.08	34.13
	13:59.16(7)	14:33.20(7)	15:06.64(7)	15:40.95(7)	16:12.97(7)		
	33.72	34.04	33.44	34.31	32.02	29.93	

24.06.26 10:35 [Signature]

RANK	LANE	SURNAME & NAME	NAT	YEAR	R.T.	TIME	GAP
8	1	DELA TORRE Allaysa Kate	PHI	2007	0.89	16:50.74	3:02.00
		25.19(3)	54.44(6)	1:25.90(7)	1:58.48(7)	2:31.98(7)	3:05.37(7)
			29.25	31.46	32.58	33.50	33.39
		4:47.62(7)	5:21.64(7)	5:56.33(7)	6:30.68(7)	7:05.51(7)	7:39.76(7)
		34.31	34.02	34.69	34.35	34.83	34.27
		9:24.22(7)	9:58.61(7)	10:33.69(7)	11:08.35(7)	11:43.46(8)	12:18.05(8)
		35.33	34.39	35.08	34.66	35.11	34.90
		14:02.69(8)	14:37.40(8)	15:12.11(8)	15:46.37(8)	16:19.00(8)	12:53.21(8)
		34.88	34.71	34.71	34.26	32.63	35.16
							13:27.81(8)
							34.21
							8:48.89(7)
							34.60
							31.74

Issued: 24 JUN 2026 at 10:08

24.06.26 . 10³⁵ *[Signature]*



2026 CMAS World Championship Finswimming Indoor



Results

RANK	LANE	SURNAME & NAME		NAT	YEAR	R.T.	TIME	GAP
	50m	100m	150m	200m	250m	300m	350m	400m
	450m	500m	550m	600m	650m	700m	750m	800m
	850m	900m	950m	1000m	1050m	1100m	1150m	1200m
	1250m	1300m	1350m	1400m	1450m			

Event 104
24 JUN 2026 - 17:40

Men's 1500 m SF Heats

WR	12:09.74	BUKOR Adam	1999	HUN	Wroclaw (POL)	05 JUL 2017
WJR	12:22.74	BUKOR Adam	1997	SVK	Annemasse (FRA)	07 JUL 2016

Slow Heat 2 of 2

1	4	DRAZBA Filip	POL	2002	0.96	12:36.81			
		23.44(7)	48.16(5)	1:13.39(5)	1:39.24(5)	2:05.24(6)	2:31.48(6)	2:56.70(4)	3:22.47(3)
		24.72	25.23	25.85	26.00	26.24	26.24	25.22	25.77
		3:48.09(2)	4:13.86(2)	4:39.53(2)	5:04.89(2)	5:30.80(2)	5:56.41(2)	6:22.16(2)	6:47.69(2)
		25.62	25.77	25.67	25.36	25.91	25.61	25.75	25.53
		7:12.93(2)	7:38.35(2)	8:03.61(2)	8:28.81(2)	8:54.04(2)	9:19.48(2)	9:44.64(1)	10:09.41(1)
		25.24	25.42	25.26	25.20	25.23	25.44	25.16	24.77
		10:33.89(1)	10:59.24(1)	11:24.60(1)	11:49.74(1)	12:13.68(1)			
		24.48	25.35	25.36	25.14	23.94	23.13		
2	3	GAIDA Duncan	GER	2001	0.99	12:40.26	3.45		
		22.92(3)	47.65(2)	1:12.11(1)	1:37.26(1)	2:02.55(1)	2:28.03(1)	2:53.51(1)	3:19.37(1)
		24.73	24.46	25.15	25.29	25.48	25.48	25.48	25.86
		3:45.05(1)	4:10.88(1)	4:36.64(1)	5:02.50(1)	5:28.23(1)	5:54.05(1)	6:19.80(1)	6:45.62(1)
		25.68	25.83	25.76	25.86	25.73	25.82	25.75	25.82
		7:11.15(1)	7:36.95(1)	8:02.39(1)	8:28.12(1)	8:53.64(1)	9:19.42(1)	9:45.28(2)	10:10.61(2)
		25.53	25.80	25.44	25.73	25.52	25.78	25.86	25.33
		10:35.78(2)	11:01.53(2)	11:26.88(2)	11:52.64(2)	12:17.50(2)			
		25.17	25.75	25.35	25.76	24.86	22.76		
3	8	KUZMENKO Oleksandr	UKR	2005		13:01.63	24.82		
		23.27(5)	48.39(6)	1:13.70(6)	1:39.28(6)	2:04.77(3)	2:30.46(3)	2:56.32(2)	3:22.39(2)
		25.12	25.31	25.58	25.49	25.69	25.69	25.86	26.07
		3:48.34(3)	4:14.49(3)	4:40.65(3)	5:07.02(3)	5:33.53(3)	5:59.84(3)	6:26.56(3)	6:53.00(3)
		25.95	26.15	26.16	26.37	26.51	26.31	26.72	26.44
		7:19.06(3)	7:45.49(3)	8:12.00(3)	8:38.67(3)	9:05.45(3)	9:32.10(3)	9:58.48(3)	10:25.01(3)
		26.06	26.43	26.51	26.67	26.78	26.65	26.38	26.53
		10:51.31(3)	11:17.77(3)	11:44.82(3)	12:11.18(3)	12:36.76(3)			
		26.30	26.46	27.05	26.36	25.58	24.87		
4	1	ROJAS GARCIA Mario	ESP	2007	0.97	13:02.60	25.79		
		23.38(6)	48.72(7)	1:14.37(7)	1:40.26(7)	2:06.58(7)	2:33.40(7)	3:00.29(7)	3:26.72(7)
		25.34	25.65	25.89	26.32	26.82	26.82	26.89	26.43
		3:53.05(7)	4:19.40(7)	4:45.99(7)	5:12.64(7)	5:39.25(7)	6:05.93(7)	6:32.58(7)	6:59.10(7)
		26.33	26.35	26.59	26.65	26.61	26.68	26.65	26.52
		7:25.58(7)	7:52.06(7)	8:18.66(7)	8:45.13(7)	9:11.43(7)	9:37.81(7)	10:03.53(4)	10:29.83(4)
		26.48	26.48	26.60	26.47	26.30	26.38	25.72	26.30
		10:56.16(4)	11:22.51(4)	11:49.14(4)	12:15.19(4)	12:39.91(4)			
		26.33	26.35	26.63	26.05	24.72	22.69		
5	5	TARASOV Vladimir	CM1	2009	0.89	13:03.42	26.61		
		23.03(4)	47.83(3)	1:13.09(3)	1:38.85(3)	2:05.08(4)	2:31.19(5)	2:56.91(5)	3:22.92(5)
		24.80	25.26	25.76	25.76	26.23	26.11	25.72	26.01
		3:49.30(5)	4:15.56(4)	4:42.01(4)	5:08.24(4)	5:35.02(4)	6:01.59(4)	6:28.25(4)	6:55.09(4)
		26.38	26.26	26.45	26.23	26.78	26.57	26.66	26.84
		7:22.00(4)	7:48.96(4)	8:16.12(5)	8:42.78(4)	9:09.80(4)	9:36.91(5)	10:03.85(5)	10:30.89(6)
		26.91	26.96	27.16	26.66	27.02	27.11	26.94	27.04
		10:57.84(5)	11:24.70(5)	11:51.08(5)	12:17.79(5)	12:41.61(5)			
		26.95	26.86	26.38	26.71	23.82	21.81		
6	6	CHEN Po-Han	TPE	2001	0.93	13:03.54	26.73		
		22.78(2)	47.87(4)	1:13.34(4)	1:39.23(4)	2:05.09(5)	2:31.00(4)	2:57.20(6)	3:23.43(6)
		25.09	25.47	25.89	25.86	25.91	25.91	26.20	26.23
		3:49.83(6)	4:16.25(6)	4:42.77(6)	5:09.20(5)	5:35.89(5)	6:02.56(5)	6:29.21(5)	6:55.66(5)
		26.40	26.42	26.52	26.43	26.69	26.67	26.65	26.45
		7:22.24(5)	7:49.17(5)	8:15.89(4)	8:42.83(5)	9:10.02(5)	9:36.90(4)	10:03.97(6)	10:30.84(5)
		26.58	26.93	26.72	26.94	27.19	26.88	27.07	26.87
		10:57.93(6)	11:24.76(6)	11:51.55(6)	12:18.26(6)	12:41.82(6)			
		27.09	26.83	26.79	26.71	23.56	21.72		
7	7	SUKUR Ege	TUR	2007	0.86	13:04.41	27.60		
		22.73(1)	47.40(1)	1:12.83(2)	1:38.47(2)	2:04.27(2)	2:30.23(2)	2:56.51(3)	3:22.77(4)
		24.67	25.43	25.64	25.64	25.96	25.96	26.28	26.26
		3:49.11(4)	4:15.78(5)	4:42.49(5)	5:09.37(6)	5:36.20(6)	6:02.97(6)	6:29.62(6)	6:56.15(6)
		26.34	26.67	26.71	26.88	26.83	26.77	26.65	26.53
		7:22.76(6)	7:49.64(6)	8:16.38(6)	8:43.42(6)	9:10.29(6)	9:37.26(6)	10:04.20(7)	10:31.20(7)
		26.61	26.88	26.74	27.04	26.87	26.97	26.94	27.00
		10:58.32(7)	11:25.04(7)	11:51.74(7)	12:18.61(7)	12:43.04(7)			
		27.12	26.72	26.70	26.87	24.43	21.37		

24.06.26 10⁵⁸ R


RANK	LANE	SURNAME & NAME	NAT	YEAR	R.T.	TIME	GAP
8	2	DANG PHU Quoc	VIE	2006	0.98	13:19.94	43.13
		23.65(8) 49.39(8) 25.74	1:16.13(8) 26.74	1:41.49(8) 25.36	2:08.37(8) 26.88	2:35.17(8) 26.80	3:02.12(8) 26.95
		3:55.25(8) 26.47	4:22.25(8) 27.00	4:49.15(8) 26.90	5:16.01(8) 26.86	5:43.15(8) 27.14	6:10.13(8) 26.98
		7:30.74(8) 26.70	7:57.69(8) 26.95	8:25.20(8) 27.51	8:52.15(8) 26.95	9:18.96(8) 26.81	9:46.09(8) 27.13
		11:06.73(8) 26.74	11:33.96(8) 27.23	12:01.33(8) 27.37	12:28.37(8) 27.04	12:54.38(8) 26.01	25.56

Issued: 24 JUN 2026 at 10:43

Slow Heat 1 of 2

1	4	BADILLO ENRIQUEZ Salvado	MEX	1990		13:51.91	
		26.63(3) 54.41(3) 27.78	1:22.05(2) 27.64	1:50.63(2) 28.58	2:19.60(1) 28.97	2:48.05(1) 28.45	3:15.22(1) 27.17
		4:10.66(1) 28.17	4:38.95(1) 28.29	5:07.22(1) 28.27	5:34.56(1) 27.34	6:02.35(1) 27.79	6:30.07(1) 27.72
		7:53.78(1) 28.01	8:21.11(1) 27.33	8:48.47(1) 27.36	9:16.59(1) 28.12	9:44.18(1) 27.59	10:12.29(1) 28.11
		11:37.81(1) 29.34	12:06.36(1) 28.55	12:34.08(1) 27.72	13:02.09(1) 28.01	13:27.25(1) 25.16	24.66
2	5	TREJO CARRANZA Josue R.	MEX	2007	0.92	14:57.73	1:05.82
		28.17(4) 57.87(4) 29.70	1:27.69(4) 29.82	1:57.46(4) 29.77	2:27.31(4) 29.85	2:57.11(4) 29.80	3:26.94(3) 29.83
		4:25.66(3) 29.39	4:55.33(3) 29.67	5:24.61(3) 29.28	5:54.76(3) 30.15	6:25.00(3) 30.24	6:55.15(3) 30.15
		8:25.04(3) 29.69	8:55.57(3) 30.53	9:26.15(3) 30.58	9:56.63(3) 30.48	10:27.13(3) 30.50	10:56.92(3) 29.79
		12:28.45(3) 30.82	12:59.84(3) 31.39	13:30.41(3) 30.57	14:00.43(3) 30.02	14:29.87(3) 29.44	27.86
3	3	BIN AZMY Muhammad Imann	MAS	2011		15:38.79	1:46.88
		24.68(1) 51.85(1) 27.17	1:20.31(1) 28.46	1:50.06(1) 29.75	2:19.63(2) 29.57	2:49.50(2) 29.87	3:19.30(2) 29.80
		4:18.57(2) 29.96	4:48.11(2) 29.54	5:17.77(2) 29.66	5:48.19(2) 30.42	6:17.79(2) 29.60	6:47.66(2) 29.87
		8:17.48(2) 30.00	8:47.40(2) 29.92	9:16.19(2) 28.79	9:45.96(2) 29.77	10:15.81(2) 29.85	10:45.34(2) 29.53
		12:13.48(2) 29.39	12:43.49(2) 30.01	13:12.63(2) 29.14	13:42.77(2) 30.14	14:12.33(2) 29.56	1:26.46
4	6	TOH Ethan	MAS	2009	0.92	15:59.36	2:07.45
		25.27(2) 53.42(2) 28.15	1:22.83(3) 29.41	1:53.69(3) 30.86	2:25.09(3) 31.40	2:56.80(3) 31.71	3:28.41(4) 31.61
		4:33.82(4) 32.69	5:07.25(4) 33.43	5:39.64(4) 32.99	6:12.38(4) 32.74	6:45.17(4) 32.79	7:17.97(4) 32.80
		8:57.86(4) 32.91	9:30.81(4) 32.95	10:04.69(4) 33.88	10:37.67(4) 32.98	11:10.60(4) 32.93	11:43.50(4) 32.90
		13:23.25(4) 33.17	13:57.45(4) 34.20	14:30.48(4) 33.03	15:02.26(4) 31.78	15:31.99(4) 29.73	27.37

Issued: 24 JUN 2026 at 10:27

24.06.26 10:58 

RANK	LANE	SURNAME & NAME	NAT	YEAR	R.T.		TIME	GAP
7	1	ZELTOVA Jane	EST	2007	0.75	23.72	49.98 26.26	1.78
8	8	TOBON GUZMAN Melissa	COL	2008	0.92	24.06	51.13 27.07	2.93

Issued: 24 JUN 2026 at 10:51

Heat 4 of 4

1	2	GAWENDA Lara	GER	2005	0.85	23.62	48.74 25.12		q
2	8	DUDEK Antonina	POL	2005	0.82	23.39	48.91 25.52	0.17	q
3	6	SUBA Sara	HUN	2004	0.90	23.36	48.95 25.59	0.21	q
4	4	TYMOSHENKO Yevheniia	UKR	2002	0.83	23.23	49.12 25.89	0.38	q
5	5	HE Pin-Li	TPE	1996	0.83	23.80	49.39 25.59	0.65	
6	3	MAGOVA Viola	ITA	2001	0.82	23.10	49.45 26.35	0.71	
7	7	AZZAHRA Raqiel	INA	2003	0.78	23.95	49.67 25.72	0.93	
8	1	PARK Seonyeong	KOR	2009	0.83	24.34	50.44 26.10	1.70	

Issued: 24 JUN 2026 at 10:54

24.06.26 11" *[Signature]*



2026 CMAS World Championship Finswimming Indoor



Results

Event 5
24 JUN 2026 - 10:33

Women's 100 m BF Heats

WR	45.16	SENANSZKY Petra	1994	HUN	Wroclaw (POL)	22 JUL 2017
WJR	47.16	PATLASOVA Maria	1999	RUS	Annemasse (FRA)	06 JUL 2016

Heat 1 of 4

RANK	LANE	SURNAME & NAME	NAT	YEAR	R.T.	50m	TIME	GAP
1	4	HORIKAWA Yuka	JPN	1999	0.82	23.97	50.92 26.95	
2	5	LEIRICH Vanessa	AUT	2004	0.85	25.09	51.47 26.38	0.55
3	3	DUSKOVA Nela	CZE	2006	0.98	25.30	52.06 26.76	1.14
4	6	SOON Roxanne Hui Nee	MAS	2007	0.88	26.42	54.69 28.27	3.77
5	2	SHAFUL ANUAR Shaiful Ad	MAS	2010	0.89	26.20	55.65 29.45	4.73

Issued: 24 JUN 2026 at 10:45

Heat 2 of 4

1	6	PLACZEK Lilly	GER	2004	0.82	23.25	49.15 25.90		q
2	3	PANTINA Arina	CM1	2006		23.83	49.17 25.34	0.02	R1
3	2	GALIC Gloria	CRO	2005	0.85	23.52	49.46 25.94	0.31	
4	5	JULIEN Camille	FRA	1997	0.84	23.41	49.59 26.18	0.44	
5	7	PUSTAHIJA Barbara	CRO	2001	0.88	24.16	50.00 25.84	0.85	
6	4	DESTEFANI Giorgia	ITA	2006	0.90	24.01	50.08 26.07	0.93	
7	1	TUBWONG Kanlayakorn	THA	2011	0.91	24.26	50.29 26.03	1.14	
8	8	ROSALES MACHADO Adriana	COL	2002	0.87	24.01	50.82 26.81	1.67	

Issued: 24 JUN 2026 at 10:48

Heat 3 of 4

1	4	LAMAKH Sofiya	UKR	2005	0.88	23.80	48.20 24.40		q
2	6	VARNYU Anna Jadviga	HUN	2006	0.83	23.37	48.67 25.30	0.47	q
3	5	MARTYNOVA Iana	CM1	2002	0.93	23.21	48.87 25.66	0.67	q
4	3	DEAGE Albane	FRA	2001	0.87	23.42	49.20 25.78	1.00	R2
5	7	YANG Jiwon	KOR	1995	0.82	23.89	49.79 25.90	1.59	
6	2	KAPERDA Giolanda	GRE	2006	0.90	24.01	49.95 25.94	1.75	

24.06.26 11:11 [Signature]



2026 CMAS World Championship Finswimming Indoor



Results

RANK HEAT LANE SURNAME & NAME NAT YEAR R.T. 50m TIME GAP

Event 5

24 JUN 2026 - 10:33

Women's 100 m BF Heats

WR	45.16	SENANSZKY Petra	1994	HUN	Wroclaw (POL)	22 JUL 2017				
WJR	47.16	PATLASOVA Maria	1999	RUS	Annemasse (FRA)	06 JUL 2016				
1	3	4	LAMAKH Sofiya	UKR	2005	0.88	23.80	48.20 24.40		q
2	3	6	VARNYU Anna Jadviga	HUN	2006	0.83	23.37	48.67 25.30	0.47	q
3	4	2	GAWENDA Lara	GER	2005	0.85	23.62	48.74 25.12	0.54	q
4	3	5	MARTYNOVA Iana	CM1	2002	0.93	23.21	48.87 25.66	0.67	q
5	4	8	DUDEK Antonina	POL	2005	0.82	23.39	48.91 25.52	0.71	q
6	4	6	SUBA Sara	HUN	2004	0.90	23.36	48.95 25.59	0.75	q
7	4	4	TYMOSHENKO Yevheniia	UKR	2002	0.83	23.23	49.12 25.89	0.92	q
8	2	6	PLACZEK Lilly	GER	2004	0.82	23.25	49.15 25.90	0.95	q
9	2	3	PANTINA Arina	CM1	2006		23.83	49.17 25.34	0.97	R1
10	3	3	DEAGE Albane	FRA	2001	0.87	23.42	49.20 25.78	1.00	R2
11	4	5	HE Pin-Li	TPE	1996	0.83	23.80	49.39 25.59	1.19	
12	4	3	MAGOGA Viola	ITA	2001	0.82	23.10	49.45 26.35	1.25	
13	2	2	GALIC Gloria	CRO	2005	0.85	23.52	49.46 25.94	1.26	
14	2	5	JULIEN Camille	FRA	1997	0.84	23.41	49.59 26.18	1.39	
15	4	7	AZZAHRA Raqiel	INA	2003	0.78	23.95	49.67 25.72	1.47	
16	3	7	YANG Jiwon	KOR	1995	0.82	23.89	49.79 25.90	1.59	
17	3	2	KAPERDA Giolanda	GRE	2006	0.90	24.01	49.95 25.94	1.75	
18	3	1	ZELTOVA Jane	EST	2007	0.75	23.72	49.98 26.26	1.78	
19	2	7	PUSTAHJIA Barbara	CRO	2001	0.88	24.16	50.00 25.84	1.80	
20	2	4	DESTEFANI Giorgia	ITA	2006	0.90	24.01	50.08 26.07	1.88	
21	2	1	TUBWONG Kanlayakorn	THA	2011	0.91	24.26	50.29 26.03	2.09	
22	4	1	PARK Seonyeong	KOR	2009	0.83	24.34	50.44 26.10	2.24	
23	2	8	ROSALES MACHADO Adriana	COL	2002	0.87	24.01	50.82 26.81	2.62	

24.06.26 11:11 [Signature]

RANK	HEAT	LANE	SURNAME & NAME	NAT	YEAR	R.T.		TIME	GAP
24	1	4	HORIKAWA Yuka	JPN	1999	0.82	23.97	50.92 26.95	2.72
25	3	8	TOBON GUZMAN Melissa	COL	2008	0.92	24.06	51.13 27.07	2.93
26	1	5	LEIRICH Vanessa	AUT	2004	0.85	25.09	51.47 26.38	3.27
27	1	3	DUSKOVA Nela	CZE	2006	0.98	25.30	52.06 26.76	3.86
28	1	6	SOON Roxanne Hui Nee	MAS	2007	0.88	26.42	54.69 28.27	6.49
29	1	2	SHAIFUL ANUAR Shaiful Ad	MAS	2010	0.89	26.20	55.65 29.45	7.45

Issued: 24 JUN 2026 at 10:54

24.06.26 11 " *[Signature]*



2026 CMAS World Championship Finswimming Indoor



Start List

LANE SURNAME & NAME NAT YEAR Q.TIME TIME RANK

Event 105

24 JUN 2026 - 18:03

Women's 100 m BF Final

WR	45.16	SENANSZKY Petra	1994	HUN	Wroclaw (POL)	22 JUL 2017
WJR	47.16	PATLASOVA Maria	1999	RUS	Annemasse (FRA)	06 JUL 2016

Final

LANE	SURNAME & NAME	NAT	YEAR	Q.TIME	TIME	RANK
1	TYMOSHENKO Yevheniia	UKR	2002	49.12		
2	DUDEK Antonina	POL	2005	48.91		
3	GAWENDA Lara	GER	2005	48.74		
4	LAMAKH Sofiya	UKR	2005	48.20		
5	VARNYU Anna Jadviga	HUN	2006	48.67		
6	MARTYNOVA Iana	CM1	2002	48.87		
7	SUBA Sara	HUN	2004	48.95		
8	PLACZEK Lilly	GER	2004	49.15		

24.06.26 11:39



2026 CMAS World Championship Finswimming Indoor



Results

RANK LANE SURNAME & NAME NAT YEAR R.T. 50m TIME GAP

Event 6
24 JUN 2026 - 10:45

Men's 100 m BF Heats

WR	40.45	KROPIDLOWSKI Szymon	2002	POL	Chengdu (CHN)	10 AUG 2025
WJR	41.56	FEDKIN Aleksey	2002	RUS	Istanbul (TUR)	30 JUL 2018

Heat 1 of 5

1 4 **RUSLI Muhammad Dawish A.** MAS 2006 0.80 21.86 **47.11**
25.25

NOT CLASSIFIED

3 **CHADALLA Venkata Manidha** IND 2006 **DNS**
2 **RAHMAN Sajibur** BAN 2007 **DNS**
6 **RIAD Bayzid Ahmmed** BAN 2008 **DNS**
5 **PINEDA SANAMARIA Rafael** MEX 2006 **ABS**

Issued: 24 JUN 2026 at 10:59

Heat 2 of 5

1 3 **JANITS Matus** SVK 2006 0.86 21.82 **45.05**
23.23
2 7 **BLASKOVIC Peter** SVK 2006 0.82 21.83 **45.57** 0.52
23.74
3 4 **HURTADO SANCHEZ Alejandr** COL 1999 0.84 21.44 **45.58** 0.53
24.14
4 6 **DEANOVIC Filip** CRO 2006 0.89 21.39 **45.70** 0.65
24.31
5 8 **HSIAO Yung-Chi** TPE 2001 0.86 21.85 **45.83** 0.78
23.98
6 2 **PETRENKO Julius** LTU 2008 0.87 21.81 **46.15** 1.10
24.34
7 1 **AIDAN KOH Ae Bin** MAS 2006 0.85 21.80 **46.24** 1.19
24.44
8 5 **WU Chun-Feng** TPE 1990 0.86 23.11 **48.89** 3.84
25.78

Issued: 24 JUN 2026 at 11:02

Heat 3 of 5

1 4 **FEDKIN Aleksei** CM1 2002 0.80 20.15 **42.06** q
21.91
2 5 **CSEPLO Kelen** HUN 2003 0.94 20.52 **42.44** 0.38 q
21.92
3 6 **LOSSNER Niklas** GER 2006 0.81 19.91 **42.76** 0.70 q
22.85
4 2 **ZOSYM Tymofii** UKR 2008 0.82 20.48 **42.77** 0.71 R1
22.29
5 3 **DE ZALDIVAR Theo** FRA 2001 0.81 19.74 **42.81** 0.75 R2
23.07
6 1 **ZEMBA David** CZE 2008 0.84 20.39 **43.18** 1.12
22.79
7 7 **CHO Jaeseung** KOR 2001 0.79 20.16 **43.21** 1.15
23.05

24.06.26 11 19 J.P.

RANK	LANE	SURNAME & NAME	NAT	YEAR	R.T.		TIME	GAP
8	8	ROA CARDENAS Samuel	COL	2004	0.82	21.37	45.47 24.10	3.41

Issued: 24 JUN 2026 at 11:04

Heat 4 of 5

1	5	KROPIDLOWSKI Szymon	POL	2002	0.85	19.32	41.22 21.90		q
2	4	HERVA Juho	FIN	2005	0.82	20.23	42.42 22.19	1.20	q
3	3	PAVONI Filippo	ITA	2002	0.91	20.58	43.01 22.43	1.79	
4	6	ROKKOS Angelos	GRE	2007	0.74	20.08	43.36 23.28	2.14	
5	1	KAYA Kaan Efe	TUR	2006	0.84	20.82	43.54 22.72	2.32	
6	7	PORCIANI Riccardo	ITA	2004	0.89	20.18	43.62 23.44	2.40	
7	2	KIM Minkyong	KOR	2003	0.76	20.56	43.63 23.07	2.41	
8	8	MILIAUSKAS Majus	LTU	2007	0.83	20.99	45.39 24.40	4.17	

Issued: 24 JUN 2026 at 11:07

Heat 5 of 5

1	3	SZABO GYORGYEI Szebaszti	HUN	1996	0.84	19.85	41.62 21.77		q
2	4	NAZARCHUK Alexandr	CM1	2001	0.93	19.79	41.68 21.89	0.06	q
3	5	HESHAM SAFWAT Ahmed	EGY	2005	0.82	20.53	42.66 22.13	1.04	q AFR
4	1	CHEN Weilin	CHN	2007	0.89	20.18	43.11 22.93	1.49	
5	7	NIKOLOPOULOS Alexandros	GRE	2008	0.84	20.86	43.27 22.41	1.65	
6	6	BIRKETT FERAUD William A	ECU	2002	0.89	21.03	43.50 22.47	1.88	
7	8	KORNIEIEV Artem	UKR	2007	0.86	20.96	43.90 22.94	2.28	
8	2	SANTANO PEREZ Jose M.	ESP	2000	0.80	22.12	44.98 22.86	3.36	

Issued: 24 JUN 2026 at 11:10

24.06.26 11:19 



2026 CMAS World Championship Finswimming Indoor



Results

RANK HEAT LANE SURNAME & NAME NAT YEAR R.T. 50m TIME GAP

Event 6
24 JUN 2026 - 10:45

Men's 100 m BF Heats

WR	40.45	KROPIDLOWSKI Szymon	2002	POL	Chengdu (CHN)	10 AUG 2025				
WJR	41.56	FEDKIN Aleksey	2002	RUS	Istanbul (TUR)	30 JUL 2018				
1	4	5	KROPIDLOWSKI Szymon	POL	2002	0.85	19.32	41.22		q
								21.90		
2	5	3	SZABO GYORGYEI Szabaszti	HUN	1996	0.84	19.85	41.62	0.40	q
								21.77		
3	5	4	NAZARCHUK Alexandr	CM1	2001	0.93	19.79	41.68	0.46	q
								21.89		
4	3	4	FEDKIN Aleksei	CM1	2002	0.80	20.15	42.06	0.84	q
								21.91		
5	4	4	HERVA Juho	FIN	2005	0.82	20.23	42.42	1.20	q
								22.19		
6	3	5	CSEPLO Kelen	HUN	2003	0.94	20.52	42.44	1.22	q
								21.92		
7	5	5	HESHAM SAFWAT Ahmed	EGY	2005	0.82	20.53	42.66	1.44	q AFR
								22.13		
8	3	6	LOSSNER Niklas	GER	2006	0.81	19.91	42.76	1.54	q
								22.85		
9	3	2	ZOSYM Tymofii	UKR	2008	0.82	20.48	42.77	1.55	R1
								22.29		
10	3	3	DE ZALDIVAR Theo	FRA	2001	0.81	19.74	42.81	1.59	R2
								23.07		
11	4	3	PAVONI Filippo	ITA	2002	0.91	20.58	43.01	1.79	
								22.43		
12	5	1	CHEN Wellin	CHN	2007	0.89	20.18	43.11	1.89	
								22.93		
13	3	1	ZEMBA David	CZE	2008	0.84	20.39	43.18	1.96	
								22.79		
14	3	7	CHO Jaeseung	KOR	2001	0.79	20.16	43.21	1.99	
								23.05		
15	5	7	NIKOLOPOULOS Alexandros	GRE	2008	0.84	20.86	43.27	2.05	
								22.41		
16	4	6	ROKKOS Angelos	GRE	2007	0.74	20.08	43.36	2.14	
								23.28		
17	5	6	BIRKETT FERAUD William A	ECU	2002	0.89	21.03	43.50	2.28	
								22.47		
18	4	1	KAYA Kaan Efe	TUR	2006	0.84	20.82	43.54	2.32	
								22.72		
19	4	7	PORCIANI Riccardo	ITA	2004	0.89	20.18	43.62	2.40	
								23.44		
20	4	2	KIM Minkyong	KOR	2003	0.76	20.56	43.63	2.41	
								23.07		
21	5	8	KORNIEIEV Artem	UKR	2007	0.86	20.96	43.90	2.68	
								22.94		
22	5	2	SANTANO PEREZ Jose M.	ESP	2000	0.80	22.12	44.98	3.76	
								22.86		
23	2	3	JANITS Matus	SVK	2006	0.86	21.82	45.05	3.83	
								23.23		

24.06.26 11 26 J.C.




RANK	HEAT	LANE	SURNAME & NAME	NAT	YEAR	R.T.		TIME	GAP
24	4	8	MILIAUSKAS Majus	LTU	2007	0.83	20.99	45.39 24.40	4.17
25	3	8	ROA CARDENAS Samuel	COL	2004	0.82	21.37	45.47 24.10	4.25
26	2	7	BLASKOVIC Peter	SVK	2006	0.82	21.83	45.57 23.74	4.35
27	2	4	HURTADO SANCHEZ Alejandr	COL	1999	0.84	21.44	45.58 24.14	4.36
28	2	6	DEANOVIC Filip	CRO	2006	0.89	21.39	45.70 24.31	4.48
29	2	8	HSIAO Yung-Chi	TPE	2001	0.86	21.85	45.83 23.98	4.61
30	2	2	PETRENKO Julius	LTU	2008	0.87	21.81	46.15 24.34	4.93
31	2	1	AIDAN KOH Ae Bin	MAS	2006	0.85	21.80	46.24 24.44	5.02
32	1	4	RUSLI Muhammad Dawish A.	MAS	2006	0.80	21.86	47.11 25.25	5.89
33	2	5	WU Chun-Feng	TPE	1990	0.86	23.11	48.89 25.78	7.67

NOT CLASSIFIED

1	3	CHADALLA Venkata Manidha	IND	2006				DNS
1	2	RAHMAN Sajibur	BAN	2007				DNS
1	6	RIAD Bayzid Ahmmed	BAN	2008				DNS
1	5	PINEDA SANAMARIA Rafael	MEX	2006				ABS

Issued: 24 JUN 2026 at 11:10

24.06.26 11:26 



2026 CMAS World Championship Finswimming Indoor



Start List

LANE SURNAME & NAME NAT YEAR Q.TIME TIME RANK
Event 106
 24 JUN 2026 - 18:15

Men's 100 m BF Final

WR	40.45	KROPIDLOWSKI Szymon	2002	POL	Chengdu (CHN)	10 AUG 2025
WJR	41.56	FEDKIN Aleksey	2002	RUS	Istanbul (TUR)	30 JUL 2018

Final

LANE	SURNAME & NAME	NAT	YEAR	Q.TIME	TIME	RANK
1	HESHAM SAFWAT Ahmed	EGY	2005	42.66		
2	HERVA Juho	FIN	2005	42.42		
3	NAZARCHUK Alexandr	CM1	2001	41.68		
4	KROPIDLOWSKI Szymon	POL	2002	41.22		
5	SZABO GYORGYEI Szebaszti	HUN	1996	41.62		
6	FEDKIN Aleksei	CM1	2002	42.06		
7	CSEPLO Kelen	HUN	2003	42.44		
8	LOSSNER Niklas	GER	2006	42.76		

24.06.26 11:17



2026 CMAS World Championship Finswimming Indoor



Results

RANK	LANE	NAT	RELAY	SURNAME & NAME	YEAR	R.T.	50m	100m	TIME	GAP
------	------	-----	-------	----------------	------	------	-----	------	------	-----

Event 7
24 JUN 2026 - 11:00

Women's 4x100 m SF Heats

WR	2:34.54	CMAS1	CM1	Volos (GRE)	27 JUN 2016
WJR	2:40.52	RUSSIA	RUS	Istanbul (TUR)	02 AUG 2018

Heat 1 of 2

1	5	KOR	REPUBLIC OF KOREA						2:39.74		q
			LEE Yumin	2007	0.90	19.06	40.10		40.10		
			GIL Da Seul	1994	0.25	18.77	40.56	1:20.66			
			KIM Minjeong	2000	0.13	18.36	39.36	2:00.02			
			SEO Uijin	2000	0.12	19.02	39.72	2:39.74			
2	4	UKR	UKRAINE						2:41.00	1.26	q
			MAKARENKO Anastasiia	2006	0.94	19.38	40.51	40.51			
			UVAROVA Viktoriia	2001	0.08	18.94	40.80	1:21.31			
			HRECHKO Sofiia	2005	0.16	18.95	39.59	2:00.90			
			YAKOVLEVA Anna	2008	0.66	19.44	40.10	2:41.00			
3	3	GER	GERMANY						2:42.67	2.93	q
			BARTHEL Nadja	2004	0.81	18.77	40.69	40.69			
			RUETZE Michele	2000	0.14	18.80	40.34	1:21.03			
			GAWENDA Lara	2005	0.30	19.74	41.11	2:02.14			
			KOHLER Nina	2004	0.13	18.63	40.53	2:42.67			
4	6	GRE	GREECE						2:44.72	4.98	R1
			DELIGIANNI Eirini	1992	0.92	19.84	40.55	40.55			
			TELIOUSI Ifigeneia	2008	0.16	18.64	40.30	1:20.85			
			KTENA Sofia	1986	0.01	19.90	43.15	2:04.00			
			ILIAKI Maria	2009	0.05	18.76	40.72	2:44.72			

NOT CLASSIFIED

2 HUN HUNGARY

ABS


Issued: 24 JUN 2026 at 11:17

Heat 2 of 2

1	4	CM1	CMAS1						2:41.41		q
			MIKHAYLUSHKINA Ekaterina	2001	0.91	19.37	40.04	40.04			
			BELIAEVA Karina	2002	0.46	19.89	41.98	1:22.02			
			KUPRESSOVA Elizaveta	2008	0.37	19.13	40.39	2:02.41			
			PROSHINA Valeriia	2005	0.16	18.06	39.00	2:41.41			
2	3	FRA	FRANCE						2:42.37	0.96	q
			BADOR Chloe	2010	0.96	19.83	41.33	41.33			
			VERGER Anais	2000	0.10	18.58	40.81	1:22.14			
			HAMON Maiwenn	2003	0.15	18.22	40.13	2:02.27			
			GUILLE Lola	2006	0.15	18.40	40.10	2:42.37			
3	5	CHN	PEOPLE'S REPUBLIC OF CHINA						2:42.68	1.27	q
			WANG Kaili	2008	0.87	19.37	40.71	40.71			
			YAO Huali	2006	0.11	18.86	40.09	1:20.80			
			XIE Wenmin	2004	0.05	20.66	42.30	2:03.10			
			HU Yaoyao	2000	0.21	18.66	39.58	2:42.68			
4	2	COL	COLOMBIA						2:42.72	1.31	q
			MORENO ALEGRIA Diana P.	1991	0.97	19.18	40.87	40.87			
			AGUIRRE JOYA Paula A.	1999	0.27	19.93	43.05	1:23.92			
			LOPERA OROZCO Maria C.	1999	0.10	18.12	39.54	2:03.46			
			RETAMOZO Viviana	1998	0.03	17.88	39.26	2:42.72			
5	6	ITA	ITALY						2:43.81	2.40	q
			BRUNI Giulia	2008	0.88	19.36	40.70	40.70			
			LUNGI Nicole	1997	0.16	19.66	40.93	1:21.63			
			RAFFAETA' Anna	2009	0.25	19.55	40.86	2:02.49			
			DESTEFANI Giorgia	2006	0.11	19.66	41.32	2:43.81			
6	7	MAS	MALAYSIA						3:22.49	41.08	R2
			BINTI BONYAMIN Hani Farh	2010	0.94	23.61	48.91	48.91			
			SOON Roxanne Hui Nee	2007	0.70	25.03	51.61	1:40.52			
			LIM Abigail Yee May	2010	0.83	24.40	52.10	2:32.62			
			SHAFUL ANUAR Shaiful Ad	2010	0.54	23.65	49.87	3:22.49			

24.06.26 11:39 [Signature]

Issued: 24 JUN 2026 at 11:24

24.06.26 11:39 



2026 CMAS World Championship Finswimming Indoor



Results

RANK HEAT LANE NAT RELAY SURNAME & NAME YEAR R.T. 50m 100m TIME GAP

Event 7
24 JUN 2026 - 11:00

Women's 4x100 m SF Heats

WR	2:34.54	CMAS1	CM1	Volos (GRE)	27 JUN 2016
WJR	2:40.52	RUSSIA	RUS	Istanbul (TUR)	02 AUG 2018
1	1	5	KOR REPUBLIC OF KOREA		
			LEE Yumin	2007	0.90
			GIL Da Seul	1994	0.25
			KIM Minjeong	2000	0.13
			SEO Uijin	2000	0.12
					19.06
					40.10
					40.10
					1:20.66
					2:00.02
					2:39.74
					2:39.74
2	1	4	UKR UKRAINE		
			MAKARENKO Anastasiia	2006	0.94
			UVAROVA Viktoriia	2001	0.08
			HRECHKO Sofiia	2005	0.16
			YAKOVLEVA Anna	2008	0.66
					19.38
					40.51
					40.51
					1:21.31
					2:00.90
					2:41.00
					2:41.00
					1.26
3	2	4	CM1 CMAS1		
			MIKHAYLUSHKINA Ekaterina	2001	0.91
			BELIAEVA Karina	2002	0.46
			KUPRESSOVA Elizaveta	2008	0.37
			PROSHINA Valeriia	2005	0.16
					19.37
					40.04
					40.04
					1:22.02
					2:02.41
					2:41.41
					2:41.41
					1.67
4	2	3	FRA FRANCE		
			BADOR Chloe	2010	0.96
			VERGER Anais	2000	0.10
			HAMON Maiwenn	2003	0.15
			GUILLE Lola	2006	0.15
					19.83
					41.33
					41.33
					1:22.14
					2:02.27
					2:42.37
					2:42.37
					2.63
5	1	3	GER GERMANY		
			BARTHEL Nadja	2004	0.81
			RUETZE Michele	2000	0.14
			GAWENDA Lara	2005	0.30
			KOHLER Nina	2004	0.13
					18.77
					40.69
					40.69
					1:21.03
					2:02.14
					2:42.67
					2:42.67
					2.93
6	2	5	CHN PEOPLE'S REPUBLIC OF CHINA		
			WANG Kalli	2008	0.87
			YAO Huali	2006	0.11
			XIE Wenmin	2004	0.05
			HU Yaoyao	2000	0.21
					19.37
					40.71
					40.71
					1:20.80
					2:03.10
					2:42.68
					2:42.68
					2.94
7	2	2	COL COLOMBIA		
			MORENO ALEGRIA Diana P.	1991	0.97
			AGUIRRE JOYA Paula A.	1999	0.27
			LOPERA OROZCO Maria C.	1999	0.10
			RETAMOZO Viviana	1998	0.03
					19.18
					40.87
					40.87
					1:23.92
					2:03.46
					2:42.72
					2:42.72
					2.98
8	2	6	ITA ITALY		
			BRUNI Giulia	2008	0.88
			LUNghi Nicole	1997	0.16
			RAFFAETA' Anna	2009	0.25
			DESTEFANI Giorgia	2006	0.11
					19.36
					40.70
					40.70
					1:21.63
					2:02.49
					2:43.81
					2:43.81
					4.07
9	1	6	GRE GREECE		
			DELIGIANNI Eirini	1992	0.92
			TELIOUSI Ifigeneia	2008	0.16
			KTENA Sofia	1986	0.01
			ILIAKI Maria	2009	0.05
					19.84
					40.55
					40.55
					1:20.85
					2:04.00
					2:44.72
					2:44.72
					4.98
10	2	7	MAS MALAYSIA		
			BINTI BONYAMIN Hani Farh	2010	0.94
			SOON Roxanne Hui Nee	2007	0.70
			LIM Abigail Yee May	2010	0.83
			SHAIFUL ANUAR Shaiful Ad	2010	0.54
					23.61
					48.91
					48.91
					1:40.52
					2:32.62
					3:22.49
					3:22.49
					42.75
					R2

NOT CLASSIFIED

1 2 **HUN HUNGARY**

ABS

Issued: 24 JUN 2026 at 11:24

24.06.26 11:39 [Signature]



2026 CMAS World Championship Finswimming Indoor



Start List

Event 107
24 JUN 2026 - 18:27

Women's 4x100 m SF Final

WR	2:34.54	CMAS1	CM1	Volos (GRE)	27 JUN 2016
WJR	2:40.52	RUSSIA	RUS	Istanbul (TUR)	02 AUG 2018

Final

1	COL - COLOMBIA	2:42.72		
2	GER - GERMANY	2:42.67		
3	CM1 - CMAS1	2:41.41		
4	KOR - REPUBLIC OF KOREA	2:39.74		
5	UKR - UKRAINE	2:41.00		
6	FRA - FRANCE	2:42.37		
7	CHN - PEOPLE'S REPUBLIC OF CHINA	2:42.68		
8	ITA - ITALY	2:43.81		

24.06.26 11:57



2026 CMAS World Championship Finswimming Indoor



Results

RANK	LANE	NAT	RELAY	SURNAME & NAME	YEAR	R.T.	50m	100m	TIME	GAP
------	------	-----	-------	----------------	------	------	-----	------	------	-----

Event 8
24 JUN 2026 - 11:12

Men's 4x100 m SF Heats

WR	2:16.54	RUSSIA	RUS	Wroclaw (POL)	22 JUL 2017
WJR	2:24.01	RUSSIA	RUS	Chania (GRE)	29 JUN 2014

Heat 1 of 2

1	5	KOR	REPUBLIC OF KOREA						2:20.99	q
			SONG Jaekuk	2001	0.81	16.44	35.39	35.39		
			CHA Jonghwan	2002	0.29	16.36	35.88	1:11.27		
			KWON Namho	1997	0.28	15.69	34.99	1:46.26		
			KIM Chanyoung	1998	0.16	16.11	34.73	2:20.99		
2	4	UKR	UKRAINE						2:22.15	1.16 q
			SMISHCHENKO Serhii	2000	0.90	17.13	36.26	36.26		
			HORA Vitalii	2004	0.37	16.70	36.20	1:12.46		
			YELISIEIEV Davyd	2007	0.03	15.79	34.17	1:46.63		
			ZAKHAROV Oleksii	2001	0.09	16.79	35.52	2:22.15		
3	6	CHN	PEOPLE'S REPUBLIC OF CHINA						2:24.52	3.53 q
			QU Pengxu	2008	0.99	17.49	37.83	37.83		
			QIN Kangyu	2009	0.00	16.51	35.34	1:13.17		
			WU Enxi	2005	0.18	17.35	36.65	1:49.82		
			GUAN Hanzhi	2003	0.00	16.57	34.70	2:24.52		
4	3	HUN	HUNGARY						2:26.80	5.81 R1
			MOZSAR Istvan Alex	2000	0.84	17.82	37.19	37.19		
			VARADI Zalan	2008	0.13	16.51	35.23	1:12.42		
			BUKOR Adam	1999	0.33	17.85	38.88	1:51.30		
			KISS Nandor	2005	0.47	16.72	35.50	2:26.80		
5	7	ESP	SPAIN						2:30.85	9.86
			ASIN MENES David	1996	0.88	17.72	36.84	36.84		
			GOYA SARASOLA Josu	1999	0.02	17.80	38.24	1:15.08		
			ROJAS GARCIA Mario	2007	0.12	17.97	38.02	1:53.10		
			SANTANO PEREZ Jose M.	2000	0.16	18.06	37.75	2:30.85		
6	2	JPN	JAPAN						2:30.88	9.89
			ABE Hiroto	1999	0.82	17.51	37.80	37.80		
			TANIGAWA Tetsuro	1984	0.13	16.99	36.36	1:14.16		
			HAGIHARA Yoshiteru	1993	0.24	16.79	39.05	1:53.21		
			WATABE Riki	1997	0.22	17.81	37.67	2:30.88		

NOT CLASSIFIED

1 MEX MEXICO

ABS

Issued: 24 JUN 2026 at 11:31

Heat 2 of 2

1	1	CM1	CMAS1						2:23.75	q
			GAIVAK Nikita	2008	0.98	17.11	35.89	35.89		
			SOLOVYOV Matvey	2005	0.09	16.94	35.63	1:11.52		
			MARKOVIN Ratmir	2007	0.12	16.40	35.13	1:46.65		
			PARINOV Kirill	2010	0.32	17.12	37.10	2:23.75		
2	2	ITA	ITALY						2:24.20	0.45 q
			BIANCALANA Fabio	2005	0.82	16.85	36.58	36.58		
			CARONNO Lorenzo	2001	0.22	16.73	36.05	1:12.63		
			DEGLI ESPOSTI Christian	2005	0.41	16.07	34.70	1:47.33		
			SPELTA Leonardo	2006	0.20	16.63	36.87	2:24.20		
3	4	GRE	GREECE						2:24.54	0.79 q
			PANAGIOTIDIS Georgios	2001	0.81	16.61	36.33	36.33		
			KALTSOUKALAS Georgios	2005	0.10	17.06	35.98	1:12.31		
			ILIOPOULOS Ioannis	2004	0.23	17.53	36.78	1:49.09		
			KOROMPYLIS Angelos	2009	0.38	16.76	35.45	2:24.54		
4	5	COL	COLOMBIA						2:25.29	1.54 q
			DURAN ASTUDILLO Nicolas	2009	0.86	17.25	36.75	36.75		
			GIRALDO Juan	2003	0.01	15.65	35.89	1:12.64		
			TOVAR BOLANOS Marlon V.	1998	0.40	16.82	36.27	1:48.91		
			SOSA MORA Samuel A.	2008	0.19	17.35	36.38	2:25.29		

24.06.26 11:42

RANK	LANE	NAT	RELAY	SURNAME & NAME	YEAR	R.T.	TIME	GAP			
5	6	FRA	FRANCE	ALLAIN Gabryel	2007	0.90	17.17	36.40	2:25.73	1.98	q
				HAMON Ewen	2005	0.04	16.94	36.82	36.40		
				ZUGMEYER Colas	2001	0.16	16.67	36.09	1:13.22		
				DURAGER Tom	2005	0.21	17.08	36.42	1:49.31		
6	3	VIE	VIETNAM	NGUYEN HUY Anh	2007	0.82	17.46	36.82	2:25.73	5.31	R2
				NGUYEN TRUNG Kien	1989	0.30	17.07	36.47	2:29.06		
				DO DINH Toan	1997	0.13	17.06	36.40	1:13.29		
				NGUYEN THANH Loc	1995	0.29	17.07	39.37	1:49.69		
7	7	TPE	CHINESE TAIPEI	CHIU Shao-Hung	2007	0.97	18.20	38.71	2:29.06	13.61	
				LIN Chao Chien	2004	0.41	18.41	39.43	2:37.36		
				CHEN Po-Han	2001	0.26	18.82	39.10	38.71		
				CHOU Ting-Yi	1996	0.56	18.12	40.12	1:18.14		
8	8	MAS	MALAYSIA	LAW Yong Aun	2008	0.96	19.19	43.39	1:57.24	42.48	
				LOW Hong Liang	2009	0.54	22.49	47.52	2:37.36		
				BIN AZMY Muhammad Imann	2011	0.49	20.72	44.48	2:37.36		
				ELSON KOH Ae Shang	2008	0.46	25.09	50.84	3:06.23		

Issued: 24 JUN 2026 at 11:37

24.06.26 11:42 [Signature]



2026 CMAS World Championship Finswimming Indoor



Results

RANK LANE NAT RELAY SURNAME & NAME YEAR R.T. 50m 100m TIME GAP

Event 8
24 JUN 2026 - 11:12

Men's 4x100 m SF Heats

WR	2:16.54	RUSSIA	RUS	Wroclaw (POL)	22 JUL 2017
WJR	2:24.01	RUSSIA	RUS	Chania (GRE)	29 JUN 2014

Heat 1 of 2

RANK	LANE	NAT	RELAY	SURNAME & NAME	YEAR	R.T.	50m	100m	TIME	GAP	MARK
1	5	KOR	REPUBLIC OF KOREA	SONG Jaëuk	2001	0.81	16.44	35.39	35.39		q
				CHA Jonghwan	2002	0.29	16.36	35.88	1:11.27		
				KWON Namho	1997	0.28	15.69	34.99	1:46.26		
				KIM Chanyoung	1998	0.16	16.11	34.73	2:20.99		
2	4	UKR	UKRAINE	SMISHCHENKO Serhii	2000	0.90	17.13	36.26	36.26	1.16	q
				HORA Vitalii	2004	0.37	16.70	36.20	1:12.46		
				YELISIEIEV Davyd	2007	0.03	15.79	34.17	1:46.63		
				ZAKHAROV Oleksii	2001	0.09	16.79	35.52	2:22.15		
3	6	CHN	PEOPLE'S REPUBLIC OF CHINA	QU Pengxu	2008	0.99	17.49	37.83	37.83	3.53	q
				QIN Kangyu	2009	0.00	16.51	35.34	1:13.17		
				WU Enxi	2005	0.18	17.35	36.65	1:49.82		
				GUAN Hanzhi	2003	0.00	16.57	34.70	2:24.52		
4	3	HUN	HUNGARY	MOZSAR Istvan Alex	2000	0.84	17.82	37.19	37.19	5.81	R1
				VARADI Zalan	2008	0.13	16.51	35.23	1:12.42		
				BUKOR Adam	1999	0.33	17.85	36.88	1:51.30		
				KISS Nandor	2005	0.47	16.72	35.50	2:26.80		
5	7	ESP	SPAIN	ASIN MENES David	1996	0.88	17.72	36.84	36.84	9.86	
				GOYA SARASOLA Josu	1999	0.02	17.80	38.24	1:15.08		
				ROJAS GARCIA Mario	2007	0.12	17.97	38.02	1:53.10		
				SANTANO PEREZ Jose M.	2000	0.16	18.06	37.75	2:30.85		
6	2	JPN	JAPAN	ABE Hiroto	1999	0.82	17.51	37.80	37.80	9.89	
				TANIGAWA Tetsuro	1984	0.13	16.99	36.36	1:14.16		
				HAGIHARA Yoshiteru	1993	0.24	16.79	39.05	1:53.21		
				WATABE Riki	1997	0.22	17.81	37.67	2:30.88		

NOT CLASSIFIED

1 MEX MEXICO

ABS

Issued: 24 JUN 2026 at 11:31

Heat 2 of 2


RANK	LANE	NAT	RELAY	SURNAME & NAME	YEAR	R.T.	50m	100m	TIME	GAP	MARK
1	1	CM1	CMAS1	GAIVAK Nikita	2008	0.98	17.11	35.89	35.89		q
				SOLOVYOV Matvey	2005	0.09	16.94	35.63	1:11.52		
				MARKOVIN Ratmir	2007	0.12	16.40	35.13	1:46.65		
				PARINOV Kirill	2010	0.32	17.12	37.10	2:23.75		
2	2	ITA	ITALY	BIANCALANA Fabio	2005	0.82	16.85	36.58	36.58	0.45	q
				CARONNO Lorenzo	2001	0.22	16.73	36.05	1:12.63		
				DEGLI ESPOSTI Christian	2005	0.41	16.07	34.70	1:47.33		
				SPELTA Leonardo	2006	0.20	16.63	36.87	2:24.20		
3	4	GRE	GREECE	PANAGIOTIDIS Georgios	2001	0.81	16.61	36.33	36.33	0.79	q
				KALTSOUKALAS Georgios	2005	0.10	17.06	35.98	1:12.31		
				ILIOPOULOS Ioannis	2004	0.23	17.53	36.78	1:49.09		
				KOROMPYLIS Angelos	2009	0.38	16.76	35.45	2:24.54		
4	5	COL	COLOMBIA	DURAN ASTUDILLO Nicolas	2009	0.86	17.25	36.75	36.75	1.54	q
				GIRALDO Juan	2003	0.01	15.65	35.89	1:12.64		
				TOVAR BOLANOS Marlon V.	1998	0.40	16.82	36.27	1:48.91		
				SOSA MORA Samuel A.	2008	0.19	17.35	36.38	2:25.29		

24.06.26

12''

RANK	LANE	NAT	RELAY	SURNAME & NAME	YEAR	R.T.	TIME	GAP		
5	6	FRA	FRANCE	ALLAIN Gabryel	2007	0.90	17.17	36.40	36.40	
				HAMON Ewen	2005	0.04	16.94	36.82	1:13.22	
				ZUGMEYER Colas	2001	0.16	16.67	36.09	1:49.31	
				DURAGER Tom	2005	0.21	17.08	36.42	2:25.73	1.98
										q
6	3	VIE	VIETNAM	NGUYEN HUY Anh	2007	0.82	17.46	36.82	36.82	
				NGUYEN TRUNG Kien	1989	0.30	17.07	36.47	1:13.29	
				DO DINH Toan	1997	0.13	17.06	36.40	1:49.69	
				NGUYEN THANH Loc	1995	0.29	17.07	39.37	2:29.06	5.31
										R2
7	7	TPE	CHINESE TAIPEI	CHIU Shao-Hung	2007	0.97	18.20	38.71	38.71	
				LIN Chao Chien	2004	0.41	18.41	39.43	1:18.14	
				CHEN Po-Han	2001	0.26	18.82	39.10	1:57.24	
				CHOU Ting-Yi	1996	0.56	18.12	40.12	2:37.36	13.61
8	8	MAS	MALAYSIA	LAW Yong Aun	2008	0.96	19.19	43.39	43.39	
				LOW Hong Liang	2009	0.54	22.49	47.52	1:30.91	
				BIN AZMY Muhammad Imann	2011	0.49	20.72	44.48	2:15.39	
				ELSON KOH Ae Shang	2008	0.46	25.09	50.84	3:06.23	42.48

Issued: 24 JUN 2026 at 11:37

24.06.26 12 " 



2026 CMAS World Championship Finswimming Indoor



Results

RANK HEAT LANE NAT RELAY SURNAME & NAME YEAR R.T. 50m 100m TIME GAP

Event 8
24 JUN 2026 - 11:12

Men's 4x100 m SF Heats

WR	2:16.54	RUSSIA	RUS	Wroclaw (POL)	22 JUL 2017						
WJR	2:24.01	RUSSIA	RUS	Chania (GRE)	29 JUN 2014						
1	1	5	KOR REPUBLIC OF KOREA								
			SONG Jaek	2001	0.81	16.44	35.39	35.39			
			CHA Jonghwan	2002	0.29	16.36	35.88	1:11.27			
			KWON Namho	1997	0.28	15.69	34.99	1:46.26			
			KIM Chanyoung	1998	0.16	16.11	34.73	2:20.99			
2	1	4	UKR UKRAINE						2:22.15	1.16	q
			SMISHCHENKO Serhii	2000	0.90	17.13	36.26	36.26			
			HORA Vitalii	2004	0.37	16.70	36.20	1:12.46			
			YELISIEIEV Davyd	2007	0.03	15.79	34.17	1:46.63			
			ZAKHAROV Oleksii	2001	0.09	16.79	35.52	2:22.15			
3	2	1	CM1 CMAS1						2:23.75	2.76	q
			GAIVAK Nikita	2008	0.98	17.11	35.89	35.89			
			SOLOVYOV Matvey	2005	0.09	16.94	35.63	1:11.52			
			MARKOVIN Ratmir	2007	0.12	16.40	35.13	1:46.65			
			PARINOV Kirill	2010	0.32	17.12	37.10	2:23.75			
4	2	2	ITA ITALY						2:24.20	3.21	q
			BIANCALANA Fabio	2005	0.82	16.85	36.58	36.58			
			CARONNO Lorenzo	2001	0.22	16.73	36.05	1:12.63			
			DEGLI ESPOSTI Christian	2005	0.41	16.07	34.70	1:47.33			
			SPELTA Leonardo	2006	0.20	16.63	36.87	2:24.20			
5	1	6	CHN PEOPLE'S REPUBLIC OF CHINA						2:24.52	3.53	q
			QU Pengxu	2008	0.99	17.49	37.83	37.83			
			QIN Kangyu	2009	0.00	16.51	35.34	1:13.17			
			WU Enxi	2005	0.18	17.35	36.65	1:49.82			
			GUAN Hanzhi	2003	0.00	16.57	34.70	2:24.52			
6	2	4	GRE GREECE						2:24.54	3.55	q
			PANAGIOTIDIS Georgios	2001	0.81	16.61	36.33	36.33			
			KALTSOUKALAS Georgios	2005	0.10	17.06	35.98	1:12.31			
			ILIOPOULOS Ioannis	2004	0.23	17.53	36.78	1:49.09			
			KOROMPYLIS Angelos	2009	0.38	16.76	35.45	2:24.54			
7	2	5	COL COLOMBIA						2:25.29	4.30	q
			DURAN ASTUDILLO Nicolas	2009	0.86	17.25	36.75	36.75			
			GIRALDO Juan	2003	0.01	15.65	35.89	1:12.64			
			TOVAR BOLANOS Marlon V.	1998	0.40	16.82	36.27	1:48.91			
			SOSA MORA Samuel A.	2008	0.19	17.35	36.38	2:25.29			
8	2	6	FRA FRANCE						2:25.73	4.74	q
			ALLAIN Gabryel	2007	0.90	17.17	36.40	36.40			
			HAMON Ewen	2005	0.04	16.94	36.82	1:13.22			
			ZUGMEYER Colas	2001	0.16	16.67	36.09	1:49.31			
			DURAGER Tom	2005	0.21	17.08	36.42	2:25.73			
9	1	3	HUN HUNGARY						2:26.80	5.81	R1
			MOZSAR Istvan Alex	2000	0.84	17.82	37.19	37.19			
			VARADI Zalan	2008	0.13	16.51	35.23	1:12.42			
			BUKOR Adam	1999	0.33	17.85	38.88	1:51.30			
			KISS Nandor	2005	0.47	16.72	35.50	2:26.80			
10	2	3	VIE VIETNAM						2:29.06	8.07	R2
			NGUYEN HUY Anh	2007	0.82	17.46	36.82	36.82			
			NGUYEN TRUNG Kien	1989	0.30	17.07	36.47	1:13.29			
			DO DINH Toan	1997	0.13	17.06	36.40	1:49.69			
			NGUYEN THANH Loc	1995	0.29	17.07	39.37	2:29.06			
11	1	7	ESP SPAIN						2:30.85	9.86	
			ASIN MENES David	1996	0.88	17.72	36.84	36.84			
			GOYA SARASOLA Josu	1999	0.02	17.80	38.24	1:15.08			
			ROJAS GARCIA Mario	2007	0.12	17.97	38.02	1:53.10			
			SANTANO PEREZ Jose M.	2000	0.16	18.06	37.75	2:30.85			
12	1	2	JPN JAPAN						2:30.88	9.89	
			ABE Hiroto	1999	0.82	17.51	37.80	37.80			
			TANIGAWA Tetsuro	1984	0.13	16.99	36.36	1:14.16			
			HAGIHARA Yoshiteru	1993	0.24	16.79	39.05	1:53.21			
			WATABE Riki	1997	0.22	17.81	37.67	2:30.88			

24.06.26

12 11

RB

RANK	HEAT	LANE	NAT RELAY	SURNAME & NAME	YEAR	R.T.		TIME	GAP
13	2	7	TPE CHINESE TAIPEI						
				CHIU Shao-Hung	2007	0.97	18.20	38.71	38.71
				LIN Chao Chien	2004	0.41	18.41	39.43	1:18.14
				CHEN Po-Han	2001	0.26	18.82	39.10	1:57.24
				CHOU Ting-Yi	1996	0.56	18.12	40.12	2:37.36
14	2	8	MAS MALAYSIA					3:06.23	45.24
				LAW Yong Aun	2008	0.96	19.19	43.39	43.39
				LOW Hong Liang	2009	0.54	22.49	47.52	1:30.91
				BIN AZMY Muhammad Imann	2011	0.49	20.72	44.48	2:15.39
				ELSON KOH Ae Shang	2008	0.46	25.09	50.84	3:06.23
NOT CLASSIFIED									
1	1		MEX MEXICO						ABS

Issued: 24 JUN 2026 at 11:37

24.06.26

12 "



2026 CMAS World Championship Finswimming Indoor



Start List

LANE NAT SURNAME & NAME YEAR Q.TIME TIME RANK
Event 108
24 JUN 2026 - 18:40

Men's 4x100 m SF Final

WR	2:16.54	RUSSIA	RUS	Wroclaw (POL)	22 JUL 2017
WJR	2:24.01	RUSSIA	RUS	Chania (GRE)	29 JUN 2014

Final

1	COL - COLOMBIA	2:25.29		
2	CHN - PEOPLE'S REPUBLIC OF CHINA	2:24.52		
3	CM1 - CMAS1	2:23.75		
4	KOR - REPUBLIC OF KOREA	2:20.99		
5	UKR - UKRAINE	2:22.15		
6	ITA - ITALY	2:24.20		
7	GRE - GREECE	2:24.54		
8	FRA - FRANCE	2:25.73		

24.06.26 12:11



2026 CMAS World Championship Finswimming Indoor



Start List

Event 108
24 JUN 2026 - 18:40

Men's 4x100 m SF Final

WR	2:16.54	RUSSIA	RUS	Wroclaw (POL)	22 JUL 2017
WJR	2:24.01	RUSSIA	RUS	Chania (GRE)	29 JUN 2014

Final

LANE	NAT	SURNAME & NAME	YEAR	Q.TIME	TIME	RANK
1	COL - COLOMBIA			2:25.29		
2	CHN - PEOPLE'S REPUBLIC OF CHINA			2:24.52		
3	CM1 - CMAS1			2:23.75		
4	KOR - REPUBLIC OF KOREA			2:20.99		
5	UKR - UKRAINE			2:22.15		
6	ITA - ITALY			2:24.20		
7	GRE - GREECE			2:24.54		
8	FRA - FRANCE			2:25.73		

24.06.26 12:11



2026 CMAS World Championship Finswimming Indoor



Results

RANK HEAT LANE SURNAME & NAME NAT YEAR R.T. TIME GAP

Event 101

24 JUN 2026 - 17:00

Women's 50 m AP Final

WR	15.10	ZHU Bao Zhen	1988	CHN	Kaohsiung (TPE)	23 JUL 2009
WJR	15.71	YAO Huali	2006	CHN	Nanning (CHN)	02 NOV 2023

RANK	HEAT	LANE	SURNAME & NAME	NAT	YEAR	R.T.	TIME	GAP	Medal
1	1	6	AGUIRRE JOYA Paula A.	COL	1999	0.91	16.05		Gold
2	1	3	SLISEVA Diana	CM1	2005	0.83	16.09	0.04	Silver
3	1	1	HU Yaoyao	CHN	2000	0.89	16.19	0.14	Bronze
4	1	2	SEO Uijin	KOR	2000	0.78	16.26	0.21	
5	1	5	MALACHOWSKA Julia	POL	1999	0.86	16.27	0.22	
6	1	4	YOON Miri	KOR	1989	0.90	16.42	0.37	
7	1	7	ORTEGA GARCIA Nikol D.	COL	2006	0.95	16.44	0.39	
8	1	8	MOHAMED HELMY Mariam	EGY	2009	0.88	16.54	0.49	

Issued: 24 JUN 2026 at 17:05

24.06.26 17:25



2026 CMAS World Championship Finswimming Indoor



Results

RANK HEAT LANE SURNAME & NAME NAT YEAR R.T. TIME GAP

Event 102

24 JUN 2026 - 17:05

Men's 50 m AP Final

WR	13.70	KABANOV Pavel	1985	CM1	Ioannina (GRE)	30 JUN 2019
WJR	14.19	LOSSNER Niklas	2006	GER	Leipzig (GER)	14 MAY 2023

RANK	HEAT	LANE	SURNAME & NAME	NAT	YEAR	R.T.	TIME	GAP	Medal
1	1	4	LEE Kwan Ho	KOR	1989	0.81	13.87		Gold
2	1	5	SHIN Myeongjun	KOR	2001	0.87	13.93	0.06	Silver
3	1	3	NGUYEN THANH Loc	VIE	1995	0.85	14.22	0.35	Bronze
4	1	6	NOWAK Filip	POL	1997	0.78	14.31	0.44	
5	1	2	DURAGER Tom	FRA	2005	0.84	14.45	0.58	
6	1	7	ATMAN Derin	TUR	2005	0.82	14.52	0.65	
7	1	1	SALAZAR YUSTI Samuel	COL	2009	0.88	14.59	0.72	
8	1	8	QIN Kangyu	CHN	2009	0.85	14.61	0.74	

24.06.26 17 36



2026 CMAS World Championship Finswimming Indoor



Results

RANK	LANE	SURNAME & NAME			NAT	YEAR			R.T.	TIME	GAP
	50m	100m	150m	200m	250m	300m	350m	400m			
	450m	500m	550m	600m	650m	700m	750m	800m			
	850m	900m	950m	1000m	1050m	1100m	1150m	1200m			
	1250m	1300m	1350m	1400m	1450m						

Event 103
24 JUN 2026 - 17:17

Women's 1500 m SF Heats

WR	13:01.48	LIU Jiao	1987	CHN	Hodmezovasarhely (HUN)	03 AUG 2011
WJR	13:23.86	LEONARDI Anna	2008	ITA	Olsztyn (POL)	17 JUL 2025

Fast Heat

1	4	MISHUSTINA Anna	CM1	2006	0.92	13:15.87	
	22.75(1)	47.11(1)	1:12.43(1)	1:38.44(1)	2:04.73(1)	2:31.13(1)	2:57.92(1)
		24.36	25.32	26.01	26.29	26.40	26.79
	3:51.79(1)	4:18.98(1)	4:46.07(1)	5:12.94(1)	5:39.83(1)	6:06.81(1)	6:33.72(1)
	27.02	27.19	27.09	26.87	26.89	26.98	26.91
	7:27.60(1)	7:54.28(1)	8:21.45(1)	8:48.44(1)	9:15.35(1)	9:42.19(1)	10:09.18(1)
	26.94	26.68	27.17	26.99	26.91	26.84	26.99
	11:03.38(1)	11:30.22(1)	11:57.37(1)	12:23.96(1)	12:50.22(1)	13:16.57(1)	13:43.33(1)
	27.05	26.84	27.15	26.59	26.26	25.65	26.99
2	5	LEONARDI Anna	ITA	2008	0.89	13:31.57	15.70
	24.07(4)	49.59(2)	1:14.90(2)	1:40.80(2)	2:07.33(2)	2:34.51(2)	3:01.67(2)
		25.52	25.31	25.90	26.53	27.18	27.16
	3:56.38(2)	4:23.79(2)	4:51.51(2)	5:18.90(2)	5:46.63(2)	6:14.04(2)	6:41.90(2)
	27.41	27.41	27.72	27.39	27.73	27.41	27.86
	7:37.34(2)	8:04.77(2)	8:32.38(2)	9:00.05(2)	9:27.62(2)	9:55.19(2)	10:22.52(2)
	27.94	27.43	27.61	27.67	27.57	27.57	27.33
	11:17.43(2)	11:44.50(2)	12:11.68(2)	12:39.34(2)	13:05.45(2)	13:31.57(2)	13:58.14(2)
	27.23	27.07	27.18	27.66	26.11	26.12	26.99
3	6	BELIAEVA Karina	CM1	2002	0.91	13:39.30	23.43
	24.02(3)	50.77(5)	1:18.45(7)	1:46.57(8)	2:14.60(8)	2:42.90(8)	3:10.69(8)
		26.75	27.68	28.12	28.03	28.30	27.79
	4:05.92(8)	4:33.67(7)	5:01.08(6)	5:28.69(4)	5:56.58(4)	6:24.26(4)	6:52.00(4)
	27.66	27.75	27.41	27.61	27.89	27.68	27.74
	7:47.25(4)	8:14.84(4)	8:42.24(4)	9:09.65(4)	9:36.78(4)	10:04.30(4)	10:31.45(3)
	27.67	27.59	27.40	27.41	27.13	27.52	27.15
	11:25.53(3)	11:52.53(3)	12:19.62(3)	12:46.81(3)	13:13.65(3)	13:40.82(3)	14:08.01(3)
	28.92	27.00	27.09	27.19	26.84	25.65	26.99
4	7	ZHANG Shiyi	CHN	2006	0.98	13:45.95	30.08
	23.85(2)	49.99(3)	1:16.71(3)	1:44.09(3)	2:11.27(3)	2:39.11(3)	3:06.66(3)
		26.14	26.72	27.38	27.18	27.84	27.55
	4:02.07(3)	4:30.03(3)	4:57.82(3)	5:25.98(3)	5:53.56(3)	6:21.39(3)	6:49.04(3)
	27.59	27.96	27.79	28.16	27.58	27.83	27.65
	7:44.50(3)	8:12.37(3)	8:39.96(3)	9:07.73(3)	9:35.64(3)	10:03.71(3)	10:31.65(4)
	27.57	27.87	27.59	27.77	27.91	28.07	27.94
	11:27.50(4)	11:55.72(4)	12:23.75(4)	12:51.79(4)	13:19.48(4)	13:47.17(4)	14:15.46(4)
	28.25	28.22	28.03	28.04	27.69	26.47	26.99
5	3	MAGDY HAGRASS Nada	EGY	2005		13:47.96	32.09
	24.77(6)	51.00(6)	1:18.11(5)	1:45.58(6)	2:13.29(6)	2:40.89(5)	3:08.92(5)
		26.23	27.11	27.47	27.71	27.60	28.03
	4:04.84(5)	4:33.13(6)	5:01.44(7)	5:29.62(7)	5:57.82(7)	6:25.78(6)	6:53.82(6)
	28.03	28.29	28.31	28.18	28.20	27.96	28.04
	7:49.36(5)	8:17.05(5)	8:45.06(5)	9:12.77(5)	9:40.23(5)	10:07.77(5)	10:35.38(5)
	27.65	27.69	28.01	27.71	27.46	27.54	27.61
	11:30.42(5)	11:58.10(5)	12:25.74(5)	12:53.24(5)	13:21.11(5)	13:48.80(5)	14:16.49(5)
	27.48	27.68	27.64	27.50	27.87	26.85	26.99
6	1	KALFIDOU Eleni	GRE	2009		13:55.46	39.59
	24.48(5)	50.37(4)	1:17.70(4)	1:45.19(4)	2:12.80(4)	2:40.46(4)	3:08.55(4)
		25.89	27.33	27.49	27.61	27.66	28.09
	4:04.72(4)	4:32.89(5)	5:00.84(4)	5:28.92(5)	5:57.10(5)	6:25.02(5)	6:53.16(5)
	28.14	28.17	27.95	28.08	28.18	27.92	28.14
	7:49.59(6)	8:18.01(6)	8:46.46(6)	9:14.62(6)	9:42.81(6)	10:11.02(6)	10:39.67(6)
	28.40	28.42	28.45	28.16	28.19	28.21	28.65
	11:35.83(6)	12:04.13(6)	12:32.52(6)	13:00.54(6)	13:28.44(6)	13:56.33(6)	14:24.22(6)
	28.04	28.30	28.39	28.02	27.90	27.02	26.99
7	8	HEMPLER Emily	GER	2007		14:01.71	45.84
	25.20(8)	51.39(8)	1:18.52(8)	1:46.26(7)	2:13.71(7)	2:41.25(7)	3:08.95(6)
		26.19	27.13	27.74	27.45	27.54	27.70
	4:04.84(5)	4:32.86(4)	5:00.91(5)	5:29.34(6)	5:57.51(6)	6:25.88(7)	6:54.16(7)
	28.10	28.02	28.05	28.43	28.17	28.37	28.28
	7:50.76(7)	8:19.37(7)	8:47.89(7)	9:16.68(7)	9:45.26(7)	10:13.82(7)	10:42.28(7)
	28.24	28.61	28.52	28.79	28.58	28.56	28.46
	11:39.46(7)	12:08.18(7)	12:36.87(7)	13:05.53(7)	13:34.06(7)	14:02.75(7)	14:31.44(7)
	28.52	28.72	28.69	28.66	28.53	27.65	26.99

24.06.26 17:47

RANK	LANE	SURNAME & NAME	NAT	YEAR	R.T.	TIME	GAP			
8	2	LEE Jimin	KOR	2008	0.95	14:25.55	1:09.68			
		25.06(7)	51.12(7)	1:18.13(6)	1:45.45(5)	2:13.23(5)	2:41.06(6)	3:08.98(7)	3:37.35(7)	1:09.68
			26.06	27.01	27.32	27.78	27.83	27.92	28.37	
		4:05.66(7)	4:34.14(8)	5:02.53(8)	5:31.46(8)	6:00.25(8)	6:29.17(8)	6:58.00(8)	7:27.37(8)	
			28.31	28.48	28.39	28.93	28.79	28.92	28.83	29.37
		7:56.96(8)	8:26.46(8)	8:56.00(8)	9:25.70(8)	9:55.60(8)	10:25.70(8)	10:55.73(8)	11:25.80(8)	
			29.59	29.50	29.54	29.70	29.90	30.10	30.03	30.07
		11:56.22(8)	12:26.88(8)	12:57.30(8)	13:27.43(8)	13:56.90(8)				
			30.42	30.66	30.42	30.13	29.47	28.65		

Issued: 24 JUN 2026 at 17:40

24.06.26 17:47 [Signature]



2026 CMAS World Championship Finswimming Indoor



Results

RANK	HEAT	LANE	SURNAME & NAME			NAT	YEAR			R.T.	TIME	GAP
			50m	100m	150m	200m	250m	300m	350m	400m		
			450m	500m	550m	600m	650m	700m	750m	800m		
			850m	900m	950m	1000m	1050m	1100m	1150m	1200m		
			1250m	1300m	1350m	1400m	1450m					

Event 103
24 JUN 2026 - 17:17


Women's 1500 m SF Heats

WR	13:01.46 LIU Jiao		1987	CHN	Hodmezovasarhely (HUN)		03 AUG 2011				
WJR	13:23.86 LEONARDI Anna		2008	ITA	Olsztyn (POL)		17 JUL 2025				
1	1	4	MISHUSTINA Anna		CM1	2006	0.92	13:15.87	Gold		
			22.75	47.11	1:12.43	1:38.44	2:04.73	2:31.13	2:57.92	3:24.77	
				24.36	25.32	26.01	26.29	26.40	26.79	26.85	
			3:51.79	4:18.98	4:46.07	5:12.94	5:39.83	6:06.81	6:33.72	7:00.66	
				27.02	27.19	27.09	26.87	26.89	26.98	26.91	
			7:27.60	7:54.28	8:21.45	8:48.44	9:15.35	9:42.19	10:09.18	10:36.33	
				26.94	26.68	27.17	26.99	26.84	26.99	27.15	
			11:03.38	11:30.22	11:57.37	12:23.96	12:50.22				
				27.05	26.84	27.15	26.59	26.26	25.65		
2	1	5	LEONARDI Anna		ITA	2008	0.89	13:31.57	15.70	Silver	
			24.07	49.59	1:14.90	1:40.80	2:07.33	2:34.51	3:01.67	3:28.97	
				25.52	25.31	25.90	26.53	27.18	27.16	27.30	
			3:56.38	4:23.79	4:51.51	5:18.90	5:46.63	6:14.04	6:41.90	7:09.40	
				27.41	27.72	27.39	27.73	27.41	27.86	27.50	
			7:37.34	8:04.77	8:32.38	9:00.05	9:27.62	9:55.19	10:22.52	10:50.20	
				27.94	27.61	27.67	27.57	27.57	27.33	27.68	
			11:17.43	11:44.50	12:11.68	12:39.34	13:05.45				
				27.23	27.07	27.66	26.11	26.12			
3	1	6	BELJAEVA Karina		CM1	2002	0.91	13:39.30	23.43	Bronze	
			24.02	50.77	1:18.45	1:46.57	2:14.60	2:42.90	3:10.69	3:38.26	
				26.75	27.68	28.12	28.03	28.30	27.79	27.57	
			4:05.92	4:33.67	5:01.08	5:28.69	5:56.58	6:24.26	6:52.00	7:19.58	
				27.66	27.41	27.61	27.89	27.68	27.74	27.58	
			7:47.25	8:14.84	8:42.24	9:09.65	9:36.78	10:04.30	10:31.45	10:58.61	
				27.67	27.59	27.40	27.41	27.52	27.15	27.16	
			11:25.53	11:52.53	12:19.62	12:46.81	13:13.65				
				26.92	27.00	27.19	26.84	25.65			
4	1	7	ZHANG Shiyi		CHN	2006	0.98	13:45.95	30.08		
			23.85	49.99	1:16.71	1:44.09	2:11.27	2:39.11	3:06.66	3:34.48	
				26.14	26.72	27.38	27.18	27.84	27.55	27.82	
			4:02.07	4:30.03	4:57.82	5:25.98	5:53.56	6:21.39	6:49.04	7:16.93	
				27.59	27.96	27.79	28.16	27.58	27.65	27.89	
			7:44.50	8:12.37	8:39.96	9:07.73	9:35.64	10:03.71	10:31.65	10:59.25	
				27.57	27.87	27.77	27.91	28.07	27.94	27.60	
			11:27.50	11:55.72	12:23.75	12:51.79	13:19.48				
				28.25	28.22	28.03	27.69	26.47			
5	1	3	MAGDY HAGRASS Nada		EGY	2005				13:47.96	32.09
			24.77	51.00	1:18.11	1:45.58	2:13.29	2:40.89	3:08.92	3:36.81	
				26.23	27.11	27.47	27.71	27.60	28.03	27.89	
			4:04.84	4:33.13	5:01.44	5:29.62	5:57.82	6:25.78	6:53.82	7:21.71	
				28.03	28.29	28.31	28.18	27.96	28.04	27.89	
			7:49.36	8:17.05	8:45.06	9:12.77	9:40.23	10:07.77	10:35.38	11:02.94	
				27.65	27.69	28.01	27.71	27.46	27.54	27.61	
			11:30.42	11:58.10	12:25.74	12:53.24	13:21.11				
				27.48	27.68	27.64	27.50	27.97	26.85		
6	2	5	HWANG Yunhyeong		KOR	2005	0.94	13:48.74	32.87		
			25.02	51.86	1:18.97	1:46.38	2:13.97	2:41.72	3:09.58	3:37.43	
				26.84	27.11	27.41	27.59	27.75	27.86	27.85	
			4:05.19	4:33.12	5:00.88	5:28.78	5:56.62	6:24.56	6:52.51	7:20.31	
				27.76	27.93	27.76	27.90	27.84	27.95	27.80	
			7:48.32	8:16.55	8:44.87	9:13.13	9:41.25	10:09.44	10:37.63	11:05.49	
				28.01	28.23	28.32	28.26	28.19	28.19	27.86	
			11:32.98	12:00.68	12:28.19	12:55.51	13:22.56				
				27.49	27.70	27.51	27.32	27.05	26.18		
7	2	4	FILOGLOU Anna		GRE	2009				13:51.59	35.72
			25.74	52.30	1:19.52	1:47.46	2:14.64	2:42.66	3:10.56	3:38.54	
				26.56	27.22	27.94	27.18	28.02	27.90	27.98	
			4:06.14	4:34.35	5:02.44	5:30.70	5:58.94	6:27.53	6:55.64	7:24.07	
				27.60	28.21	28.09	28.26	28.24	28.59	28.43	
			7:51.12	8:18.89	8:47.20	9:15.54	9:43.12	10:10.61	10:37.84	11:05.10	
				27.05	27.77	28.31	28.34	27.58	27.49	27.23	
			11:32.51	12:00.77	12:29.34	12:57.43	13:24.82				
				27.41	28.26	28.57	28.09	27.39	26.77		

24.06.26 17:47

RANK	HEAT	LANE	SURNAME & NAME	NAT	YEAR	R.T.	TIME	GAP
8	1	1	KALFIDOU Eleni	GRE	2009		13:55.46	39.59
		24.48	50.37	1:17.70	1:45.19	2:12.80	2:40.46	3:08.55
			25.89	27.33	27.49	27.61	27.66	28.09
		4:04.72	4:32.89	5:00.84	5:28.92	5:57.10	6:25.02	6:53.16
		28.14	28.17	27.95	28.08	28.18	27.92	28.14
		7:49.59	8:18.01	8:46.46	9:14.62	9:42.81	10:11.02	10:39.67
		28.40	28.42	28.45	28.16	28.19	28.21	28.65
		11:35.83	12:04.13	12:32.52	13:00.54	13:28.44	27.90	27.02
		28.04	28.30	28.39	28.02	28.02		
9	2	3	NEMETH Nora	HUN	2008		13:59.52	43.65
		25.29	52.46	1:20.51	1:48.48	2:16.30	2:44.55	3:13.29
			27.17	28.05	27.97	27.82	28.25	28.74
		4:10.02	4:38.17	5:05.97	5:34.13	6:02.32	6:30.71	6:59.36
		28.62	28.15	27.80	28.16	28.19	28.39	28.65
		7:56.43	8:24.28	8:52.61	9:21.40	9:49.32	10:17.44	10:45.47
		28.49	27.85	28.33	28.79	27.92	28.12	28.03
		11:42.23	12:10.35	12:38.07	13:06.17	13:33.75	27.58	25.77
		28.40	28.12	27.72	28.10	27.58		
10	1	8	HEMPLER Emily	GER	2007		14:01.71	45.84
		25.20	51.39	1:18.52	1:46.26	2:13.71	2:41.25	3:08.95
			26.19	27.13	27.74	27.45	27.54	27.70
		4:04.84	4:32.86	5:00.91	5:29.34	5:57.51	6:25.88	6:54.16
		28.10	28.02	28.05	28.43	28.17	28.37	28.28
		7:50.76	8:19.37	8:47.89	9:16.68	9:45.26	10:13.82	10:42.28
		28.24	28.61	28.52	28.79	28.58	28.56	28.46
		11:39.46	12:08.18	12:36.87	13:05.53	13:34.06	28.53	27.65
		28.52	28.72	28.69	28.66	28.53		
11	2	6	FABIKOVA Zuzana	CZE	2007	0.83	14:20.22	1:04.35
		24.83	51.44	1:18.64	1:46.54	2:14.62	2:42.81	3:10.94
			26.61	27.20	27.90	28.08	28.19	28.13
		4:07.96	4:36.66	5:05.42	5:34.37	6:03.41	6:32.56	7:01.64
		28.60	28.70	28.76	28.95	29.04	29.15	29.08
		8:00.41	8:29.61	8:59.27	9:29.12	9:58.29	10:27.26	10:56.38
		29.60	29.20	29.66	29.85	29.17	28.97	29.12
		11:55.18	12:24.79	12:53.77	13:23.11	13:52.04	28.18	28.18
		29.56	29.61	28.98	29.34	28.93		
12	1	2	LEE Jimin	KOR	2008	0.95	14:25.55	1:09.68
		25.06	51.12	1:18.13	1:45.45	2:13.23	2:41.06	3:08.98
			26.06	27.01	27.32	27.78	27.83	27.92
		4:05.66	4:34.14	5:02.53	5:31.46	6:00.25	6:29.17	6:58.00
		28.31	28.48	28.39	28.93	28.79	28.92	28.83
		7:56.96	8:26.46	8:56.00	9:25.70	9:55.60	10:25.70	10:55.73
		29.59	29.50	29.54	29.70	29.90	30.10	30.03
		11:56.22	12:26.88	12:57.30	13:27.43	13:56.90	28.65	28.65
		30.42	30.66	30.42	30.13	29.47		
13	2	7	MAK Ho Yan	HKG	2003	0.90	14:55.37	1:39.50
		26.37	54.21	1:22.70	1:52.46	2:21.82	2:52.15	3:22.10
			27.84	28.49	29.76	29.36	30.33	29.95
		4:21.40	4:51.61	5:21.59	5:51.91	6:21.73	6:52.08	7:22.08
		29.56	30.21	29.98	30.32	29.82	30.35	30.00
		8:22.95	8:53.32	9:23.31	9:53.60	10:24.13	10:54.55	11:24.86
		30.21	30.37	29.99	30.29	30.53	30.42	30.31
		12:25.26	12:54.96	13:27.20	13:57.80	14:27.20	28.40	28.17
		29.98	29.70	32.24	30.60	29.40		
14	2	2	WOJNAR Julia	AUT	2008	0.98	15:02.73	1:46.86
		25.81	54.47	1:24.42	1:54.29	2:24.38	2:54.46	3:24.71
			28.66	29.95	29.87	30.09	30.08	30.25
		4:25.43	4:55.65	5:26.03	5:56.18	6:26.61	6:56.72	7:26.99
		30.38	30.22	30.38	30.15	30.43	30.11	30.27
		8:27.81	8:58.33	9:29.08	9:59.15	10:29.75	11:00.04	11:30.75
		30.68	30.52	30.75	30.07	30.60	30.29	30.71
		12:32.01	13:02.53	13:32.96	14:03.13	14:33.48	29.25	29.25
		30.86	30.52	30.43	30.17	30.35		
15	2	8	BINTI BONYAMIN Hani Farh	MAS	2010	0.94	16:42.90	3:27.03
		26.89	57.18	1:28.91	2:01.64	2:34.63	3:08.37	3:42.13
			30.29	31.73	32.73	32.99	33.74	33.76
		4:50.39	5:25.02	5:59.55	6:33.93	7:07.99	7:42.40	8:16.68
		34.05	34.63	34.53	34.38	34.06	34.41	34.28
		9:25.25	9:59.82	10:34.14	11:08.36	11:42.56	12:16.64	12:50.77
		33.97	34.57	34.32	34.22	34.20	34.08	34.13
		13:59.16	14:33.20	15:06.64	15:40.95	16:12.97	29.93	29.93
		33.72	34.04	33.44	34.31	32.02		
16	2	1	DELA TORRE Allaysa Kate	PHI	2007	0.89	16:50.74	3:34.87
		25.19	54.44	1:25.90	1:58.48	2:31.98	3:05.37	3:39.39
			29.25	31.46	32.58	33.50	33.39	34.02
		4:47.62	5:21.64	5:56.33	6:30.68	7:05.51	7:39.78	8:14.68
		34.31	34.02	34.69	34.35	34.83	34.27	34.90
		9:24.22	9:58.61	10:33.69	11:08.35	11:43.46	12:18.05	12:53.21
		35.33	34.39	35.08	34.66	35.11	34.59	35.16
		14:02.69	14:37.40	15:12.11	15:46.37	16:19.00	31.74	31.74
		34.88	34.71	34.71	34.26	32.63		

Issued: 24 JUN 2026 at 17:41

24.06.26 17:47 



2026 CMAS World Championship Finswimming Indoor



Results

RANK	HEAT	LANE	SURNAME & NAME		NAT	YEAR		R.T.	TIME	GAP
			50m	100m	150m	200m	250m	300m	350m	400m
			450m	500m	550m	600m	650m	700m	750m	800m
			850m	900m	950m	1000m	1050m	1100m	1150m	1200m
			1250m	1300m	1350m	1400m	1450m			

Event 103
24 JUN 2026 - 17:17

Women's 1500 m SF Heats


WR	13:01.48 LIU Jiao		1987	CHN	Hodmezovasarhely (HUN)		03 AUG 2011			
WJR	13:23.86 LEONARDI Anna		2008	ITA	Olsztyn (POL)		17 JUL 2025			
1	1	4	MISHUSTINA Anna		CM1	2006	0.92	13:15.87	Gold	
			22.75	47.11	1:12.43	1:38.44	2:04.73	2:31.13	2:57.92	3:24.77
				24.36	25.32	26.01	26.29	26.40	26.79	26.85
			3:51.79	4:18.98	4:46.07	5:12.94	5:39.83	6:06.81	6:33.72	7:00.66
			27.02	27.19	27.09	26.87	26.89	26.98	26.91	26.94
			7:27.60	7:54.28	8:21.45	8:48.44	9:15.35	9:42.19	10:09.18	10:36.33
			26.94	26.68	27.17	26.99	26.91	26.84	26.99	27.15
			11:03.38	11:30.22	11:57.37	12:23.96	12:50.22			
			27.05	26.84	27.15	26.59	26.26	25.65		
2	1	5	LEONARDI Anna		ITA	2008	0.89	13:31.57	15.70	Silver
			24.07	49.59	1:14.90	1:40.80	2:07.33	2:34.51	3:01.67	3:28.97
				25.52	25.31	25.90	26.53	27.18	27.16	27.30
			3:56.38	4:23.79	4:51.51	5:18.90	5:46.63	6:14.04	6:41.90	7:09.40
			27.41	27.41	27.72	27.39	27.73	27.41	27.86	27.50
			7:37.34	8:04.77	8:32.38	9:00.05	9:27.62	9:55.19	10:22.52	10:50.20
			27.94	27.43	27.61	27.67	27.57	27.57	27.33	27.68
			11:17.43	11:44.50	12:11.68	12:39.34	13:05.45			
			27.23	27.07	27.18	27.66	26.11	26.12		
3	1	6	BELJAEVA Karina		CM1	2002	0.91	13:39.30	23.43	Bronze
			24.02	50.77	1:18.45	1:46.57	2:14.60	2:42.90	3:10.69	3:38.26
				26.75	27.68	28.12	28.03	28.30	27.79	27.57
			4:05.92	4:33.67	5:01.08	5:28.69	5:56.58	6:24.26	6:52.00	7:19.58
			27.66	27.75	27.41	27.61	27.89	27.68	27.74	27.58
			7:47.25	8:14.84	8:42.24	9:09.65	9:36.78	10:04.30	10:31.45	10:58.61
			27.67	27.59	27.40	27.41	27.13	27.52	27.15	27.16
			11:25.53	11:52.53	12:19.62	12:46.81	13:13.65			
			26.92	27.00	27.09	27.19	26.84	25.65		
4	1	7	ZHANG Shiyi		CHN	2006	0.98	13:45.95	30.08	
			23.85	49.99	1:16.71	1:44.09	2:11.27	2:39.11	3:06.66	3:34.48
				26.14	26.72	27.38	27.18	27.84	27.55	27.52
			4:02.07	4:30.03	4:57.82	5:25.98	5:53.56	6:21.39	6:49.04	7:16.93
			27.59	27.96	27.79	28.16	27.58	27.83	27.65	27.89
			7:44.50	8:12.37	8:39.96	9:07.73	9:35.64	10:03.71	10:31.65	10:59.25
			27.57	27.87	27.59	27.77	27.91	28.07	27.94	27.60
			11:27.50	11:55.72	12:23.75	12:51.79	13:19.48			
			28.25	28.22	28.03	28.04	27.69	26.47		
5	1	3	MAGDY HAGRASS Nada		EGY	2005				
			24.77	51.00	1:18.11	1:45.58	2:13.29	2:40.89	3:08.92	3:36.81
				26.23	27.11	27.47	27.71	27.60	28.03	27.89
			4:04.84	4:33.13	5:01.44	5:29.62	5:57.82	6:25.78	6:53.82	7:21.71
			28.03	28.29	28.31	28.18	28.20	27.96	28.04	27.89
			7:49.36	8:17.05	8:45.06	9:12.77	9:40.23	10:07.77	10:35.38	11:02.94
			27.65	27.69	28.01	27.71	27.46	27.54	27.61	27.56
			11:30.42	11:58.10	12:25.74	12:53.24	13:21.11			
			27.48	27.68	27.64	27.50	27.87	26.85		
6	2	5	HWANG Yunhyeong		KOR	2005				
			25.02	51.86	1:18.97	1:46.38	2:13.97	2:41.72	3:09.58	3:37.43
				26.84	27.11	27.41	27.59	27.75	27.86	27.85
			4:05.19	4:33.12	5:00.88	5:28.78	5:56.62	6:24.56	6:52.51	7:20.31
			27.76	27.93	27.76	27.90	27.84	27.94	27.95	27.80
			7:48.32	8:16.55	8:44.87	9:13.13	9:41.25	10:09.44	10:37.63	11:05.49
			28.01	28.23	28.32	28.26	28.12	28.19	28.19	27.86
			11:32.98	12:00.68	12:28.19	12:55.51	13:22.56			
			27.49	27.70	27.51	27.32	27.05	26.18		
7	2	4	FILOGLOU Anna		GRE	2009				
			25.74	52.30	1:19.52	1:47.46	2:14.64	2:42.66	3:10.56	3:38.54
				26.56	27.22	27.94	27.18	28.02	27.90	27.98
			4:06.14	4:34.35	5:02.44	5:30.70	5:58.94	6:27.53	6:55.64	7:24.07
			27.60	28.21	28.09	28.26	28.24	28.59	28.11	28.43
			7:51.12	8:18.89	8:47.20	9:15.54	9:43.12	10:10.61	10:37.84	11:05.10
			27.05	27.77	28.31	28.34	27.58	27.49	27.23	27.26
			11:32.51	12:00.77	12:29.34	12:57.43	13:24.82			
			27.41	28.26	28.57	28.09	27.39	26.77		

24.06.26 17:47 [Signature]



RANK	HEAT	LANE	SURNAME & NAME	NAT	YEAR	R.T.	TIME	GAP
8	1	1	KALFIDOU Eleni	GRE	2009		13:55.46	39.59
			24.48	50.37	1:17.70	1:45.19	2:12.80	2:40.46
				25.89	27.33	27.49	27.61	27.66
			4:04.72	4:32.89	5:00.84	5:28.92	5:57.10	6:25.02
			28.14	28.17	27.95	28.08	28.18	27.92
			7:49.59	8:18.01	8:46.46	9:14.62	9:42.81	10:11.02
			28.40	28.42	28.45	28.16	28.19	28.21
			11:35.83	12:04.13	12:32.52	13:00.54	13:28.44	13:56.65
			28.04	28.30	28.39	28.02	27.90	27.02
9	2	3	NEMETH Nora	HUN	2008		13:59.52	43.65
			25.29	52.46	1:20.51	1:48.48	2:16.30	2:44.55
				27.17	28.05	27.97	27.82	28.25
			4:10.02	4:38.17	5:05.97	5:34.13	6:02.32	6:30.71
			28.62	28.15	27.80	28.16	28.39	28.39
			7:56.43	8:24.28	8:52.61	9:21.40	9:49.32	10:17.44
			28.49	27.85	28.33	28.79	27.92	28.12
			11:42.23	12:10.35	12:38.07	13:06.17	13:33.75	14:01.44
			28.40	28.12	27.72	28.10	27.58	25.77
10	1	8	HEMPLER Emily	GER	2007		14:01.71	45.84
			25.20	51.39	1:18.52	1:46.26	2:13.71	2:41.25
				26.19	27.13	27.74	27.45	27.54
			4:04.84	4:32.86	5:00.91	5:29.34	5:57.51	6:25.88
			28.10	28.02	28.05	28.43	28.17	28.37
			7:50.76	8:19.37	8:47.89	9:16.68	9:45.26	10:13.82
			28.24	28.61	28.52	28.79	28.58	28.56
			11:39.46	12:08.18	12:36.87	13:05.53	13:34.06	14:02.28
			28.52	28.72	28.69	28.66	28.53	27.65
11	2	6	FABIKOVA Zuzana	CZE	2007	0.83	14:20.22	1:04.35
			24.83	51.44	1:18.64	1:46.54	2:14.62	2:42.81
				26.61	27.20	27.90	28.08	28.19
			4:07.96	4:36.66	5:05.42	5:34.37	6:03.41	6:32.56
			28.60	28.70	28.76	28.95	29.04	29.15
			8:00.41	8:29.61	8:59.27	9:29.12	9:58.29	10:27.26
			29.60	29.20	29.66	29.85	29.17	28.97
			11:55.18	12:24.79	12:53.77	13:23.11	13:52.04	14:20.22
			29.56	29.61	28.98	29.34	28.93	28.18
12	1	2	LEE Jimin	KOR	2008	0.95	14:25.55	1:09.68
			25.06	51.12	1:18.13	1:45.45	2:13.23	2:41.06
				26.06	27.01	27.32	27.78	27.83
			4:05.66	4:34.14	5:02.53	5:31.46	6:00.25	6:29.17
			28.31	28.48	28.39	28.93	28.79	28.92
			7:56.96	8:26.46	8:56.00	9:25.70	9:55.60	10:25.70
			29.59	29.50	29.54	29.70	29.90	30.10
			11:56.22	12:26.88	12:57.30	13:27.43	13:56.90	14:25.55
			30.42	30.66	30.42	30.13	29.47	28.65
13	2	7	MAK Ho Yan	HKG	2003	0.90	14:55.37	1:39.50
			26.37	54.21	1:22.70	1:52.46	2:21.82	2:52.15
				27.84	28.49	29.76	29.36	30.33
			4:21.40	4:51.61	5:21.59	5:51.91	6:21.73	6:52.08
			29.56	30.21	29.98	30.32	29.82	30.35
			8:22.95	8:53.32	9:23.31	9:53.60	10:24.13	10:54.55
			30.21	30.37	29.99	30.29	30.53	30.42
			12:25.26	12:54.96	13:27.20	13:57.60	14:27.20	14:55.37
			29.98	29.70	32.24	30.60	29.40	28.17
14	2	2	WOJNAR Julia	AUT	2008	0.98	15:02.73	1:46.86
			25.81	54.47	1:24.42	1:54.29	2:24.38	2:54.46
				28.66	29.95	29.87	30.09	30.08
			4:25.43	4:55.65	5:26.03	5:56.18	6:26.61	6:56.72
			30.38	30.22	30.38	30.15	30.43	30.11
			8:27.81	8:58.33	9:29.08	9:59.15	10:29.75	11:00.04
			30.68	30.52	30.75	30.07	30.60	30.29
			12:32.01	13:02.53	13:32.96	14:03.13	14:33.48	15:02.73
			30.86	30.52	30.43	30.17	30.35	29.25
15	2	8	BINTI BONYAMIN Hani Farh	MAS	2010	0.94	16:42.90	3:27.03
			26.89	57.18	1:28.91	2:01.64	2:34.63	3:08.37
				30.29	31.73	32.73	32.99	33.74
			4:50.39	5:25.02	5:59.55	6:33.93	7:07.99	7:42.40
			34.05	34.63	34.53	34.38	34.06	34.41
			9:25.25	9:59.82	10:34.14	11:08.36	11:42.56	12:16.64
			33.97	34.57	34.32	34.22	34.20	34.08
			13:59.16	14:33.20	15:06.64	15:40.95	16:12.97	16:42.90
			33.72	34.04	33.44	34.31	32.02	29.93
16	2	1	DELA TORRE Allaysa Kate	PHI	2007	0.89	16:50.74	3:34.87
			25.19	54.44	1:25.90	1:58.48	2:31.98	3:05.37
				29.25	31.46	32.58	33.50	33.39
			4:47.62	5:21.64	5:56.33	6:30.68	7:05.51	7:39.78
			34.31	34.02	34.69	34.35	34.83	34.27
			9:24.22	9:58.61	10:33.69	11:08.35	11:43.46	12:18.05
			35.33	34.39	35.08	34.66	35.11	34.59
			14:02.69	14:37.40	15:12.11	15:46.37	16:19.00	16:50.74
			34.88	34.71	34.71	34.26	32.63	31.74

Issued: 24 JUN 2026 at 17:41

24.06.26 17 47 



2026 CMAS World Championship Finswimming Indoor



Results

RANK	HEAT	LANE	SURNAME & NAME			NAT	YEAR	R.T.	TIME	GAP
			50m	100m	150m					
			450m	500m	550m	600m	650m	700m	750m	800m
			850m	900m	950m	1000m	1050m	1100m	1150m	1200m
			1250m	1300m	1350m	1400m	1450m			

Event 104

24 JUN 2026 - 17:40

Men's 1500 m SF Heats

WR	12:09.74	BUKOR Adam	1999	HUN	Wroclaw (POL)	05 JUL 2017			
WJR	12:22.74	BUKOR Adam	1997	SVK	Annemasse (FRA)	07 JUL 2016			
1	1	4	LEE Seong	KOR	2004	0.84	12:16.07	Gold	ASR
	22.43	46.14	1:10.22	1:34.38	1:58.74	2:23.48	2:48.46	3:13.41	
		23.71	24.08	24.16	24.36	24.74	24.98	24.95	
	3:38.15	4:02.95	4:27.61	4:52.64	5:17.43	5:42.31	6:06.99	6:31.79	
	24.74	24.80	24.66	25.03	24.79	24.88	24.68	24.80	
	6:56.36	7:20.94	7:45.64	8:10.65	8:35.33	9:00.22	9:25.06	9:50.11	
	24.57	24.58	24.70	25.01	24.68	24.89	24.84	25.05	
	10:15.12	10:40.21	11:05.38	11:30.16	11:53.77	12:20.30			
	25.01	25.09	25.17	24.78	23.61				
2	1	2	KOVACS Megyer	HUN	2007	0.78	12:20.13	4.06	Silver
	22.66	46.46	1:10.99	1:35.50	2:00.19	2:25.47	2:50.96	3:16.38	
		23.80	24.53	24.51	24.69	25.28	25.49	25.42	
	3:41.61	4:07.02	4:32.31	4:57.82	5:23.11	5:48.36	6:13.58	6:38.05	
	25.23	25.41	25.29	25.51	25.29	25.25	25.22	24.47	
	7:02.87	7:27.46	7:52.02	8:16.66	8:41.36	9:06.02	9:30.49	9:55.00	
	24.82	24.59	24.56	24.64	24.70	24.66	24.47	24.51	
	10:19.48	10:43.98	11:08.58	11:33.18	11:57.03	12:22.67			
	24.48	24.50	24.60	24.60	23.85	23.10			
3	1	7	AKENTEV David	CM1	2008	0.96	12:22.56	6.49	Bronze
	22.94	47.63	1:12.58	1:37.51	2:02.04	2:26.91	2:52.04	3:17.40	
		24.69	24.95	24.93	24.53	24.87	25.13	25.36	
	3:42.52	4:07.93	4:32.76	4:57.82	5:23.37	5:48.87	6:14.29	6:39.45	
	25.12	25.41	24.83	25.06	25.55	25.50	25.42	25.16	
	7:04.90	7:29.95	7:55.20	8:20.50	8:45.09	9:10.17	9:34.85	9:59.48	
	25.45	25.05	25.25	25.30	24.59	25.08	24.68	24.63	
	10:23.94	10:48.52	11:12.65	11:36.67	11:59.89	12:22.67			
	24.46	24.58	24.13	24.02	23.22	22.67			
4	1	3	EHAB HELMY Mohab	EGY	2007	0.89	12:33.51	17.44	AFR
	21.29	45.17	1:08.94	1:33.47	1:58.14	2:23.49	2:48.82	3:14.33	
		23.88	23.77	24.53	24.67	25.35	25.33	25.51	
	3:39.55	4:05.04	4:30.52	4:55.98	5:21.08	5:46.72	6:12.56	6:38.45	
	25.22	25.49	25.48	25.46	25.10	25.64	25.84	25.89	
	7:03.71	7:29.38	7:55.29	8:21.12	8:47.53	9:13.35	9:39.30	10:05.54	
	25.26	25.67	25.91	25.83	26.41	25.82	25.95	26.24	
	10:31.22	10:57.47	11:22.70	11:47.52	12:11.40	12:33.51			
	25.68	26.25	25.23	24.82	23.88	22.11			
5	2	4	DRAZBA Filip	POL	2002	0.96	12:36.81	20.74	
	23.44	48.16	1:13.39	1:39.24	2:05.24	2:31.48	2:56.70	3:22.47	
		24.72	25.23	25.85	26.00	26.24	25.22	25.77	
	3:48.09	4:13.86	4:39.53	5:04.89	5:30.80	5:56.41	6:22.16	6:47.69	
	25.62	25.77	25.67	25.36	25.91	25.61	25.75	25.53	
	7:12.93	7:38.35	8:03.61	8:28.81	8:54.04	9:19.48	9:44.64	10:09.41	
	25.24	25.42	25.26	25.20	25.23	25.44	25.16	24.77	
	10:33.89	10:59.24	11:24.60	11:49.74	12:13.68	12:36.81			
	24.48	25.35	25.36	25.14	23.94	23.13			
6	1	1	PAN Zhenhao	CHN	2007	0.97	12:37.00	20.93	
	22.16	46.22	1:11.21	1:36.15	2:01.38	2:26.20	2:51.34	3:16.65	
		24.06	24.99	24.94	25.23	24.82	25.14	25.31	
	3:42.03	4:07.19	4:32.70	4:58.22	5:23.77	5:49.14	6:14.38	6:39.69	
	25.38	25.16	25.51	25.52	25.55	25.37	25.24	25.31	
	7:04.90	7:29.68	7:55.16	8:20.29	8:46.26	9:11.79	9:38.14	10:03.88	
	25.21	24.78	25.48	25.13	25.97	25.53	26.35	25.74	
	10:30.73	10:57.22	11:24.49	11:51.02	12:15.09	12:37.00			
	26.85	26.49	27.27	26.53	24.07	21.91			
7	1	6	LUU NGUYEN DUC Tam	VIE	1997	0.90	12:38.98	22.91	
	23.20	47.75	1:12.52	1:37.06	2:01.89	2:26.80	2:52.10	3:17.22	
		24.55	24.77	24.54	24.83	24.91	25.30	25.12	
	3:42.31	4:07.52	4:32.71	4:58.09	5:23.55	5:49.02	6:14.50	6:39.90	
	25.09	25.21	25.19	25.38	25.46	25.47	25.48	25.40	
	7:05.39	7:30.84	7:56.11	8:21.44	8:46.65	9:12.12	9:37.98	10:04.19	
	25.49	25.45	25.27	25.33	25.21	25.47	25.86	26.21	
	10:30.40	10:56.94	11:23.68	11:50.28	12:15.73	12:38.98			
	26.21	26.54	26.74	26.60	25.45	23.25			

24.06.26 18 35

RANK	HEAT	LANE	SURNAME & NAME	NAT	YEAR	R.T.	TIME	GAP		
8	2	3	GAIDA Duncan	GER	2001	0.99	12:40.26	24.19		
			22.92	47.65	1:12.11	1:37.26	2:02.55	2:28.03	2:53.51	3:19.97
			24.73	24.46	24.46	25.15	25.29	25.48	25.48	25.86
			3:45.05	4:10.88	4:36.64	5:02.50	5:28.23	5:54.05	6:19.80	6:45.62
			25.68	25.83	25.76	25.86	25.73	25.82	25.75	25.82
			7:11.15	7:36.95	8:02.39	8:28.12	8:53.84	9:19.42	9:45.28	10:10.61
			25.53	25.80	25.44	25.73	25.62	25.78	25.86	25.33
			10:35.78	11:01.53	11:26.88	11:52.64	12:17.50	12:46.66	13:12.76	
			25.17	25.75	25.35	25.76	24.86	22.76		
9	1	8	KIM Eunsoo	KOR	2004	0.91	12:44.63	28.56		
			21.52	45.29	1:09.40	1:34.00	1:58.84	2:24.18	2:49.53	3:14.96
			23.77	24.11	24.11	24.60	24.84	25.34	25.35	25.43
			3:40.43	4:06.27	4:31.95	4:57.78	5:23.74	5:49.69	6:15.53	6:41.55
			25.47	25.84	25.68	25.83	25.96	25.95	25.84	26.02
			7:07.40	7:33.18	7:58.89	8:24.92	8:50.91	9:17.05	9:42.94	10:09.05
			25.85	25.78	25.71	26.03	25.99	26.14	25.89	26.11
			10:35.17	11:01.71	11:28.04	11:54.05	12:20.05	12:45.88	13:11.77	
			26.12	26.54	26.33	26.01	26.00	24.58		
10	1	5	ZAKHAROV Oleksii	UKR	2001	0.87	12:56.84	40.77		
			22.17	46.65	1:11.28	1:36.13	2:00.76	2:25.47	2:50.65	3:16.03
			24.48	24.63	24.63	24.85	24.63	24.71	25.18	25.38
			3:41.32	4:06.86	4:32.56	4:58.67	5:24.80	5:51.13	6:18.18	6:44.58
			25.29	25.54	25.70	26.11	26.13	26.33	27.05	26.40
			7:11.11	7:37.51	8:04.00	8:30.76	8:58.03	9:24.68	9:51.43	10:17.79
			26.53	26.40	26.49	26.76	27.27	26.65	26.75	26.36
			10:44.56	11:11.36	11:38.59	12:04.63	12:30.85	12:56.84		
			26.77	26.80	27.23	26.04	26.22	25.99		
11	2	8	KUZMENKO Oleksandr	UKR	2005			45.56		
			23.27	48.39	1:13.70	1:39.28	2:04.77	2:30.46	2:56.32	3:22.39
			25.12	25.31	25.31	25.58	25.49	25.69	25.86	26.07
			3:48.34	4:14.49	4:40.65	5:07.02	5:33.53	5:59.84	6:26.56	6:53.00
			25.95	26.15	26.16	26.37	26.51	26.31	26.72	26.44
			7:19.06	7:45.49	8:12.00	8:38.67	9:05.45	9:32.10	9:58.48	10:25.01
			26.06	26.43	26.51	26.67	26.78	26.65	26.38	26.53
			10:51.31	11:17.77	11:44.82	12:11.18	12:36.76	13:03.42		
			26.30	26.46	27.05	26.36	25.58	24.87		
12	2	1	ROJAS GARCIA Mario	ESP	2007	0.97	13:02.60	46.53		
			23.38	48.72	1:14.37	1:40.26	2:06.58	2:33.40	3:00.29	3:26.72
			25.34	25.65	25.65	25.89	26.32	26.82	26.89	26.43
			3:53.05	4:19.40	4:45.99	5:12.64	5:39.25	6:05.93	6:32.58	6:59.10
			26.33	26.35	26.59	26.65	26.61	26.68	26.65	26.52
			7:25.58	7:52.06	8:18.66	8:45.13	9:11.43	9:37.81	10:03.53	10:29.83
			26.48	26.48	26.60	26.47	26.30	26.38	25.72	26.30
			10:56.16	11:22.51	11:49.14	12:15.19	12:39.91	13:05.61		
			26.33	26.35	26.63	26.05	24.72	22.69		
13	2	5	TARASOV Vladimir	CMR	2009	0.89	13:03.42	47.35		
			23.03	47.83	1:13.09	1:38.85	2:05.08	2:31.19	2:56.91	3:22.92
			24.80	25.26	25.26	25.76	26.23	26.11	25.72	26.01
			3:49.30	4:15.56	4:42.01	5:08.24	5:35.02	6:01.59	6:28.25	6:55.09
			26.38	26.26	26.45	26.23	26.78	26.57	26.66	26.84
			7:22.00	7:48.96	8:16.12	8:42.78	9:09.80	9:36.91	10:03.85	10:30.89
			26.91	26.96	27.16	26.66	27.02	27.11	26.94	27.04
			10:57.84	11:24.70	11:51.08	12:17.79	12:41.61	13:05.41		
			26.95	26.86	26.38	26.71	23.82	21.81		
14	2	6	CHEN Po-Han	TPE	2001	0.93	13:03.54	47.47		
			22.78	47.87	1:13.34	1:39.23	2:05.09	2:31.00	2:57.20	3:23.43
			25.09	25.47	25.47	25.89	25.86	25.91	26.20	26.23
			3:49.83	4:16.25	4:42.77	5:09.20	5:35.89	6:02.56	6:29.21	6:55.66
			26.40	26.42	26.52	26.43	26.69	26.67	26.65	26.45
			7:22.24	7:49.17	8:15.89	8:42.83	9:10.02	9:36.90	10:03.97	10:30.84
			26.58	26.93	26.72	26.94	27.19	26.88	27.07	26.87
			10:57.93	11:24.76	11:51.55	12:18.26	12:41.82	13:05.61		
			27.09	26.83	26.79	26.71	23.56	21.72		
15	2	7	SUKUR Ege	TUR	2007	0.86	13:04.41	48.34		
			22.73	47.40	1:12.83	1:38.47	2:04.27	2:30.23	2:56.51	3:22.77
			24.67	25.43	25.43	25.64	25.80	25.96	26.28	26.26
			3:49.11	4:15.78	4:42.49	5:09.37	5:36.20	6:02.97	6:29.62	6:56.15
			26.34	26.67	26.71	26.88	26.83	26.77	26.65	26.53
			7:22.76	7:49.64	8:16.38	8:43.42	9:10.29	9:37.26	10:04.20	10:31.20
			26.61	26.88	26.74	27.04	26.87	26.97	26.94	27.00
			10:58.32	11:25.04	11:51.74	12:18.61	12:43.04	13:06.84		
			27.12	26.72	26.70	26.87	24.43	21.37		
16	2	2	DANG PHU Quoc	VIE	2006	0.98	13:19.94	1:03.87		
			23.65	49.39	1:16.13	1:41.49	2:08.37	2:35.17	3:02.12	3:28.78
			25.74	26.74	26.74	25.36	26.88	26.80	26.95	26.66
			3:55.25	4:22.25	4:49.15	5:16.01	5:43.15	6:10.13	6:36.86	7:04.04
			26.47	27.00	26.90	26.86	27.14	26.98	26.73	27.18
			7:30.74	7:57.69	8:25.20	8:52.15	9:18.96	9:46.09	10:12.98	10:39.99
			26.70	26.95	27.51	26.95	26.81	27.13	26.89	27.01
			11:06.73	11:33.96	12:01.33	12:28.37	12:54.38	13:20.38		
			26.74	27.23	27.37	27.04	26.01	25.56		
17	3	4	BADILLO ENRIQUEZ Salvado	MEX	1990			1:35.84		
			26.63	54.41	1:22.05	1:50.63	2:19.60	2:48.05	3:15.22	3:42.49
			27.78	27.64	27.64	28.58	28.97	28.85	27.17	27.27
			4:10.66	4:38.95	5:07.22	5:34.56	6:02.35	6:30.07	6:57.58	7:25.77
			28.17	28.29	28.27	27.34	27.79	27.72	27.51	28.19
			7:53.78	8:21.11	8:48.47	9:16.59	9:44.18	10:12.29	10:39.81	11:08.47
			28.01	27.33	27.36	28.12	27.59	28.11	27.52	28.66
			11:37.81	12:06.36	12:34.08	13:02.09	13:27.25	14:03.50		
			29.34	28.55	27.72	28.01	25.16	24.66		

24.06.26 18:35 R

RANK	HEAT	LANE	SURNAME & NAME	NAT	YEAR	R.T.	TIME	GAP
18	3	5	TREJO CARRANZA Josue R.	MEX	2007	0.92	14:57.73	2:41.66
			28.17	57.87	1:27.69	1:57.46	2:27.31	2:57.11
			29.70	29.82	29.77	29.85	29.80	3:26.94
			4:25.66	4:55.33	5:24.61	5:54.76	6:25.00	6:55.15
			29.39	29.67	29.28	30.15	30.24	7:25.41
			8:25.04	8:55.57	9:26.15	9:56.63	10:27.13	10:56.92
			29.69	30.53	30.58	30.48	30.50	11:27.45
			12:28.45	12:59.84	13:30.41	14:00.43	14:29.87	14:59.79
			30.82	31.39	30.57	30.02	29.44	27.86
19	3	3	BIN AZMY Muhammad Imann	MAS	2011		15:38.79	3:22.72
			24.68	51.85	1:20.31	1:50.06	2:19.63	2:49.50
				27.17	28.46	29.75	29.57	3:19.30
			4:18.57	4:48.11	5:17.77	5:48.19	6:17.79	6:47.66
			29.96	29.54	29.66	30.42	29.60	7:17.56
			8:17.48	8:47.40	9:16.19	9:45.96	10:15.81	10:45.34
			30.00	29.92	28.79	29.77	29.85	11:15.02
			12:13.48	12:43.49	13:12.63	13:42.77	14:12.33	14:42.09
			29.39	30.01	29.14	30.14	29.56	29.53
							1:26.46	29.68
20	3	6	TOH Ethan	MAS	2009	0.92	15:59.36	3:43.29
			25.27	53.42	1:22.83	1:53.69	2:25.09	2:56.80
				28.15	29.41	30.86	31.40	3:28.41
			4:33.82	5:07.25	5:39.64	6:12.38	6:45.17	7:17.97
			32.69	33.43	32.39	32.74	32.79	7:51.39
			8:57.86	9:30.81	10:04.69	10:37.67	11:10.60	11:43.50
			32.91	32.95	33.88	32.98	32.93	12:16.80
			13:23.25	13:57.45	14:30.48	15:02.26	15:31.99	16:04.08
			33.17	34.20	33.03	31.78	29.73	33.30
							27.37	33.28

Issued: 24 JUN 2026 at 18:05

24.06.26

18 35



2026 CMAS World Championship Finswimming Indoor



Results

RANK	HEAT	LANE	SURNAME & NAME		NAT	YEAR					R.T.	TIME	GAP
			50m	100m		150m	200m	250m	300m	350m			
			450m	500m	550m	600m	650m	700m	750m	800m			
			850m	900m	950m	1000m	1050m	1100m	1150m	1200m			
			1250m	1300m	1350m	1400m	1450m						


Event 104
24 JUN 2026 - 17:40

Men's 1500 m SF Heats

WR	12:09.74 BUKOR Adam		1999 HUN		Wroclaw (POL)		05 JUL 2017			
WJR	12:22.74 BUKOR Adam		1997 SVK		Annemasse (FRA)		07 JUL 2016			
1	1	4	LEE Seong	KOR	2004	0.84	12:16.07	Gold	ASR	
			22.43	46.14	1:10.22	1:34.38	1:58.74	2:23.48	2:48.46	3:13.41
				23.71	24.08	24.16	24.36	24.74	24.98	24.95
			3:38.15	4:02.95	4:27.61	4:52.64	5:17.43	5:42.31	6:06.99	6:31.79
			24.74	24.80	24.66	25.03	24.79	24.88	24.68	24.80
			6:56.36	7:20.94	7:45.64	8:10.65	8:35.33	9:00.22	9:25.06	9:50.11
			24.57	24.58	24.70	25.01	24.68	24.89	24.84	25.05
			10:15.12	10:40.21	11:05.38	11:30.16	11:53.77	12:20.11		
			25.01	25.09	25.17	24.78	23.61	22.30		
2	1	2	KOVACS Megyer	HUN	2007	0.78	12:20.13	4.06	Silver	
			22.66	46.46	1:10.99	1:35.50	2:00.19	2:25.47	2:50.96	3:16.38
				23.80	24.53	24.51	24.69	25.28	25.49	25.42
			3:41.61	4:07.02	4:32.31	4:57.82	5:23.11	5:48.36	6:13.58	6:38.05
			25.23	25.41	25.29	25.51	25.29	25.25	25.22	24.47
			7:02.87	7:27.46	7:52.02	8:16.66	8:41.36	9:06.02	9:30.49	9:55.00
			24.82	24.59	24.56	24.64	24.70	24.66	24.47	24.51
			10:19.48	10:43.98	11:08.58	11:33.18	11:57.03	12:20.13		
			24.48	24.50	24.60	24.60	23.85	23.10		
3	1	7	AKENTEV David	CMR	2008	0.96	12:22.56	6.49	Bronze	
			22.94	47.63	1:12.58	1:37.51	2:02.04	2:26.91	2:52.04	3:17.40
				24.69	24.95	24.93	24.53	24.87	25.13	25.36
			3:42.52	4:07.93	4:32.76	4:57.82	5:23.37	5:48.87	6:14.29	6:39.45
			25.12	25.41	24.83	25.06	25.55	25.50	25.42	25.16
			7:04.90	7:29.95	7:55.20	8:20.50	8:45.09	9:10.17	9:34.85	9:59.48
			25.45	25.05	25.25	25.30	24.59	25.08	24.68	24.63
			10:23.94	10:48.52	11:12.65	11:36.67	11:59.89	12:22.56		
			24.46	24.58	24.73	24.02	23.22	22.67		
4	1	3	EHAB HELMY Mohab	EGY	2007	0.89	12:33.51	17.44	AFR	
			21.29	45.17	1:08.94	1:33.47	1:58.14	2:23.49	2:48.82	3:14.33
				23.88	23.77	24.53	24.67	25.35	25.33	25.31
			3:39.55	4:05.04	4:30.52	4:55.98	5:21.08	5:46.72	6:12.56	6:38.45
			25.22	25.49	25.48	25.46	25.10	25.64	25.84	25.89
			7:03.71	7:29.38	7:55.29	8:21.12	8:47.53	9:13.35	9:39.30	10:05.54
			25.26	25.67	25.91	25.83	26.41	25.82	25.95	26.24
			10:31.22	10:57.47	11:22.70	11:47.52	12:11.40	12:33.51		
			25.68	26.25	25.23	24.82	23.88	22.11		
5	2	4	DRAZBA Filip	POL	2002	0.96	12:36.81	20.74		
			23.44	48.16	1:13.39	1:39.24	2:05.24	2:31.48	2:56.70	3:22.47
				24.72	25.23	25.85	26.00	26.24	25.22	25.77
			3:48.09	4:13.86	4:39.53	5:04.89	5:30.80	5:56.41	6:22.16	6:47.69
			25.62	25.77	25.67	25.36	25.91	25.61	25.75	25.53
			7:12.93	7:38.35	8:03.61	8:28.81	8:54.04	9:19.48	9:44.64	10:09.41
			25.24	25.42	25.26	25.20	25.23	25.44	25.16	24.77
			10:33.89	10:59.24	11:24.60	11:49.74	12:13.68	12:36.81		
			24.48	25.35	25.36	25.14	23.94	23.13		
6	1	1	PAN Zhenhao	CHN	2007	0.97	12:37.00	20.93		
			22.16	46.22	1:11.21	1:36.15	2:01.38	2:26.20	2:51.34	3:16.65
				24.06	24.99	24.94	25.23	24.82	25.14	25.31
			3:42.03	4:07.19	4:32.70	4:58.22	5:23.77	5:49.14	6:14.38	6:39.69
			25.38	25.16	25.51	25.52	25.55	25.37	25.24	25.31
			7:04.90	7:29.68	7:55.16	8:20.29	8:46.26	9:11.79	9:38.14	10:03.88
			25.21	24.78	25.48	25.13	25.97	25.53	26.35	25.74
			10:30.73	10:57.22	11:24.49	11:51.02	12:15.09	12:37.00		
			26.85	26.49	27.27	26.53	24.07	21.91		
7	1	6	LUU NGUYEN DUC Tam	VIE	1997	0.90	12:38.98	22.91		
			23.20	47.75	1:12.52	1:37.06	2:01.89	2:26.80	2:52.10	3:17.22
				24.55	24.77	24.54	24.83	24.91	25.30	25.12
			3:42.31	4:07.52	4:32.71	4:58.09	5:23.55	5:49.02	6:14.50	6:39.90
			25.09	25.21	25.19	25.38	25.46	25.47	25.48	25.40
			7:05.39	7:30.84	7:56.11	8:21.44	8:46.65	9:12.12	9:37.98	10:04.19
			25.49	25.45	25.27	25.33	25.21	25.47	25.86	26.21
			10:30.40	10:56.94	11:23.68	11:50.28	12:15.73	12:38.98		
			26.21	26.54	26.74	26.60	25.45	23.25		

24.06.26 18:35 [Signature]

RANK	HEAT	LANE	SURNAME & NAME	NAT	YEAR	R.T.	TIME	GAP
8	2	3	GAIDA Duncan	GER	2001	0.99	12:40.26	24.19
			22.92	47.65	1:12.11	1:37.26	2:02.55	2:28.03
				24.73	24.46	25.15	25.29	25.48
			3:45.05	4:10.88	4:36.64	5:02.50	5:28.23	5:54.05
			25.68	25.83	25.76	25.86	25.73	25.82
			7:11.15	7:36.95	8:02.39	8:28.12	8:53.64	9:19.42
			25.53	25.80	25.44	25.73	25.52	25.78
			10:35.78	11:01.53	11:26.88	11:52.64	12:17.50	12:40.26
			25.17	25.75	25.35	25.76	24.86	22.76
9	1	8	KIM Eunsoo	KOR	2004	0.91	12:44.63	28.56
			21.52	45.29	1:09.40	1:34.00	1:58.84	2:24.18
				23.77	24.11	24.60	24.84	24.93
			3:40.43	4:06.27	4:31.95	4:57.78	5:23.74	5:49.69
			25.47	25.84	25.68	25.83	25.96	25.95
			7:07.40	7:33.18	7:58.89	8:24.92	8:50.91	9:17.05
			25.85	25.78	25.71	26.03	25.99	26.14
			10:35.17	11:01.71	11:28.04	11:54.05	12:20.05	12:44.63
			26.12	26.54	26.33	26.01	26.00	24.58
10	1	5	ZAKHAROV Oleksii	UKR	2001	0.87	12:56.84	40.77
			22.17	46.65	1:11.28	1:36.13	2:00.76	2:25.47
				24.48	24.63	24.85	24.63	24.71
			3:41.32	4:06.86	4:32.56	4:58.67	5:24.80	5:51.13
			25.29	25.54	25.70	26.11	26.13	26.33
			7:11.11	7:37.51	8:04.00	8:30.76	8:58.03	9:24.68
			26.53	26.40	26.49	26.76	27.27	26.65
			10:44.56	11:11.36	11:38.59	12:04.63	12:30.85	12:56.84
			26.77	26.80	27.23	26.04	26.22	25.99
11	2	8	KUZMENKO Oleksandr	UKR	2005		13:01.63	45.56
			23.27	48.39	1:13.70	1:39.28	2:04.77	2:30.46
				25.12	25.31	25.58	25.49	25.69
			3:48.34	4:14.49	4:40.65	5:07.02	5:33.53	5:59.84
			25.95	26.15	26.16	26.37	26.51	26.72
			7:19.06	7:45.49	8:12.00	8:38.67	9:05.45	9:32.10
			26.06	26.43	26.51	26.67	26.78	26.65
			10:51.31	11:17.77	11:44.82	12:11.18	12:36.76	12:58.84
			26.30	26.46	27.05	26.36	25.58	24.87
12	2	1	ROJAS GARCIA Mario	ESP	2007	0.97	13:02.60	46.53
			23.38	48.72	1:14.37	1:40.26	2:06.58	2:33.40
				25.34	25.65	25.89	26.32	26.82
			3:53.05	4:19.40	4:45.99	5:12.64	5:39.25	6:05.93
			26.33	26.35	26.59	26.65	26.61	26.68
			7:25.58	7:52.06	8:18.66	8:45.13	9:11.43	9:37.81
			26.48	26.48	26.60	26.47	26.30	26.38
			10:56.16	11:22.51	11:49.14	12:15.19	12:39.91	12:58.84
			26.33	26.35	26.63	26.05	24.72	22.69
13	2	5	TARASOV Vladimir	CM1	2009	0.89	13:03.42	47.35
			23.03	47.83	1:13.09	1:38.85	2:05.08	2:31.19
				24.80	25.26	25.76	26.23	26.11
			3:49.30	4:15.56	4:42.01	5:08.24	5:35.02	6:01.59
			26.38	26.26	26.45	26.23	26.78	26.57
			7:22.00	7:48.96	8:16.12	8:42.78	9:09.80	9:36.91
			26.91	26.96	27.16	26.66	27.02	27.11
			10:57.84	11:24.70	11:51.08	12:17.79	12:41.61	12:58.84
			26.95	26.86	26.38	26.71	23.82	21.81
14	2	6	CHEN Po-Han	TPE	2001	0.93	13:03.54	47.47
			22.78	47.87	1:13.34	1:39.23	2:05.09	2:31.00
				25.09	25.47	25.89	25.86	25.91
			3:49.83	4:16.25	4:42.77	5:09.20	5:35.89	6:02.56
			26.40	26.42	26.52	26.43	26.69	26.67
			7:22.24	7:49.17	8:15.89	8:42.83	9:10.02	9:36.90
			26.58	26.93	26.72	26.94	27.19	26.88
			10:57.93	11:24.76	11:51.55	12:18.26	12:41.82	12:58.84
			27.09	26.83	26.79	26.71	23.56	21.72
15	2	7	SUKUR Ege	TUR	2007	0.86	13:04.41	48.34
			22.73	47.40	1:12.83	1:38.47	2:04.27	2:30.23
				24.67	25.43	25.64	25.80	25.96
			3:49.11	4:15.78	4:42.49	5:09.37	5:36.20	6:02.97
			26.34	26.67	26.71	26.88	26.83	26.77
			7:22.76	7:49.64	8:16.38	8:43.42	9:10.29	9:37.26
			26.61	26.88	26.74	27.04	26.87	26.97
			10:58.32	11:25.04	11:51.74	12:18.61	12:43.04	12:58.84
			27.12	26.72	26.70	26.87	24.43	21.37
16	2	2	DANG PHU Quoc	VIE	2006	0.98	13:19.94	1:03.87
			23.65	49.39	1:16.13	1:41.49	2:08.37	2:35.17
				25.74	26.74	25.36	26.88	26.80
			3:55.25	4:22.25	4:49.15	5:16.01	5:43.15	6:10.13
			26.47	27.00	26.90	26.86	27.14	26.98
			7:30.74	7:57.69	8:25.20	8:52.15	9:18.96	9:46.09
			26.70	26.95	27.51	26.95	26.81	27.13
			11:06.73	11:33.96	12:01.33	12:28.37	12:54.38	12:58.84
			26.74	27.23	27.37	27.04	26.01	25.56
17	3	4	BADILLO ENRIQUEZ Salvado	MEX	1990		13:51.91	1:35.84
			26.63	54.41	1:22.05	1:50.63	2:19.60	2:48.05
				27.78	27.64	28.58	28.97	28.45
			4:10.66	4:38.95	5:07.22	5:34.56	6:02.35	6:30.07
			28.17	28.29	28.27	27.34	27.79	27.72
			7:53.78	8:21.11	8:48.47	9:16.59	9:44.18	10:12.29
			28.01	27.33	27.36	28.12	27.59	28.11
			11:37.81	12:06.36	12:34.08	13:02.09	13:27.25	13:51.91
			29.34	28.55	27.72	28.01	25.16	24.66

24.06.26 18 35 

RANK	HEAT	LANE	SURNAME & NAME	NAT	YEAR	R.T.	TIME	GAP
18	3	5	TREJO CARRANZA Josue R.	MEX	2007	0.92	14:57.73	2:41.66
			28.17	57.87	1:27.69	1:57.46	2:27.31	2:57.11
				29.70	29.82	29.77	29.85	29.80
			4:25.66	4:55.33	5:24.61	5:54.76	6:25.00	6:55.15
			29.39	29.67	29.28	30.15	30.24	30.15
			8:25.04	8:55.57	9:26.15	9:56.63	10:27.13	10:56.92
			29.69	30.53	30.58	30.48	30.50	30.26
			12:28.45	12:59.84	13:30.41	14:00.43	14:29.87	14:59.22
			30.82	31.39	30.57	30.02	29.44	29.79
19	3	3	BIN AZMY Muhammad Imann	MAS	2011		15:38.79	3:22.72
			24.68	51.85	1:20.31	1:50.06	2:19.63	2:49.50
				27.17	28.46	29.75	29.57	29.87
			4:18.57	4:48.11	5:17.77	5:48.19	6:17.79	6:47.66
			29.96	29.54	29.66	30.42	29.60	29.87
			8:17.48	8:47.40	9:16.19	9:45.96	10:15.81	10:45.34
			30.00	29.92	28.79	29.77	29.85	29.53
			12:13.48	12:43.49	13:12.63	13:42.77	14:12.33	14:41.86
			29.39	30.01	29.14	30.14	29.56	29.68
20	3	6	TOH Ethan	MAS	2009	0.92	15:59.36	3:43.29
			25.27	53.42	1:22.83	1:53.69	2:25.09	2:56.80
				28.15	29.41	30.86	31.40	31.71
			4:33.82	5:07.25	5:39.64	6:12.38	6:45.17	7:17.97
			32.69	33.43	32.39	32.74	32.79	32.80
			8:57.86	9:30.81	10:04.69	10:37.67	11:10.60	11:43.50
			32.91	32.95	33.88	32.98	32.93	32.90
			13:23.25	13:57.45	14:30.48	15:02.26	15:31.99	16:00.80
			33.17	34.20	33.03	31.78	29.73	29.73

Issued: 24 JUN 2026 at 18:05

24.06.26 18:35 [Signature]



2026 CMAS World Championship Finswimming Indoor



Results

RANK HEAT LANE SURNAME & NAME NAT YEAR R.T. 50m TIME GAP

Event 105

24 JUN 2026 - 18:03

Women's 100 m BF Final

WR	45.16	SENANSZKY Petra	1994	HUN	Wroclaw (POL)	22 JUL 2017			
WJR	47.16	PATLASOVA Maria	1999	RUS	Annemasse (FRA)	06 JUL 2016			
1	1	5	VARNYU Anna Jadviga	HUN	2006	0.83	23.26	48.23	Gold
								24.97	
2	1	4	LAMAKH Sofiya	UKR	2005	0.85	23.69	48.41	0.18 Silver
								24.72	
3	1	6	MARTYNOVA Iana	CM1	2002	0.94	23.19	48.55	0.32 Bronze
								25.36	
4	1	3	GAWENDA Lara	GER	2005	0.86	23.48	48.62	0.39
								25.14	
5	1	2	DUDEK Antonina	POL	2005	0.84	23.44	48.99	0.76
								25.55	
6	1	8	PLACZEK Lilly	GER	2004	0.82	23.38	49.09	0.86
								25.71	
7	1	1	TYMOSHENKO Yevheniia	UKR	2002	0.84	23.20	49.19	0.96
								25.99	
8	1	7	SUBA Sara	HUN	2004	0.99	23.55	49.25	1.02
								25.70	

Issued: 24 JUN 2026 at 18:21

24.06.26 18:38



2026 CMAS World Championship Finswimming Indoor



Results

RANK	LANE	SURNAME & NAME					NAT	YEAR	R.T.	TIME	GAP
	50m	100m	150m	200m	250m	300m	350m	400m			
	450m	500m	550m	600m	650m	700m	750m	800m			
	850m	900m	950m	1000m	1050m	1100m	1150m	1200m			
	1250m	1300m	1350m	1400m	1450m						

Event 104

24 JUN 2026 - 17:40

Men's 1500 m SF Heats

WR	12:09.74	BUKOR Adam	1999	HUN	Wroclaw (POL)	05 JUL 2017
WJR	12:22.74	BUKOR Adam	1997	SVK	Annemasse (FRA)	07 JUL 2016

Fast Heat

1	4	LEE Seong	KOR	2004		0.84	12:16.07		ASF	
		22.43(5)	46.14(3)	1:10.22(3)	1:34.38(3)	1:58.74(2)	2:23.48(1)	2:48.46(1)	3:13.41(1)	
			23.71	24.08	24.16	24.36	24.74	24.88	24.95	
		3:38.15(1)	4:02.95(1)	4:27.61(1)	4:52.64(1)	5:17.43(1)	5:42.31(1)	6:06.99(1)	6:31.79(1)	
			24.74	24.80	24.66	25.03	24.79	24.68	24.80	
		6:56.36(1)	7:20.94(1)	7:45.64(1)	8:10.65(1)	8:35.33(1)	9:00.22(1)	9:25.06(1)	9:50.11(1)	
			24.57	24.58	24.70	25.01	24.68	24.89	25.05	
		10:15.12(1)	10:40.21(1)	11:05.38(1)	11:30.16(1)	11:53.77(1)	12:16.07			
			25.01	25.09	25.17	24.78	23.61	22.30		
2	2	KOVACS Megyer	HUN	2007		0.78	12:20.13		4.06	
		22.66(6)	46.46(5)	1:10.99(4)	1:35.50(4)	2:00.19(4)	2:25.47(4)	2:50.96(5)	3:16.38(5)	
			23.80	24.53	24.51	24.69	25.28	25.49	25.42	
		3:41.61(5)	4:07.02(5)	4:32.31(4)	4:57.82(4)	5:23.11(3)	5:48.36(3)	6:13.58(3)	6:38.05(2)	
			25.23	25.41	25.29	25.51	25.29	25.22	24.47	
		7:02.87(2)	7:27.46(2)	7:52.02(2)	8:16.66(2)	8:41.36(2)	9:06.02(2)	9:30.49(2)	9:55.00(2)	
			24.82	24.59	24.56	24.64	24.70	24.66	24.51	
		10:19.48(2)	10:43.98(2)	11:08.58(2)	11:33.18(2)	11:57.03(2)	12:16.07			
			24.48	24.50	24.60	23.85	23.10			
3	7	AKENTEV David	CM1	2008		0.96	12:22.56		6.49	
		22.94(7)	47.63(7)	1:12.58(8)	1:37.51(8)	2:02.04(8)	2:26.91(8)	2:52.04(7)	3:17.40(8)	
			24.69	24.95	24.93	24.53	24.87	25.13	25.36	
		3:42.52(8)	4:07.93(8)	4:32.76(8)	4:57.82(4)	5:23.37(4)	5:48.87(4)	6:14.29(4)	6:39.45(4)	
			25.12	25.41	24.83	25.06	25.50	25.42	25.16	
		7:04.90(4)	7:29.95(5)	7:55.20(4)	8:20.50(4)	8:45.09(3)	9:10.17(3)	9:34.85(3)	9:59.48(3)	
			25.45	25.05	25.25	25.30	24.59	24.68	24.63	
		10:23.94(3)	10:48.52(3)	11:12.65(3)	11:36.67(3)	11:59.89(3)	12:16.07			
			24.46	24.58	24.13	24.02	23.22	22.67		
4	3	EHAB HELMY Mohab	EGY	2007		0.89	12:33.51		17.44	AFR
		21.29(1)	45.17(1)	1:08.94(1)	1:33.47(1)	1:58.14(1)	2:23.49(2)	2:48.82(2)	3:14.33(2)	
			23.88	23.77	24.53	24.67	25.35	25.39	25.51	
		3:39.55(2)	4:05.04(2)	4:30.52(2)	4:55.98(2)	5:21.08(2)	5:46.72(2)	6:12.56(2)	6:38.45(3)	
			25.22	25.49	25.48	25.10	25.64	25.84	25.89	
		7:03.71(3)	7:29.38(3)	7:55.29(5)	8:21.12(5)	8:47.53(6)	9:13.35(6)	9:39.30(6)	10:05.54(6)	
			25.26	25.67	25.91	25.83	26.41	25.82	26.24	
		10:31.22(6)	10:57.47(6)	11:22.70(4)	11:47.52(4)	12:11.40(4)	12:16.07			
			25.68	26.25	25.23	24.82	23.88	22.11		
5	1	PAN Zhenhao	CHN	2007		0.97	12:37.00		20.93	
		22.16(3)	46.22(4)	1:11.21(5)	1:36.15(6)	2:01.38(6)	2:26.20(6)	2:51.34(6)	3:16.65(6)	
			24.06	24.99	24.94	25.23	24.82	25.14	25.31	
		3:42.03(6)	4:07.19(6)	4:32.70(6)	4:58.22(7)	5:23.77(7)	5:49.14(6)	6:14.38(5)	6:39.69(5)	
			25.38	25.16	25.52	25.55	25.37	25.24	25.31	
		7:04.90(4)	7:29.68(4)	7:55.16(3)	8:20.29(3)	8:46.26(4)	9:11.79(4)	9:38.14(5)	10:03.88(4)	
			25.21	24.78	25.48	25.13	25.97	25.53	25.74	
		10:30.73(5)	10:57.22(5)	11:24.49(6)	11:51.02(6)	12:15.09(5)	12:16.07			
			26.85	26.49	27.27	26.53	24.07	21.91		
6	6	LUU NGUYEN DUC Tam	VIE	1997		0.90	12:38.98		22.91	
		23.20(8)	47.75(8)	1:12.52(7)	1:37.06(7)	2:01.89(7)	2:26.80(7)	2:52.10(8)	3:17.22(7)	
			24.55	24.77	24.54	24.83	24.91	25.30	25.12	
		3:42.31(7)	4:07.52(7)	4:32.71(7)	4:58.09(6)	5:23.55(5)	5:49.02(5)	6:14.50(6)	6:39.90(6)	
			25.09	25.21	25.19	25.38	25.47	25.48	25.40	
		7:05.39(6)	7:30.84(6)	7:56.11(6)	8:21.44(6)	8:46.65(5)	9:12.12(5)	9:37.98(4)	10:04.19(5)	
			25.49	25.45	25.27	25.33	25.21	25.47	26.21	
		10:30.40(4)	10:56.94(4)	11:23.68(5)	11:50.28(5)	12:15.73(6)	12:16.07			
			26.21	26.54	26.74	26.60	25.45	23.25		
7	8	KIM Eunsoo	KOR	2004		0.91	12:44.63		28.56	
		21.52(2)	45.29(2)	1:09.40(2)	1:34.00(2)	1:58.84(3)	2:24.18(3)	2:49.53(3)	3:14.96(3)	
			23.77	24.11	24.60	24.84	25.34	25.35	25.43	
		3:40.43(3)	4:06.27(3)	4:31.95(3)	4:57.78(3)	5:23.74(6)	5:49.69(7)	6:15.53(7)	6:41.55(7)	
			25.47	25.84	25.68	25.96	25.95	25.84	26.02	
		7:07.40(7)	7:33.18(7)	7:58.89(7)	8:24.92(7)	8:50.91(7)	9:17.05(7)	9:42.94(7)	10:09.05(7)	
			25.85	25.78	25.71	26.03	26.14	25.89	26.11	
		10:35.17(7)	11:01.71(7)	11:28.04(7)	11:54.05(7)	12:20.05(7)	12:16.07			
			26.12	26.54	26.33	26.01	26.00	24.58		

24.06.26

20 10

RANK	LANE	SURNAME & NAME	NAT	YEAR	R. T.	TIME	GAP		
8	5	ZAKHAROV Oleksii	UKR	2001	0.87	12:56.84	40.77		
		22.17(4)	46.65(6)	1:11.28(6)	1:36.13(5)	2:00.76(5)	2:25.47(4)	2:50.65(4)	3:16.03(4)
		24.48	24.63	24.85	24.63	24.71	25.18	25.38	25.38
		3:41.32(4)	4:06.86(4)	4:32.56(5)	4:58.67(8)	5:24.80(8)	5:51.13(8)	6:18.18(8)	6:44.58(8)
		25.29	25.54	25.70	26.11	26.13	26.33	27.05	26.40
		7:11.11(8)	7:37.51(8)	8:04.00(8)	8:30.76(8)	8:58.03(8)	9:24.68(8)	9:51.43(8)	10:17.79(8)
		26.53	26.40	26.49	26.76	27.27	26.65	26.75	26.96
		10:44.56(8)	11:11.36(8)	11:38.59(8)	12:04.63(8)	12:30.85(8)	12:56.84(8)		
		26.77	26.80	27.23	26.04	26.22	25.99		

Issued: 24 JUN 2026 at 18:05

24.06.26 20¹⁰ J. O. S.



2026 CMAS World Championship Finswimming Indoor



Results

RANK	HEAT	LANE	SURNAME & NAME		NAT	YEAR	R.T.		TIME	GAP	
			50m	100m			150m	200m			250m
			450m	500m	550m	600m	650m	700m	750m	800m	
			850m	900m	950m	1000m	1050m	1100m	1150m	1200m	
			1250m	1300m	1350m	1400m	1450m				

Event 104
24 JUN 2026 - 17:40

Men's 1500 m SF Heats

WR	12:09.74 BUKOR Adam		1999	HUN	Wroclaw (POL)		05 JUL 2017			
WJR	12:22.74 BUKOR Adam		1997	SVK	Annemasse (FRA)		07 JUL 2016			
1	1	4	LEE Seong		KOR	2004	0.84	12:16.07	Gold	ASR
			22.43	46.14	1:10.22	1:34.38	1:58.74	2:23.48	2:48.46	3:13.41
				23.71	24.08	24.16	24.36	24.74	24.98	24.95
			3:38.15	4:02.95	4:27.61	4:52.64	5:17.43	5:42.31	6:06.99	6:31.79
				24.74	24.80	24.66	25.03	24.79	24.88	24.80
			6:56.36	7:20.94	7:45.64	8:10.65	8:35.33	9:00.22	9:25.06	9:50.11
				24.57	24.58	24.70	25.01	24.68	24.89	25.05
			10:15.12	10:40.21	11:05.38	11:30.16	11:53.77		24.84	
				25.01	25.09	24.78	23.61	22.30		
2	1	2	KOVACS Megyer		HUN	2007	0.78	12:20.13	4.06	Silver
			22.66	46.46	1:10.99	1:35.50	2:00.19	2:25.47	2:50.96	3:16.38
				23.80	24.53	24.51	24.69	25.28	25.49	25.42
			3:41.61	4:07.02	4:32.31	4:57.82	5:23.11	5:48.36	6:13.58	6:38.05
				25.23	25.41	25.29	25.51	25.25	25.22	24.47
			7:02.87	7:27.46	7:52.02	8:16.66	8:41.36	9:06.02	9:30.49	9:55.00
				24.82	24.59	24.56	24.70	24.66	24.47	24.51
			10:19.48	10:43.98	11:08.58	11:33.18	11:57.03			
				24.48	24.60	24.60	23.85	23.10		
3	1	7	AKENTEV David		CMR	2008	0.96	12:22.56	6.49	Bronze
			22.94	47.63	1:12.58	1:37.51	2:02.04	2:26.91	2:52.04	3:17.40
				24.69	24.95	24.93	24.53	24.87	25.13	25.36
			3:42.52	4:07.93	4:32.76	4:57.82	5:23.37	5:48.87	6:14.29	6:39.45
				25.12	25.41	25.06	25.55	25.50	25.42	25.16
			7:04.90	7:29.95	7:55.20	8:20.50	8:45.09	9:10.17	9:34.85	9:59.48
				25.45	25.05	25.25	24.59	25.08	24.68	24.63
			10:23.94	10:48.52	11:12.65	11:36.67	11:59.89	25.08		
				24.46	24.13	24.02	23.22	22.67		
4	1	3	EHAB HELMY Mohab		EGY	2007	0.89	12:33.51	17.44	AFR
			21.29	45.17	1:08.94	1:33.47	1:58.14	2:23.49	2:48.82	3:14.33
				23.88	23.77	24.53	24.67	25.35	25.33	25.51
			3:39.55	4:05.04	4:30.52	4:55.98	5:21.08	5:46.72	6:12.56	6:38.45
				25.22	25.49	25.48	25.46	25.10	25.84	25.89
			7:03.71	7:28.38	7:55.29	8:21.12	8:47.53	9:13.35	9:39.30	10:05.54
				25.26	25.67	25.91	26.41	25.82	25.95	26.24
			10:31.22	10:57.47	11:22.70	11:47.52	12:11.40			
				25.68	26.25	24.82	23.88	22.11		
5	2	4	DRAZBA Filip		POL	2002	0.96	12:36.81	20.74	
			23.44	48.16	1:13.39	1:39.24	2:05.24	2:31.48	2:56.70	3:22.47
				24.72	25.23	25.85	26.00	26.24	25.22	25.77
			3:48.09	4:13.86	4:39.53	5:04.89	5:30.80	5:56.41	6:22.16	6:47.69
				25.62	25.77	25.36	25.91	25.61	25.75	25.53
			7:12.93	7:38.35	8:03.61	8:28.81	8:54.04	9:19.48	9:44.64	10:09.41
				25.24	25.42	25.20	25.23	25.44	25.16	24.77
			10:33.89	10:59.24	11:24.60	11:49.74	12:13.68			
				24.48	25.35	25.14	23.94	23.13		
6	1	1	PAN Zhenhao		CHN	2007	0.97	12:37.00	20.93	
			22.16	46.22	1:11.21	1:36.15	2:01.38	2:26.20	2:51.34	3:16.65
				24.06	24.99	24.94	25.23	24.82	25.14	25.31
			3:42.03	4:07.19	4:32.70	4:58.22	5:23.77	5:49.14	6:14.38	6:39.69
				25.38	25.16	25.51	25.55	25.37	25.24	25.31
			7:04.90	7:29.68	7:55.16	8:20.29	8:46.26	9:11.79	9:38.14	10:03.88
				25.21	24.78	25.13	25.97	25.53	26.35	25.74
			10:30.73	10:57.22	11:24.49	11:51.02	12:15.09			
				26.85	26.49	26.53	24.07	21.91		
7	1	6	LUU NGUYEN DUC Tam		VIE	1997	0.90	12:38.98	22.91	
			23.20	47.75	1:12.52	1:37.06	2:01.89	2:26.80	2:52.10	3:17.22
				24.55	24.77	24.54	24.83	24.91	25.30	25.12
			3:42.31	4:07.52	4:32.71	4:58.09	5:23.55	5:49.02	6:14.50	6:39.90
				25.09	25.21	25.19	25.38	25.47	25.48	25.40
			7:05.39	7:30.84	7:56.11	8:21.44	8:46.65	9:12.12	9:37.98	10:04.19
				25.49	25.45	25.27	25.33	25.47	25.86	26.21
			10:30.40	10:56.94	11:23.68	11:50.28	12:15.73			
				26.21	26.54	26.74	26.60	23.25		

24.06.26 20 10

RANK	HEAT	LANE	SURNAME & NAME	NAT	YEAR	R.T.	TIME	GAP
8	2	3	GAIDA Duncan	GER	2001	0.99	12:40.26	24.19
			22.92 47.65 1:12.11 1:37.26 2:02.55 2:28.03 2:53.51 3:19.37					
			24.73 24.46 25.15 25.29 25.48 25.48 25.48 25.86					
			3:45.05 4:10.88 4:36.64 5:02.50 5:28.23 5:54.05 6:19.80 6:45.62					
			25.68 25.83 25.76 25.86 25.73 25.82 25.75 25.82					
			7:11.15 7:36.95 8:02.39 8:28.12 8:53.64 9:19.42 9:45.28 10:10.61					
			25.53 25.80 25.44 25.73 25.52 25.78 25.86 25.33					
			10:35.78 11:01.53 11:26.88 11:52.64 12:17.50 24.86 22.76					
			25.17 25.75 25.35 25.76 25.76					
9	1	8	KIM Eunsoo	KOR	2004	0.91	12:44.63	28.56
			21.52 45.29 1:09.40 1:34.00 1:58.84 2:24.18 2:49.53 3:14.96					
			23.77 24.11 24.60 24.84 24.84 25.34 25.35 25.43					
			3:40.43 4:06.27 4:31.95 4:57.78 5:23.74 5:49.69 6:15.53 6:41.55					
			25.47 25.84 25.68 25.83 25.96 25.95 25.84 26.02					
			7:07.40 7:33.18 7:58.89 8:24.92 8:50.91 9:17.05 9:42.94 10:09.05					
			25.85 25.78 25.71 26.03 25.99 26.14 25.89 26.11					
			10:35.17 11:01.71 11:28.04 11:54.05 12:20.05 24.58					
			26.12 26.54 26.33 26.01 26.00					
10	1	5	ZAKHAROV Oleksii	UKR	2001	0.87	12:56.84	40.77
			22.17 46.65 1:11.28 1:36.13 2:00.76 2:25.47 2:50.65 3:16.03					
			24.48 24.63 24.85 24.84 24.71 24.71 25.18 25.38					
			3:41.32 4:06.86 4:32.56 4:58.67 5:24.80 5:51.13 6:18.18 6:44.58					
			25.29 25.54 25.70 26.11 26.13 26.33 27.05 26.40					
			7:11.11 7:37.51 8:04.00 8:30.76 8:58.03 9:24.68 9:51.43 10:17.79					
			26.53 26.40 26.49 26.76 27.27 26.65 26.75 26.36					
			10:44.56 11:11.36 11:38.59 12:04.63 12:30.85 26.22 25.99					
			26.77 26.80 27.23 26.04 26.04					
11	2	8	KUZMENKO Oleksandr	UKR	2005		13:01.63	45.56
			23.27 48.39 1:13.70 1:39.28 2:04.77 2:30.46 2:56.32 3:22.39					
			25.12 25.31 25.58 25.58 25.69 25.69 25.86 26.07					
			3:48.34 4:14.49 4:40.65 5:07.02 5:33.53 5:59.84 6:26.56 6:53.00					
			25.95 26.15 26.16 26.37 26.51 26.31 26.72 26.44					
			7:19.06 7:45.49 8:12.00 8:38.67 9:05.45 9:32.10 9:58.48 10:25.01					
			26.06 26.43 26.51 26.67 26.78 26.65 26.38 26.53					
			10:51.31 11:17.77 11:44.82 12:11.18 12:36.76 25.58 24.87					
			26.30 26.46 27.05 26.36 25.58					
12	2	1	ROJAS GARCIA Mario	ESP	2007	0.97	13:02.60	46.53
			23.38 48.72 1:14.37 1:40.26 2:06.58 2:33.40 3:00.29 3:26.72					
			25.34 25.65 25.89 26.32 26.32 26.82 26.89 26.43					
			3:53.05 4:19.40 4:45.99 5:12.64 5:39.25 6:05.93 6:32.58 6:59.10					
			26.33 26.35 26.59 26.65 26.61 26.68 26.65 26.52					
			7:25.58 7:52.06 8:18.66 8:45.13 9:11.43 9:37.81 10:03.53 10:29.83					
			26.48 26.48 26.60 26.47 26.30 26.38 25.72 26.30					
			10:56.16 11:22.51 11:49.14 12:15.19 12:39.91 24.72 22.69					
			26.33 26.35 26.63 26.05 24.72					
13	2	5	TARASOV Vladimir	CM1	2009	0.89	13:03.42	47.35
			23.03 47.83 1:13.09 1:38.85 2:05.08 2:31.19 2:56.91 3:22.92					
			24.80 25.26 25.76 26.23 26.23 26.11 25.72 26.01					
			3:49.30 4:15.56 4:42.01 5:08.24 5:35.02 6:01.59 6:28.25 6:55.09					
			26.38 26.26 26.45 26.23 26.78 26.57 26.66 26.84					
			7:22.00 7:48.96 8:16.12 8:42.78 9:09.80 9:36.91 10:03.85 10:30.89					
			26.91 26.96 27.16 26.66 27.02 27.11 26.94 27.04					
			10:57.84 11:24.70 11:51.08 12:17.79 12:41.61 23.82 21.81					
			26.95 26.86 26.38 26.71 23.82					
14	2	6	CHEN Po-Han	TPE	2001	0.93	13:03.54	47.47
			22.78 47.87 1:13.34 1:39.23 2:05.09 2:31.00 2:57.20 3:23.43					
			25.09 25.47 25.89 25.86 25.91 25.91 26.20 26.23					
			3:49.83 4:16.25 4:42.77 5:09.20 5:35.89 6:02.56 6:29.21 6:55.66					
			26.40 26.42 26.52 26.43 26.69 26.67 26.65 26.45					
			7:22.24 7:49.17 8:15.89 8:42.83 9:10.02 9:36.90 10:03.97 10:30.84					
			26.58 26.93 26.72 26.94 27.19 26.88 27.07 26.87					
			10:57.93 11:24.76 11:51.55 12:18.26 12:41.82 23.56 21.72					
			27.09 26.83 26.79 26.71 23.56					
15	2	7	SUKUR Ege	TUR	2007	0.86	13:04.41	48.34
			22.73 47.40 1:12.83 1:38.47 2:04.27 2:30.23 2:56.51 3:22.77					
			24.67 25.43 25.64 25.67 25.80 25.96 26.28 26.26					
			3:49.11 4:15.78 4:42.49 5:09.37 5:36.20 6:02.97 6:29.62 6:56.15					
			26.34 26.67 26.71 26.88 26.83 26.77 26.65 26.53					
			7:22.76 7:49.64 8:16.38 8:43.42 9:10.29 9:37.26 10:04.20 10:31.20					
			26.61 26.88 26.74 27.04 26.87 26.97 26.94 27.00					
			10:58.32 11:25.04 11:51.74 12:18.61 12:43.04 24.43 21.37					
			27.12 26.72 26.70 26.87 24.43					
16	2	2	DANG PHU Quoc	VIE	2006	0.98	13:19.94	1:03.87
			23.65 49.39 1:16.13 1:41.49 2:08.37 2:35.17 3:02.12 3:28.78					
			25.74 26.74 25.36 26.88 26.80 26.95 26.66 26.66					
			3:55.25 4:22.25 4:49.15 5:16.01 5:43.15 6:10.13 6:36.86 7:04.04					
			26.47 27.00 26.90 26.86 27.14 26.98 26.73 27.18					
			7:30.74 7:57.69 8:25.20 8:52.15 9:18.96 9:46.09 10:12.98 10:39.99					
			26.70 26.95 27.51 26.95 26.81 27.13 26.89 27.01					
			11:06.73 11:33.96 12:01.33 12:28.37 12:54.38 26.01 25.56					
			26.74 27.23 27.37 27.04 26.01					
17	3	4	BADILLO ENRIQUEZ Salvado	MEX	1990		13:51.91	1:35.84
			26.63 54.41 1:22.05 1:50.63 2:19.60 2:48.05 3:15.22 3:42.49					
			27.78 27.64 28.58 28.97 28.45 28.45 27.17 27.27					
			4:10.66 4:38.95 5:07.22 5:34.56 6:02.35 6:30.07 6:57.58 7:25.77					
			28.17 28.29 28.27 27.34 27.79 27.72 27.51 28.19					
			7:53.78 8:21.11 8:48.47 9:16.59 9:44.18 10:12.29 10:39.81 11:08.47					
			28.01 27.33 27.36 28.12 27.59 28.11 27.52 28.66					
			11:37.81 12:06.36 12:34.08 13:02.09 13:27.25 25.16 24.66					
			29.34 28.55 27.72 28.01					

24.06.26 20¹⁰

RANK	HEAT	LANE	SURNAME & NAME	NAT	YEAR	R.T.	TIME	GAP
18	3	5	TREJO CARRANZA Josue R.	MEX	2007	0.92	14:57.73	2:41.66
			28.17	57.87	1:27.69	1:57.46	2:27.31	2:57.11
			29.70	29.82	29.77	29.77	29.85	29.80
			4:25.66	4:55.33	5:24.61	5:54.76	6:25.00	6:55.15
			29.39	29.67	29.28	30.15	30.24	30.15
			8:25.04	8:55.57	9:26.15	9:56.63	10:27.13	10:56.92
			29.69	30.53	30.58	30.48	30.50	29.79
			12:28.45	12:59.84	13:30.41	14:00.43	14:29.87	14:59.84
			30.82	31.39	30.57	30.02	29.44	27.86
19	3	3	BIN AZMY Muhammad Imann	MAS	2011		15:38.79	3:22.72
			24.68	51.85	1:20.31	1:50.06	2:19.63	2:49.50
				27.17	28.46	29.75	29.57	29.87
			4:18.57	4:48.11	5:17.77	5:48.19	6:17.79	6:47.66
			29.96	29.54	29.66	30.42	29.60	29.87
			8:17.48	8:47.40	9:16.19	9:45.96	10:15.81	10:45.34
			30.00	29.92	28.79	29.77	29.85	29.53
			12:13.48	12:43.49	13:12.63	13:42.77	14:12.33	14:41.92
			29.39	30.01	29.14	30.14	29.56	1:26.46
20	3	6	TOH Ethan	MAS	2009	0.92	15:59.36	3:43.29
			25.27	53.42	1:22.83	1:53.69	2:25.09	2:56.80
				28.15	29.41	30.86	31.40	31.71
			4:33.82	5:07.25	5:39.64	6:12.38	6:45.17	7:17.97
			32.69	33.43	32.39	32.74	32.79	32.80
			8:57.86	9:30.81	10:04.69	10:37.67	11:10.60	11:43.50
			32.91	32.95	33.88	32.98	32.93	32.90
			13:23.25	13:57.45	14:30.48	15:02.26	15:31.99	16:01.80
			33.17	34.20	33.03	31.78	29.73	27.37

Issued: 24 JUN 2026 at 18:05

24.06.26 20¹⁰ 



2026 CMAS World Championship Finswimming Indoor



Results

RANK HEAT LANE SURNAME & NAME NAT YEAR R.T. 50m TIME GAP

Event 106

24 JUN 2026 - 18:15

Men's 100 m BF Final

WR	40.45	KROPIDLOWSKI Szymon	2002	POL	Chengdu (CHN)	10 AUG 2025			
WJR	41.56	FEDKIN Aleksey	2002	RUS	Istanbul (TUR)	30 JUL 2018			
1	1	4	KROPIDLOWSKI Szymon	POL	2002	0.87	19.21	40.87	Gold
								21.66	
2	1	3	NAZARCHUK Alexandr	CM1	2001	0.91	19.43	41.21	0.34 Silver
								21.78	
3	1	5	SZABO GYORGYEI Szabaszi	HUN	1996	0.85	19.37	41.22	0.35 Bronze
								21.85	
4	1	6	FEDKIN Aleksei	CM1	2002	0.80	20.01	41.85	0.98
								21.84	
5	1	7	CSEPLO Kelen	HUN	2003	0.88	20.24	42.19	1.32
								21.95	
6	1	2	HERVA Juho	FIN	2005	0.83	20.31	42.25	1.38
								21.94	
7	1	8	LOSSNER Niklas	GER	2006	0.84	19.99	42.50	1.63
								22.51	
8	1	1	HESHAM SAFWAT Ahmed	EGY	2005	0.81	20.29	43.06	2.19
								22.77	

Issued: 24 JUN 2026 at 18:32

24.06.26

18 35



2026 CMAS World Championship Finswimming Indoor



Results

RANK HEAT LANE NAT RELAY SURNAME & NAME YEAR R.T. 50m 100m TIME GAP

Event 107
24 JUN 2026 - 18:27

Women's 4x100 m SF Final

WR	2:34.54	CMAS1	CM1	Volos (GRE)	27 JUN 2016
WJR	2:40.52	RUSSIA	RUS	Istanbul (TUR)	02 AUG 2018
1	1	3	CM1	CMAS1	
				MIKHAYLUSHKINA Ekaterina	2001
				PROSHINA Valeriia	2005
				NALBANDIAN Alina	1998
				SLISEVA Diana	2005
					2001
					2005
					2007
					1994
					2000
					2000
					2008
					2001
					2005
					2006
					2004
					2008
					2006
					2000
					1995
					1998
					1991
					1999
					2010
					2006
					2003
					2000
					2000
					2000
					2004
					2004
					2005
					2004
					2008
					1997
					2006
					2009

NOT CLASSIFIED

1	8	ITA	ITALY								DSQ
				BRUNI Giulia	2008	0.88	19.43	40.64	40.64		
				LUNGI Nicole	1997	0.00	19.09	40.99	1:21.63		
				DESTEFANI Giorgia	2006	- 0.37					
				RAFFAETA' Anna	2009						

Issued: 24 JUN 2026 at 18:51

24.06.26 18:55



2026 CMAS World Championship Finswimming Indoor



Results

RANK HEAT LANE NAT RELAY SURNAME & NAME YEAR R.T. 50m 100m TIME GAP

Event 108
24 JUN 2026 - 18:40

Men's 4x100 m SF Final

WR	2:16.54	RUSSIA	RUS	Wroclaw (POL)	22 JUL 2017				
WJR	2:24.01	RUSSIA	RUS	Chania (GRE)	29 JUN 2014				
1	1	4	KOR REPUBLIC OF KOREA		2:20.64	Gold			
			SONG Jaeuk	2001	0.81	16.36	35.51	35.51	
			CHA Jonghwan	2002	0.01	15.97	36.20	1:11.71	
			KWON Namho	1997	0.01	15.82	35.09	1:46.80	
			KIM Chanyoung	1998	0.00	15.41	33.84	2:20.64	
2	1	3	CM1 CMAS1					2:20.72	0.08 Silver
			GAIVAK Nikita	2008	0.91	16.80	35.61	35.61	
			SOLOVYOV Matvey	2005	0.14	16.25	35.40	1:11.01	
			MARKOVIN Ratmir	2007	0.03	16.14	34.98	1:45.99	
			PESHKOV Iaroslav	2008	0.22	15.53	34.73	2:20.72	
3	1	5	UKR UKRAINE					2:21.45	0.81 Bronze
			SMISHCHENKO Serhii	2000	0.90	16.89	36.30	36.30	
			HORA Vitalii	2004	0.34	16.33	35.64	1:11.94	
			YELISIEIEV Davyd	2007	0.13	16.53	35.56	1:47.50	
			ZAKHAROV Oleksii	2001	0.00	15.73	33.95	2:21.45	
4	1	7	GRE GREECE					2:21.63	0.99
			PANAGIOTIDIS Georgios	2001	0.79	16.41	35.83	35.83	
			KOROMPYLIS Angelos	2009	0.03	15.91	34.73	1:10.56	
			KALTSOUKALAS Georgios	2005	0.21	17.01	35.52	1:46.08	
			ILIOPOULOS Ioannis	2004	0.02	16.37	35.55	2:21.63	
5	1	6	ITA ITALY					2:22.64	2.00
			BIANCALANA Fabio	2005	0.83	16.86	36.60	36.60	
			CARONNO Lorenzo	2001	0.15	15.71	35.03	1:11.63	
			DEGLI ESPOSTI Christian	2005	0.25	16.33	35.47	1:47.10	
			SPELTA Leonardo	2006	0.01	16.23	35.54	2:22.64	
6	1	8	FRA FRANCE					2:22.76	2.12
			ZUGMEYER Colas	2001	0.86	16.92	35.97	35.97	
			ALLAIN Gabryel	2007	0.07	16.28	34.99	1:10.96	
			DURAGER Tom	2005	0.05	16.61	35.88	1:46.84	
			HAMON Ewen	2005	0.09	16.57	35.92	2:22.76	
7	1	2	CHN PEOPLE'S REPUBLIC OF CHINA					2:23.30	2.66
			QU Pengxu	2008	0.91	17.48	38.27	38.27	
			QIN Kangyu	2009	0.01	16.08	35.00	1:13.27	
			WU Enxi	2005	0.27	16.44	36.35	1:49.62	
			GUAN Hanzhi	2003	0.01	15.59	33.68	2:23.30	

NOT CLASSIFIED

1	1		COL COLOMBIA						DSQ
			RODRIGUEZ LOPEZ Juan C.	1996	0.84	16.27	36.00	36.00	
			DUQUE JIMENEZ Juan David	1990	0.18	15.73	35.82	1:11.82	
			FERNANDEZ Mauricio	1987	- 0.14				
			OCAMPO LOZADA Juan F.	1994					

Issued: 24 JUN 2026 at 19:07

24.06.26 19:48



2026 CMAS World Championship Finswimming Indoor



Results

RANK	LANE	SURNAME & NAME			NAT	YEAR			R.T.	TIME	GAP
		50m	100m	150m		200m	250m	300m			

Event 9
25 JUN 2026 - 9:15

Women's 400 m SF Heats

WR	3:11.88	HRECHKO Sofila	2005	UKR	Chengdu (CHN)	11 AUG 2025
WJR	3:12.27	YAKOVLEVA Anna	2008	UKR	Chengdu (CHN)	11 AUG 2025

Heat 1 of 4

1	5	DELA TORRE Allaysa Kate	PHI	2007		0.86	3:57.66	
		24.53(1) 52.23(1) 1:22.05(1)	1:52.68(1)	2:23.55(1)	2:54.77(1)	3:26.39(1)		
		27.70 29.82 30.63	30.87	30.87	31.22	31.62	31.27	
2	4	BINTI BONYAMIN Hani Farh	MAS	2010		0.90	4:02.88	5.22
		24.88(2) 52.81(2) 1:23.45(2)	1:55.68(2)	2:28.19(2)	3:00.66(2)	3:32.56(2)		
		27.93 30.64 32.23	32.51	32.47	32.47	31.90	30.32	
3	3	ENKHBAT Enkhgerel	MGL	2011			4:24.18	26.52
		27.12(3) 57.96(3) 1:31.90(3)	2:07.05(3)	2:42.19(3)	3:16.92(3)	3:51.29(3)		
		30.84 33.94 35.15	35.14	35.14	34.73	34.37	32.89	

Issued: 25 JUN 2026 at 9:21

Heat 2 of 4

1	4	ZUBAREVA Alena	CM1	2009		0.94	3:17.54	q
		22.50(1) 47.16(1) 1:12.12(1)	1:37.35(2)	2:02.04(1)	2:27.18(1)	2:52.35(1)		
		24.66 24.96 25.23	25.23	24.69	25.14	25.17	25.19	
2	3	FILOGLOU Anna	GRE	2009		0.97	3:20.21	2.67 q
		23.12(4) 47.53(2) 1:12.12(1)	1:37.28(1)	2:02.80(2)	2:28.51(2)	2:54.81(2)		
		24.41 24.59 25.16	25.16	25.52	25.71	26.30	25.40	
3	5	KO Ahyoung	KOR	2004		0.97	3:22.26	4.72 R1
		23.47(5) 47.71(3) 1:12.82(3)	1:38.35(3)	2:04.36(3)	2:30.61(3)	2:56.68(3)		
		24.24 25.11 25.53	25.53	26.01	26.25	26.07	25.58	
4	6	ZHANG Shiyi	CHN	2006			3:26.58	9.04
		22.84(2) 48.14(4) 1:14.14(5)	1:40.39(4)	2:06.64(4)	2:33.57(4)	3:00.30(4)		
		25.30 26.00 26.25	26.25	26.25	26.93	26.73	26.28	
5	2	HEMPLER Emily	GER	2007			3:28.65	11.11
		23.63(6) 48.22(5) 1:14.10(4)	1:40.49(5)	2:07.38(5)	2:34.69(5)	3:01.83(5)		
		24.59 25.88 26.39	26.39	26.89	27.31	27.14	26.82	
6	7	LEE Ru-Yi	TPE	2001		0.90	3:28.96	11.42
		22.89(3) 48.24(6) 1:14.69(6)	1:41.40(6)	2:08.67(6)	2:36.18(6)	3:03.07(6)		
		25.35 26.45 26.71	26.71	27.27	27.51	26.89	25.89	
7	1	IKEDA Sakurako	JPN	2002		0.86	3:33.29	15.75
		24.25(7) 50.54(7) 1:17.21(7)	1:44.74(7)	2:12.17(7)	2:39.80(7)	3:06.98(7)		
		26.29 26.67 27.53	27.53	27.43	27.63	27.18	26.31	
8	8	LEE Jun Hsuen	MAS	2011		0.90	3:56.21	38.67
		24.75(8) 52.58(8) 1:21.59(8)	1:51.76(8)	2:22.97(8)	2:54.59(8)	3:26.25(8)		
		27.83 29.01 30.17	30.17	31.21	31.62	31.66	29.96	

Issued: 25 JUN 2026 at 9:28

Heat 3 of 4

1	4	KUPRESSOVA Elizaveta	CM1	2008		0.98	3:15.55	q
		23.73(2) 48.14(1) 1:12.53(1)	1:37.22(1)	2:01.63(1)	2:26.17(1)	2:51.19(1)		
		24.41 24.39 24.69	24.69	24.41	24.54	25.02	24.36	
2	3	VERGER Anais	FRA	2000			3:18.16	2.61 q
		23.74(3) 48.50(2) 1:12.93(2)	1:37.57(2)	2:02.19(2)	2:26.89(2)	2:51.90(2)		
		24.76 24.43 24.64	24.64	24.62	24.70	25.01	26.26	
3	5	MAGDY HAGRASS Nada	EGY	2005			3:22.14	6.59 q
		24.00(6) 49.20(4) 1:15.35(6)	1:41.56(6)	2:07.01(6)	2:32.85(6)	2:57.99(4)		
		25.20 26.15 26.21	26.21	25.45	25.84	25.14	24.15	
4	7	HORPACSY Hanna Barbara	HUN	2008		0.96	3:22.27	6.72 R2
		24.23(8) 49.49(6) 1:14.98(5)	1:40.58(4)	2:06.03(3)	2:31.71(3)	2:57.43(3)		
		25.26 25.49 25.60	25.60	25.45	25.68	25.72	24.84	
5	2	SZILI Agnes	HUN	2006		0.90	3:23.01	7.46
		23.96(5) 49.31(5) 1:14.89(3)	1:40.54(3)	2:06.58(4)	2:32.51(4)	2:58.39(5)		
		25.35 25.58 25.65	25.65	26.04	25.93	25.88	24.62	
6	6	KALFIDOU Eleni	GRE	2009			3:24.00	8.45
		23.89(4) 48.99(3) 1:14.94(4)	1:40.76(5)	2:06.77(5)	2:32.82(5)	2:58.68(6)		
		25.10 25.95 25.82	25.82	26.01	26.05	25.86	25.32	
7	1	FABIKOVA Zuzana	CZE	2007			3:31.23	15.88
		24.10(7) 50.09(7) 1:16.27(7)	1:43.17(7)	2:10.00(7)	2:37.15(7)	3:04.55(7)		
		25.99 26.18 26.90	26.90	26.83	27.15	27.40	26.68	

25.06.26 9:47 [Signature]

RANK	LANE	SURNAME & NAME	NAT	YEAR	R.T.	TIME	GAP
8	8	INTARAPRASAT Warunee	THA	2009	0.95	3:43.59	28.04
		23.31(1) 51.24(8) 1:19.46(8) 27.93 28.22	1:48.29(8) 28.83	2:18.08(8) 29.79	2:47.75(8) 29.67	3:16.86(8) 29.11	26.73

Issued: 25 JUN 2026 at 9:33

Heat 4 of 4

1	5	YAKOVLEVA Anna	UKR	2008		3:20.38	q
		23.43(3) 48.54(2) 1:14.28(2) 25.11 25.74	1:40.00(2) 25.72	2:05.48(2) 25.48	2:31.01(2) 25.53	2:56.03(1) 25.02	24.35
2	4	HRECHKO Sofila	UKR	2005		3:20.39	0.01 q
		23.17(1) 48.56(3) 1:14.39(4) 25.39 25.83	1:40.44(4) 26.05	2:05.75(3) 25.31	2:31.22(3) 25.47	2:56.35(2) 25.13	24.04
3	6	LEONARDI Anna	ITA	2008	0.94	3:21.54	1.16 q
		23.40(2) 48.22(1) 1:13.57(1) 24.82 25.35	1:38.72(1) 25.15	2:04.34(1) 25.62	2:30.48(1) 26.14	2:56.79(3) 26.31	24.75
4	7	LACUNZA ELIZALDE Irati	ESP	1996	0.91	3:25.31	4.93
		23.57(4) 48.74(4) 1:14.31(3) 25.17 25.57	1:40.30(3) 25.99	2:06.38(4) 26.08	2:32.24(4) 25.86	2:58.61(4) 26.37	26.70
5	2	SCHIKORA Johanna	GER	2002		3:28.26	7.88
		24.92(6) 50.11(5) 1:15.56(5) 25.19 25.45	1:41.36(5) 25.80	2:07.80(5) 26.44	2:34.38(5) 26.58	3:01.39(5) 27.01	26.87
6	8	WOJNAR Julia	AUT	2008		3:43.73	23.35
		24.22(5) 51.04(6) 1:18.97(6) 26.82 27.93	1:47.66(6) 28.69	2:16.35(6) 28.69	2:45.51(6) 29.16	3:14.74(6) 29.23	28.99

NOT CLASSIFIED

3		BAEK Seohyun	KOR	1998		DNF	
1		KRATOCHVILOVA Tereza	CZE	2008		DSQ	

Issued: 25 JUN 2026 at 9:39

25.06.26 9:47 



2026 CMAS World Championship Finswimming Indoor



Results

RANK HEAT LANE SURNAME & NAME NAT YEAR R.T. TIME GAP
50m 100m 150m 200m 250m 300m 350m

Event 9

25 JUN 2026 - 9:15

Women's 400 m SF Heats

WR	3:11.88 HRECHKO Sofia		2005 UKR		Chengdu (CHN)		11 AUG 2025	
WJR	3:12.27 YAKOVLEVA Anna		2008 UKR		Chengdu (CHN)		11 AUG 2025	
1	3	4	KUPRESSOVA Elizaveta	CM1	2008	0.98	3:15.55	q
			48.14 1:12.53 1:37.22 2:01.63 2:26.17 2:51.19					
			23.73 24.41 24.39 24.69 24.41 24.54 25.02				24.36	
2	2	4	ZUBAREVA Alena	CM1	2009	0.94	3:17.54	1.99 q
			47.16 1:12.12 1:37.35 2:02.04 2:27.18 2:52.35				25.17	
			22.50 24.66 24.96 25.23 24.69 25.14 25.17				25.19	
3	3	3	VERGER Anais	FRA	2000		3:18.16	2.61 q
			48.50 1:12.93 1:37.57 2:02.19 2:26.89 2:51.90				25.01	
			23.74 24.76 24.43 24.64 24.70 25.01				26.26	
4	2	3	FILOGLOU Anna	GRE	2009	0.97	3:20.21	4.66 q
			47.53 1:12.12 1:37.28 2:02.80 2:28.51 2:54.81				26.30	
			23.12 24.41 24.59 25.16 25.52 25.71 26.30				25.40	
5	4	5	YAKOVLEVA Anna	UKR	2008		3:20.38	4.83 q
			48.54 1:14.28 1:40.00 2:05.48 2:31.01 2:56.03				25.02	
			23.43 25.11 25.74 25.72 25.48 25.53 25.02				24.35	
6	4	4	HRECHKO Sofia	UKR	2005		3:20.39	4.84 q
			48.56 1:14.39 1:40.44 2:05.75 2:31.22 2:56.35				25.13	
			23.17 25.39 25.83 26.05 25.31 25.47 25.13				24.04	
7	4	6	LEONARDI Anna	ITA	2008	0.94	3:21.54	5.99 q
			48.22 1:13.57 1:38.72 2:04.34 2:30.48 2:56.79				26.31	
			23.40 24.82 25.35 25.15 25.62 26.14 26.31				24.75	
8	3	5	MAGDY HAGRASS Nada	EGY	2005		3:22.14	6.59 q
			49.20 1:15.35 1:41.56 2:07.01 2:32.85 2:57.99				25.14	
			24.00 25.20 26.15 26.21 25.45 25.84 25.14				24.15	
9	2	5	KO Ahyoung	KOR	2004	0.97	3:22.26	6.71 R1
			47.71 1:12.82 1:38.35 2:04.36 2:30.61 2:56.68				26.07	
			23.47 24.24 25.11 25.53 26.01 26.25 26.07				25.58	
10	3	7	HORPACSY Hanna Barbara	HUN	2008	0.96	3:22.27	6.72 R2
			49.49 1:14.98 1:40.58 2:06.03 2:31.71 2:57.43				25.72	
			24.23 25.26 25.49 25.60 25.45 25.68 25.72				24.84	
11	3	2	SZILI Agnes	HUN	2006	0.90	3:23.01	7.46
			49.31 1:14.89 1:40.54 2:06.58 2:32.51 2:58.39				25.88	
			23.96 25.35 25.58 25.65 26.04 25.93 25.88				24.62	
12	3	6	KALFIDOU Eleni	GRE	2009		3:24.00	8.45
			48.99 1:14.94 1:40.76 2:06.77 2:32.82 2:58.68				25.86	
			23.89 25.10 25.95 25.82 26.01 26.05 25.86				25.32	
13	4	7	LACUNZA ELIZALDE Irati	ESP	1996	0.91	3:25.31	9.76
			48.74 1:14.31 1:40.30 2:06.38 2:32.24 2:58.61				26.37	
			23.57 25.17 25.57 25.99 26.08 25.86 26.37				26.70	
14	2	6	ZHANG Shiyi	CHN	2006		3:26.58	11.03
			48.14 1:14.14 1:40.39 2:06.64 2:33.57 3:00.30				26.73	
			22.84 25.30 26.00 26.25 26.93 26.73 26.73				26.28	
15	4	2	SCHIKORA Johanna	GER	2002		3:28.26	12.71
			50.11 1:15.56 1:41.36 2:07.80 2:34.38 3:01.39				27.01	
			24.92 25.19 25.45 25.80 26.44 26.58 27.01				26.87	
16	2	2	HEMPLER Emily	GER	2007		3:28.65	13.10
			48.22 1:14.10 1:40.49 2:07.38 2:34.69 3:01.83				27.14	
			23.63 24.59 25.88 26.39 26.89 27.31 27.14				26.82	
17	2	7	LEE Ru-Yi	TPE	2001	0.90	3:28.96	13.41
			48.24 1:14.69 1:41.40 2:08.67 2:36.18 3:03.07				26.89	
			22.89 25.35 26.45 26.71 27.27 27.51 26.89				25.89	
18	3	1	FABIKOVA Zuzana	CZE	2007		3:31.23	15.88
			50.09 1:16.27 1:43.17 2:10.00 2:37.15 3:04.55				27.40	
			24.10 25.99 26.18 26.90 26.83 27.15 27.40				26.68	
19	2	1	IKEDA Sakurako	JPN	2002	0.86	3:33.29	17.74
			50.54 1:17.21 1:44.74 2:12.17 2:39.80 3:06.98				27.18	
			24.25 26.29 26.67 27.53 27.43 27.63 27.18				26.31	
20	3	8	INTARAPRASAT Warunee	THA	2009	0.95	3:43.59	28.04
			51.24 1:19.46 1:48.29 2:18.08 2:47.75 3:16.86				29.11	
			23.31 27.93 28.22 28.83 29.79 29.67 29.11				26.73	
21	4	8	WOJNAR Julia	AUT	2008		3:43.73	28.18
			51.04 1:18.97 1:47.66 2:16.35 2:45.51 3:14.74				29.23	
			24.22 26.82 27.93 28.69 29.16 29.16 29.23				28.99	
22	2	8	LEE Jun Hsuen	MAS	2011	0.90	3:56.21	40.66
			52.58 1:21.59 1:51.76 2:22.97 2:54.59 3:26.25				31.66	
			24.75 27.83 29.01 30.17 31.21 31.62 31.66				29.96	

25.06.26 9 47

RANK	HEAT	LANE	SURNAME & NAME	NAT	YEAR	R.T.	TIME	GAP
23	1	5	DELA TORRE Allaysa Kate	PHI	2007	0.86	3:57.66	42.11
		24.53	52.23 1:22.05	1:52.68	2:23.55	2:54.77	3:26.39	
			27.70 29.82	30.63	30.87	31.22	31.62	31.27
24	1	4	BINTI BONYAMIN Hani Farh	MAS	2010	0.90	4:02.88	47.33
		24.88	52.81 1:23.45	1:55.68	2:28.19	3:00.66	3:32.56	
			27.93 30.64	32.23	32.51	32.47	31.90	30.32
25	1	3	ENKHBAT Enkhgerel	MGL	2011		4:24.18	1:08.63
		27.12	57.96 1:31.90	2:07.05	2:42.19	3:16.92	3:51.29	
			30.84 33.94	35.15	35.14	34.73	34.37	32.89

NOT CLASSIFIED

4	3		BAEK Seohyun	KOR	1998		DNF	
4	1		KRATOCHVILOVA Tereza	CZE	2008		DSQ	

Issued: 25 JUN 2026 at 9:40

25.06.26 9:47 [Signature]



2026 CMAS World Championship Finswimming Indoor



Results

Event 11
25 JUN 2026 - 10:03

Women's 200 m BF Heats

WR	1:41.42	SENANSZKY Petra	1994	HUN	Volos (GRE)	25 JUN 2016
WJR	1:42.46	PATLASOVA Maria	1999	RUS	Annemasse (FRA)	06 JUL 2016

Heat 1 of 4

RANK	LANE	SURNAME & NAME	NAT	YEAR	R.T.	50m	100m	150m	TIME	GAP
1	4	TUBWONG Kanlayakorn	THA	2011		26.94	56.48 29.54	1:25.92 29.44	1:53.07 27.15	
2	5	SOON Roxanne Hui Nee	MAS	2007		27.78	58.06 30.28	1:29.98 31.92	2:00.71 30.73	7.64
3	3	LIM Abigail Yee May	MAS	2010		28.11	59.56 31.45	1:32.40 32.84	2:03.93 31.53	10.86

Issued: 25 JUN 2026 at 10:08

Heat 2 of 4

1	5	VARNYU Anna Jadviga	HUN	2006	0.88	25.09	52.60 27.51	1:21.14 28.54	1:49.69 28.55		q
2	4	LAMAKH Sofiya	UKR	2005	0.90	27.12	54.19 27.07	1:22.06 27.87	1:50.06 28.00	0.37	R1
3	3	AZZAHRA Raqiel	INA	2003	0.81	25.53	53.40 27.87	1:22.27 28.87	1:50.40 28.13	0.71	
4	2	MAGOGA Viola	ITA	2001	0.79	25.56	53.40 27.84	1:22.54 29.14	1:50.67 28.13	0.98	
5	7	PUSTAHHA Barbara	CRO	2001	0.91	25.69	53.95 28.26	1:23.28 29.33	1:51.32 28.04	1.63	
6	1	SAAVEDRA PEREZ Laura V.	COL	2001		26.34	53.88 27.54	1:22.57 28.69	1:51.68 29.11	1.99	

NOT CLASSIFIED

6		DESTEFANI Giorgia	ITA	2006							ABS
---	--	-------------------	-----	------	--	--	--	--	--	--	-----

Issued: 25 JUN 2026 at 10:13

Heat 3 of 4

1	4	PANTINA Arina	CM1	2006	0.66	25.21	52.74 27.53	1:20.71 27.97	1:48.65 27.94		q
2	5	MARTYNOVA Iana	CM1	2002	0.97	25.83	53.08 27.25	1:21.10 28.02	1:49.17 28.07	0.52	q
3	3	PARK Seonyeong	KOR	2009	0.84	25.41	52.80 27.39	1:21.11 28.31	1:49.62 28.51	0.97	q
4	6	YANG Jiwon	KOR	1995	0.85	25.76	53.90 28.14	1:22.46 28.56	1:50.14 27.68	1.49	R2
5	1	LEIRICH Vanessa	AUT	2004	0.94	26.27	54.26 27.99	1:22.91 28.65	1:52.03 29.12	3.38	
6	7	GALIC Gloria	CRO	2005	0.83	25.37	54.26 28.89	1:24.06 29.80	1:53.38 29.32	4.73	

NOT CLASSIFIED

2		KULYK Alisa	UKR	2008							DSQ
---	--	-------------	-----	------	--	--	--	--	--	--	-----

Issued: 25 JUN 2026 at 10:17

25.06.26 10:29

Heat 4 of 4

RANK	LANE	SURNAME & NAME	NAT	YEAR	R.T.				TIME	GAP	
1	4	JULIEN Camille	FRA	1997	0.87	25.13	52.16 27.03	1:19.88 27.72	1:47.25 27.37		q
2	5	HE Pin-Li	TPE	1996	0.86	25.35	52.40 27.05	1:20.12 27.72	1:47.94 27.82	0.69	q
3	3	DEAGE Albane	FRA	2001	0.92	25.48	52.46 26.98	1:20.23 27.77	1:48.47 28.24	1.22	q
4	6	YANG Ziyan	CHN	2003	0.93	26.30	53.25 26.95	1:20.69 27.44	1:48.65 27.96	1.40	q
5	2	KAPERDA Giolanda	GRE	2006	0.90	25.58	53.25 27.67	1:21.78 28.53	1:50.45 28.67	3.20	
6	7	YOSCUA MARTINEZ Diana S.	COL	2005	0.86	25.35	52.48 27.13	1:21.13 28.65	1:50.51 29.38	3.26	
7	1	DUSKOVA Nela	CZE	2006		26.18	54.34 28.16	1:23.46 29.12	1:52.02 28.56	4.77	
8	8	ENDO Ichika	JPN	2011	0.87	25.49	54.03 28.54	1:24.01 29.98	1:54.68 30.67	7.43	

Issued: 25 JUN 2026 at 10:21

25.06.26 10:29 [Signature]



2026 CMAS World Championship Finswimming Indoor



Results

RANK HEAT LANE SURNAME & NAME NAT YEAR R.T. 50m 100m 150m TIME GAP
Event 11
25 JUN 2026 - 10:03

Women's 200 m BF Heats

WR	1:41.42	SENANSZKY Petra	1994	HUN	Volos (GRE)	25 JUN 2016						
WJR	1:42.46	PATLASOVA Maria	1999	RUS	Annemasse (FRA)	06 JUL 2016						
1	4	4	JULIEN Camille	FRA	1997	0.87	25.13	52.16 27.03	1:19.88 27.72	1:47.25		q
2	4	5	HE Pin-Li	TPE	1996	0.86	25.35	52.40 27.05	1:20.12 27.72	1:47.94	0.69	q
3	4	3	DEAGE Albane	FRA	2001	0.92	25.48	52.46 26.98	1:20.23 27.77	1:48.47	1.22	q
4	3	4	PANTINA Arina	CM1	2006	0.66	25.21	52.74 27.53	1:20.71 27.97	1:48.65	1.40	q
4	4	6	YANG Ziyan	CHN	2003	0.93	26.30	53.25 26.95	1:20.69 27.44	1:48.65	1.40	q
6	3	5	MARTYNOVA Iana	CM1	2002	0.97	25.83	53.08 27.25	1:21.10 28.02	1:49.17	1.92	q
7	3	3	PARK Seonyeong	KOR	2009	0.84	25.41	52.80 27.39	1:21.11 28.31	1:49.62	2.37	q
8	2	5	VARNYU Anna Jadviga	HUN	2006	0.88	25.09	52.60 27.51	1:21.14 28.54	1:49.69	2.44	q
9	2	4	LAMAKH Sofiya	UKR	2005	0.90	27.12	54.19 27.07	1:22.06 27.87	1:50.06	2.81	R1
10	3	6	YANG Jiwon	KOR	1995	0.85	25.76	53.90 28.14	1:22.46 28.56	1:50.14	2.89	R2
11	2	3	AZZAHRA Raqiel	INA	2003	0.81	25.53	53.40 27.87	1:22.27 28.87	1:50.40	3.15	
12	4	2	KAPERDA Giolanda	GRE	2006	0.90	25.58	53.25 27.67	1:21.78 28.53	1:50.45	3.20	
13	4	7	YOSCUA MARTINEZ Diana S.	COL	2005	0.86	25.35	52.48 27.13	1:21.13 28.65	1:50.51	3.26	
14	2	2	MAGOVA Viola	ITA	2001	0.79	25.56	53.40 27.84	1:22.54 29.14	1:50.67	3.42	
15	2	7	PUSTAHILJA Barbara	CRO	2001	0.91	25.69	53.95 28.26	1:23.28 29.33	1:51.32	4.07	
16	2	1	SAAVEDRA PEREZ Laura V.	COL	2001		26.34	53.88 27.54	1:22.57 28.69	1:51.68	4.43	
17	4	1	DUSKOVA Nela	CZE	2006		26.18	54.34 28.16	1:23.46 29.12	1:52.02	4.77	
18	3	1	LEIRICH Vanessa	AUT	2004	0.94	26.27	54.26 27.99	1:22.91 28.65	1:52.03	4.78	
19	1	4	TUBWONG Kanlayakorn	THA	2011		26.94	56.48 29.54	1:25.92 29.44	1:53.07	5.82	
20	3	7	GALIC Gloria	CRO	2005	0.83	25.37	54.26 28.89	1:24.06 29.80	1:53.38	6.13	
21	4	8	ENDO Ichika	JPN	2011	0.87	25.49	54.03 28.54	1:24.01 29.98	1:54.68	7.43	
22	1	5	SOON Roxanne Hui Nee	MAS	2007		27.78	58.06 30.28	1:29.98 31.92	2:00.71	13.46	


25.06.26 10:29 [Signature]

RANK	HEAT	LANE	SURNAME & NAME	NAT	YEAR	R.T.			TIME	GAP
23	1	3	LIM Abigail Yee May	MAS	2010	28.11	59.56	1:32.40	2:03.93	16.68
							31.45	32.84	31.53	

NOT CLASSIFIED

3	2		KULYK Alisa	UKR	2008				DSQ	
2	6		DESTEFANI Giorgia	ITA	2006				ABS	

Issued: 25 JUN 2026 at 10:21

25.06.26 10:29 



2026 CMAS World Championship Finswimming Indoor



Results

RANK	LANE	SURNAME & NAME			NAT	YEAR	R.T.	TIME	GAP
		50m	100m	150m					

Event 10
25 JUN 2026 - 9:39

Men's 400 m SF Heats

WR	2:52.68	KISS Nandor	2005	HUN	Chengdu (CHN)	10 AUG 2025
WJR	2:56.07	KISS Nandor	2005	HUN	Calif (COL)	20 JUL 2022

Heat 1 of 4

1	4	BIN AZMY Muhammad Imann	MAS	2011	0.90	3:34.06	
		24.08(2) 50.26(2) 26.18 1:17.08(2) 26.82		1:44.71(2) 27.63		2:13.26(2) 28.55	2:41.52(2) 28.26
							3:08.56(1) 27.04
							25.50
2	5	TREJO CARRANZA Josue R.	MEX	2007	0.90	3:37.43	3.37
		23.57(1) 48.71(1) 25.14 1:15.62(1) 26.91		1:43.67(1) 28.05		2:12.34(1) 28.67	2:41.46(1) 29.12
							3:10.03(2) 28.57
							27.40
3	3	LOW Hong Liang	MAS	2009	0.89	3:56.77	22.71
		24.53(3) 51.82(3) 27.29 1:21.01(3) 29.19		1:51.06(3) 30.05		2:23.01(3) 31.95	2:55.15(3) 32.14
							3:26.91(3) 31.76
							29.86

Issued: 25 JUN 2026 at 9:47

Heat 2 of 4

1	4	AKENTEV David	CM1	2008	0.94	3:02.33		q
		21.76(6) 44.81(4) 23.05 1:07.41(2) 22.60		1:30.72(2) 23.31		1:53.73(2) 23.01	2:17.60(2) 23.87	2:40.48(1) 22.88
								21.85
								3:02.54
2	5	JIMENEZ Alexander	COL	1993	0.79	3:02.54	0.21	q
		22.04(7) 45.34(7) 23.30 1:08.47(5) 23.13		1:31.55(3) 23.08		1:55.15(3) 23.60	2:18.33(3) 23.18	2:41.46(2) 23.13
								21.08
								3:03.34
3	6	DEGLI ESPOSTI Christian	ITA	2005	0.98	3:03.34	1.01	q
		21.70(5) 44.76(3) 23.06 1:08.04(4) 23.28		1:32.06(4) 24.02		1:55.47(4) 23.41	2:19.15(4) 23.68	2:42.00(4) 22.85
								21.34
								3:04.45
4	3	LEE Seong	KOR	2004		3:04.45	2.12	R2
		21.48(3) 43.69(1) 22.21 1:06.23(1) 22.54		1:29.77(1) 23.54		1:53.25(1) 23.48	2:17.57(1) 24.32	2:41.49(3) 23.92
								22.96
								3:08.59
5	7	SUKUR Ege	TUR	2007	0.98	3:08.59	6.26	
		21.40(1) 44.24(2) 22.84 1:08.03(3) 23.79		1:32.22(5) 24.19		1:56.65(5) 24.43	2:21.21(5) 24.56	2:45.70(5) 24.49
								22.89
								3:09.54
6	1	CHEN Po-Han	TPE	2001	0.94	3:09.54	7.21	
		21.69(4) 45.32(6) 23.63 1:09.09(7) 23.77		1:33.36(7) 24.27		1:57.52(7) 24.16	2:22.00(6) 24.48	2:45.93(6) 23.93
								23.61
								3:11.57
7	2	DANG PHU Quoc	VIE	2006	0.93	3:11.57	9.24	
		21.47(2) 45.06(5) 23.59 1:08.80(6) 23.74		1:32.91(6) 24.11		1:57.24(6) 24.33	2:22.18(7) 24.94	2:46.94(7) 24.76
								24.63

Issued: 25 JUN 2026 at 9:53

Heat 3 of 4

1	4	KOVACS Megyer	HUN	2007	0.96	3:01.44		q
		21.31(3) 44.38(4) 23.07 1:07.57(4) 23.19		1:30.73(3) 23.16		1:54.05(3) 23.32	2:17.21(3) 23.16	2:39.81(2) 22.60
								21.63
								3:01.58
2	3	LEBEAU Antonin	FRA	2007	0.94	3:01.58	0.14	q
		21.46(4) 44.34(3) 22.88 1:07.43(3) 23.09		1:30.67(2) 23.24		1:53.64(2) 22.97	2:16.66(1) 23.02	2:39.27(1) 22.61
								22.31
								3:03.87
3	5	EHAB HELMY Mohab	EGY	2007	0.91	3:03.87	2.43	q AFF
		20.91(1) 44.01(2) 23.10 1:07.08(2) 23.07		1:30.76(4) 23.68		1:54.48(4) 23.72	2:18.15(4) 23.67	2:41.99(4) 23.84
								21.88
								3:05.26
4	6	YOON Youngjoong	KOR	1984	0.96	3:05.26	3.82	
		20.99(2) 43.38(1) 22.39 1:06.36(1) 22.98		1:29.73(1) 23.37		1:53.20(1) 23.47	2:16.98(2) 23.78	2:40.75(3) 23.77
								24.51
								3:07.28
5	2	DRAZBA Filip	POL	2002		3:07.28	5.84	
		22.35(6) 45.46(5) 23.11 1:08.73(5) 23.27		1:32.71(5) 23.98		1:56.35(5) 23.64	2:20.63(6) 24.28	2:43.96(5) 23.33
								23.32
								3:10.02
6	7	CHIU Shao-Hung	TPE	2007	0.97	3:10.02	8.58	
		22.40(7) 45.78(6) 23.38 1:09.19(6) 23.41		1:33.18(6) 23.99		1:56.76(6) 23.58	2:20.52(5) 23.76	2:45.67(6) 25.15
								24.35
								3:10.52
7	1	GAIDA Duncan	GER	2001	0.97	3:10.52	9.08	
		22.14(5) 46.02(7) 23.88 1:09.88(7) 23.86		1:34.34(7) 24.46		1:58.35(7) 24.01	2:22.93(7) 24.58	2:47.17(7) 24.24
								23.35
								3:19.40
8	8	BADILLO ENRIQUEZ Salvado	MEX	1990	0.86	3:19.40	17.96	
		23.28(8) 48.11(8) 24.83 1:13.54(8) 25.43		1:40.81(8) 27.27		2:06.09(8) 25.28	2:30.15(8) 24.06	2:54.83(8) 24.68
								24.57

25.06.26 10:12 [Signature]

Issued: 25 JUN 2026 at 9:58

Heat 4 of 4

RANK	LANE	SURNAME & NAME	NAT	YEAR	R.T.	TIME	GAP
1	4	KISS Nandor	HUN	2005	0.87	2:58.33	q
	20.26(1)	41.57(1) 21.31	1:03.26(1) 21.69	1:25.69(1) 22.43	1:48.54(1) 22.85	2:11.92(1) 23.38	2:35.12(1) 23.21
2	5	LUU NGUYEN DUC Tam	VIE	1997	0.92	3:03.72	5.39 q
	21.60(5)	44.40(5) 22.80	1:07.25(5) 22.85	1:30.51(4) 23.26	1:54.28(4) 23.77	2:17.75(3) 23.47	2:40.96(3) 23.21
3	3	CARONNO Lorenzo	ITA	2001	0.88	3:04.00	5.67 R1
	20.61(2)	42.56(2) 21.95	1:05.18(2) 22.62	1:28.56(2) 23.38	1:51.63(2) 23.07	2:14.86(2) 23.23	2:39.27(2) 24.41
4	6	PAN Zhenhao	CHN	2007	0.96	3:07.11	8.78
	21.61(6)	44.72(6) 23.11	1:08.19(6) 23.47	1:31.91(6) 23.72	1:56.01(6) 24.10	2:20.34(6) 24.33	2:44.63(5) 24.29
5	2	SHCHETOV Kirill	CM1	2008	0.90	3:07.38	9.05
	20.98(3)	43.24(3) 22.26	1:06.15(3) 22.91	1:29.80(3) 23.65	1:53.68(3) 23.88	2:18.21(4) 24.53	2:43.09(4) 24.88
6	1	PLOC Vasilij	CZE	2008	0.95	3:09.39	11.06
	21.54(4)	44.11(4) 22.57	1:07.06(4) 22.95	1:30.70(5) 23.64	1:54.90(5) 24.20	2:19.88(5) 24.98	2:45.15(6) 25.27
7	8	ROJAS GARCIA Mario	ESP	2007	0.97	3:14.09	15.76
	22.11(7)	46.10(7) 23.99	1:10.65(7) 24.55	1:35.61(7) 24.96	2:00.52(7) 24.91	2:25.77(7) 25.25	2:51.31(7) 25.54

NOT CLASSIFIED

7		ALOUJ Mohamed Amine	TUN	2007		DSQ	
---	--	----------------------------	-----	------	--	------------	--

Issued: 25 JUN 2026 at 10:04

25.06.26 10¹² 



2026 CMAS World Championship Finswimming Indoor



Results

RANK	HEAT	LANE	SURNAME & NAME			NAT	YEAR			R.T.	TIME	GAP
			50m	100m	150m		200m	250m	300m			
Event 10												
25 JUN 2026 - 9:39												
Men's 400 m SF Heats												
WR			2:52.68	KISS Nandor			2005	HUN	Chengdu (CHN)		10 AUG 2025	
WJR			2:56.07	KISS Nandor			2005	HUN	Cali (COL)		20 JUL 2022	
1	4	4	KISS Nandor			HUN	2005		0.87	2:58.33		q
		20.26	41.57	1:03.26	1:25.69		1:48.54	2:11.92	2:35.12			
			21.31	21.69	22.43		22.85	23.38	23.20		23.21	
2	3	4	KOVACS Megyer			HUN	2007		0.96	3:01.44	3.11	q
		21.31	44.38	1:07.57	1:30.73		1:54.05	2:17.21	2:39.81			
			23.07	23.19	23.16		23.32	23.16	22.60		21.63	
3	3	3	LEBEAU Antonin			FRA	2007		0.94	3:01.58	3.25	q
		21.46	44.34	1:07.43	1:30.67		1:53.64	2:16.66	2:39.27			
			22.88	23.09	23.24		22.97	23.02	22.61		22.31	
4	2	4	AKENTEV David			CM1	2008		0.94	3:02.33	4.00	q
		21.76	44.81	1:07.41	1:30.72		1:53.73	2:17.60	2:40.48			
			23.05	22.60	23.31		23.01	23.87	22.88		21.85	
5	2	5	JIMENEZ Alexander			COL	1993		0.79	3:02.54	4.21	q
		22.04	45.34	1:08.47	1:31.55		1:55.15	2:18.33	2:41.46			
			23.30	23.13	23.08		23.60	23.18	23.13		21.08	
6	2	6	DEGLI ESPOSTI Christian			ITA	2005		0.98	3:03.34	5.01	q
		21.70	44.76	1:08.04	1:32.06		1:55.47	2:19.15	2:42.00			
			23.06	23.28	24.02		23.41	23.68	22.85		21.34	
7	4	5	LUU NGUYEN DUC Tam			VIE	1997		0.92	3:03.72	5.39	q
		21.60	44.40	1:07.25	1:30.51		1:54.28	2:17.75	2:40.96			
			22.80	22.85	23.26		23.77	23.47	23.21		22.76	
8	3	5	EHAB HELMY Mohab			EGY	2007		0.91	3:03.87	5.54	q AFR
		20.91	44.01	1:07.08	1:30.76		1:54.48	2:18.15	2:41.99			
			23.10	23.07	23.68		23.72	23.67	23.84		21.88	
9	4	3	CARONNO Lorenzo			ITA	2001		0.88	3:04.00	5.67	R1
		20.61	42.56	1:05.18	1:28.56		1:51.63	2:14.86	2:39.27			
			21.95	22.82	23.38		23.07	23.23	24.41		24.73	
10	2	3	LEE Seong			KOR	2004			3:04.45	6.12	R2
		21.48	43.69	1:06.23	1:29.77		1:53.25	2:17.57	2:41.49			
			22.21	22.54	23.54		23.48	24.32	23.92		22.96	
11	3	6	YOON Youngjoong			KOR	1984		0.96	3:05.26	6.93	
		20.99	43.38	1:06.36	1:29.73		1:53.20	2:16.98	2:40.75			
			22.39	22.98	23.37		23.47	23.78	23.77		24.51	
12	4	6	PAN Zhenhao			CHN	2007		0.96	3:07.11	8.78	
		21.61	44.72	1:08.19	1:31.91		1:56.01	2:20.34	2:44.63			
			23.11	23.47	23.72		24.10	24.33	24.29		22.48	
13	3	2	DRAZBA Filip			POL	2002			3:07.28	8.95	
		22.35	45.46	1:08.73	1:32.71		1:56.35	2:20.63	2:43.96			
			23.11	23.27	23.98		23.64	24.28	23.33		23.32	
14	4	2	SHCHETOV Kirill			CM1	2008		0.90	3:07.38	9.05	
		20.98	43.24	1:06.15	1:29.80		1:53.68	2:18.21	2:43.09			
			22.26	22.91	23.65		23.88	24.53	24.88		24.29	
15	2	7	SUKUR Ege			TUR	2007		0.98	3:08.59	10.26	
		21.40	44.24	1:08.03	1:32.22		1:56.65	2:21.21	2:45.70			
			22.84	23.79	24.19		24.43	24.56	24.49		22.89	
16	4	1	PLOC Vasilij			CZE	2008		0.95	3:09.39	11.06	
		21.54	44.11	1:07.06	1:30.70		1:54.90	2:19.88	2:45.15			
			22.57	22.95	23.64		24.20	24.98	25.27		24.24	
17	2	1	CHEN Po-Han			TPE	2001		0.94	3:09.54	11.21	
		21.69	45.32	1:09.09	1:33.36		1:57.52	2:22.00	2:45.93			
			23.63	23.77	24.27		24.16	24.48	23.93		23.61	
18	3	7	CHIU Shao-Hung			TPE	2007		0.97	3:10.02	11.69	
		22.40	45.78	1:09.19	1:33.18		1:56.76	2:20.52	2:45.67			
			23.38	23.41	23.99		23.58	23.76	25.15		24.35	
19	3	1	GAIDA Duncan			GER	2001		0.97	3:10.52	12.19	
		22.14	46.02	1:09.88	1:34.34		1:58.35	2:22.93	2:47.17			
			23.88	23.86	24.46		24.01	24.58	24.24		23.35	
20	2	2	DANG PHU Quoc			VIE	2006		0.93	3:11.57	13.24	
		21.47	45.06	1:08.80	1:32.91		1:57.24	2:22.18	2:46.94			
			23.59	23.74	24.11		24.33	24.94	24.76		24.63	
21	4	8	ROJAS GARCIA Mario			ESP	2007		0.97	3:14.09	15.76	
		22.11	46.10	1:10.65	1:35.61		2:00.52	2:25.77	2:51.31			
			23.99	24.55	24.96		24.91	25.25	25.54		22.78	
22	3	8	BADILLO ENRIQUEZ Salvado			MEX	1990		0.86	3:19.40	21.07	
		23.28	48.11	1:13.54	1:40.81		2:06.09	2:30.15	2:54.83			
			24.83	25.43	27.27		25.28	24.06	24.68		24.57	

25.06.26 10¹²

RANK	HEAT	LANE	SURNAME & NAME	NAT	YEAR	R.T.	TIME	GAP
23	1	4	BIN AZMY Muhammad Imann	MAS	2011	0.90	3:34.06	35.73
		24.08	50.26 1:17.08	1:44.71	2:13.26	2:41.52	3:08.56	
			26.18 26.82	27.63	28.55	28.26	27.04	25.50
24	1	5	TREJO CARRANZA Josue R.	MEX	2007	0.90	3:37.43	39.10
		23.57	48.71 1:15.62	1:43.67	2:12.34	2:41.46	3:10.03	
			25.14 26.91	28.05	28.67	29.12	28.57	27.40
25	1	3	LOW Hong Liang	MAS	2009	0.89	3:56.77	58.44
		24.53	51.82 1:21.01	1:51.06	2:23.01	2:55.15	3:26.91	
			27.29 29.19	30.05	31.95	32.14	31.76	29.86

NOT CLASSIFIED

4 7 **ALOUI Mohamed Amine** TUN 2007 DSQ

Issued: 25 JUN 2026 at 10:05

25.06.26 10¹² *[Signature]*



2026 CMAS World Championship Finswimming Indoor



Results

RANK HEAT LANE SURNAME & NAME NAT YEAR R.T. 50m 100m 150m TIME GAP
Event 12
25 JUN 2026 - 10:19

Men's 200 m BF Heats

WR	1:32.85	KELEN Csepio	2003	HUN	Barcelona (ESP)	12 APR 2025						
WJR	1:34.03	FEDKIN Aleksey	2002	RUS	Istanbul (TUR)	31 JUL 2018						
1	4	4	CSEPLO Kelen	HUN	2003	0.95	22.83	46.90	1:11.10	1:34.94		q
								24.07	24.20	23.84		
2	4	5	ZOSYM Tymofil	UKR	2008	0.86	21.82	45.38	1:10.20	1:35.16	0.22	q
								23.56	24.82	24.96		
3	2	4	KAYA Kaan Efe	TUR	2006	0.86	23.11	47.88	1:11.78	1:35.82	0.88	q
								24.77	23.90	24.04		
4	4	6	ZEMBA David	CZE	2008	0.93	23.09	47.21	1:11.41	1:36.07	1.13	q
								24.12	24.20	24.66		
5	3	4	FEDKIN Aleksei	CM1	2002	0.85	23.38	47.72	1:12.01	1:36.29	1.35	q
								24.34	24.29	24.28		
6	4	2	KORNIEIEV Artem	UKR	2007	0.83	22.01	45.57	1:10.52	1:36.33	1.39	q
								23.56	24.95	25.81		
7	3	5	BALABAN Dmitrii	CM1	2006	0.87	23.52	47.97	1:12.07	1:36.43	1.49	q
								24.45	24.10	24.36		
8	2	5	HESHAM SAFWAT Ahmed	EGY	2005	0.87	23.07	48.04	1:12.96	1:36.47	1.53	q
								24.97	24.92	23.51		
9	3	7	KIM Taewoo	KOR	2005	0.74	21.96	45.82	1:10.80	1:36.64	1.70	R1
								23.86	24.98	25.84		
10	4	7	KROPIDLOWSKI Szymon	POL	2002	0.88	21.66	45.27	1:10.15	1:36.74	1.80	R2
								23.61	24.88	26.59		
11	4	3	HERVA Juho	FIN	2005	0.88	23.11	47.58	1:12.51	1:37.00	2.06	
								24.47	24.93	24.49		
12	2	6	VIVAS IDARRAGA Juan D.	COL	2006	0.87	22.51	47.06	1:12.67	1:37.61	2.67	
								24.55	25.61	24.94		
13	2	3	KIM Minkyung	KOR	2003	0.74	22.91	47.41	1:12.23	1:37.78	2.84	
								24.50	24.82	25.55		
14	3	2	PORCIANI Riccardo	ITA	2004	0.91	21.82	46.91	1:12.58	1:37.81	2.87	
								25.09	25.67	25.23		
15	4	1	JANITS Matus	SVK	2006	0.82	22.68	47.28	1:12.64	1:37.83	2.89	
								24.60	25.36	25.19		
16	3	6	PAVONI Filippo	ITA	2002	0.98	22.60	47.09	1:12.65	1:38.13	3.19	
								24.49	25.56	25.48		
17	2	2	BIRKETT FERAUD William A	ECU	2002	0.91	23.14	48.07	1:13.14	1:38.22	3.28	
								24.93	25.07	25.08		
18	3	1	ROA CARDENAS Samuel	COL	2004	0.83	22.74	47.53	1:13.48	1:39.61	4.67	
								24.79	25.95	26.13		
19	2	7	ROKKOS Angelos	GRE	2007	0.74	21.80	46.53	1:12.81	1:40.38	5.44	
								24.73	26.28	27.57		
20	3	3	NIKOLOPOULOS Alexandros	GRE	2008	0.87	23.41	49.04	1:15.75	1:41.77	6.83	
								25.63	26.71	26.02		
21	4	8	DEANOVIC Filip	CRO	2006	0.90	22.77	48.08	1:15.08	1:42.55	7.61	
								25.31	27.00	27.47		
22	2	1	MILIAUSKAS Majus	LTU	2007	0.88	23.38	50.01	1:16.75	1:43.69	8.75	
								26.63	26.74	26.94		

25.08.26 11:21 [Signature]

RANK	HEAT	LANE	SURNAME & NAME	NAT	YEAR	R.T.				TIME	GAP
23	1	4	AIDAN KOH Ae Bin	MAS	2006	0.92	23.47	50.14	1:19.51	1:48.40	13.46
								26.67	29.37	28.89	
24	1	5	PETRENKO Julius	LTU	2008	0.96	24.34	51.71	1:21.23	1:50.95	16.01
								27.37	29.52	29.72	
25	2	8	ISSAC NG Zi Han	MAS	2009	0.83	26.11	56.80	1:28.80	2:00.77	25.83
								30.69	32.00	31.97	
26	1	3	BAYARMAGNAI Uulengkhuu	MGL	2011		25.12	54.66	1:28.62	2:04.98	30.04
								29.54	33.96	36.36	
NOT CLASSIFIED											
	3	8	PINEDA SANAMARIA Rafael	MEX	2006					ABS	

Issued: 25 JUN 2026 at 10:37

25.06.26 11:21 J.R.



2026 CMAS World Championship Finswimming Indoor



Results

RANK HEAT LANE SURNAME & NAME NAT YEAR R.T. 50m TIME GAP

Event 13
25 JUN 2026 - 10:35

Women's 100 m IM Heats

WR	34.46	ZHU Bao Zhen	1985	CHN	Saint Petersburg (RUS)	24 AUG 2009				
WJR	35.05	YAO Huali	2006	CHN	Phuket (THA)	26 NOV 2023				
1	3	4	YAO Huali	CHN	2006	18.63	36.43 17.80		q	
2	1	4	YOON Miri	KOR	1989	17.67	36.60 18.93	0.17	q	
3	2	3	HAMON Maiwenn	FRA	2003	0.90	17.72	36.90 19.18	0.47	q
4	3	5	HU Yaoyao	CHN	2000		18.52	36.92 18.40	0.49	q
5	2	4	SLISEVA Diana	CM1	2005	0.83	17.83	37.24 19.41	0.81	q
6	2	2	DELIGIANNI Eirini	GRE	1992		18.05	37.28 19.23	0.85	q
7	3	3	ORTEGA GARCIA Nikol D.	COL	2006	0.90	18.66	37.57 18.91	1.14	q
8	1	6	AGUIRRE Camila	COL	2001	0.86	18.20	37.82 19.62	1.39	q
9	2	5	KIM Huiju	KOR	2005		17.91	37.95 20.04	1.52	R1
10	2	6	HRECHYKHINA Yelyzaveta	UKR	2009		18.99	37.99 19.00	1.56	R2
11	1	5	NALBANDIAN Alina	CM1	1998	0.91	18.52	38.02 19.50	1.59	
12	3	6	GUILLE Lola	FRA	2006		18.67	38.25 19.58	1.82	
13	2	7	PLACZEK Lilly	GER	2004	0.87	18.67	38.42 19.75	1.99	
14	1	2	RUETZE Michele	GER	2000	0.97	18.62	38.65 20.03	2.22	
15	3	2	TRAN THI HUYEN Trang	VIE	2000	0.98	18.72	38.83 20.11	2.40	
16	3	7	ROMAN DIAZ Marina	ESP	2004		18.64	39.20 20.56	2.77	
17	3	1	NAZAROVA Maria	EST	2000		19.53	41.21 21.68	4.78	
18	2	1	LEE Jun Hsuen	MAS	2011		25.42	52.35 26.93	15.92	
19	1	1	LIM Abigail Yee May	MAS	2010		24.88	53.03 28.15	16.60	

NOT CLASSIFIED

1	3		KTENA Sofia	GRE	1986				DSQ
1	7		MARCELJA Tina	CRO	2005				ABS

Issued: 25 JUN 2026 at 10:46

25.06.26 11:21



2026 CMAS World Championship Finswimming Indoor



Results

Event 12
25 JUN 2026 - 10:19

Men's 200 m BF Heats

WR	1:32.85	KELEN Csepio		2003	HUN	Barcelona (ESP)		12 APR 2025
WJR	1:34.03	FEDKIN Aleksey		2002	RUS	Istanbul (TUR)		31 JUL 2018

Heat 1 of 4

RANK	LANE	SURNAME & NAME	NAT	YEAR	R.T.	50m	100m	150m	TIME	GAP
1	4	AIDAN KOH Ae Bin	MAS	2006	0.92	23.47	50.14 26.67	1:19.51 29.37	1:48.40 28.89	
2	5	PETRENKO Julius	LTU	2008	0.96	24.34	51.71 27.37	1:21.23 29.52	1:50.95 29.72	2.55
3	3	BAYARMAGNAI Uulenkhuu	MGL	2011		25.12	54.66 29.54	1:28.62 33.96	2:04.98 36.36	16.58

Issued: 25 JUN 2026 at 10:25

Heat 2 of 4

1	4	KAYA Kaan Efe	TUR	2006	0.86	23.11	47.88 24.77	1:11.78 23.90	1:35.82 24.04		q
2	5	HESHAM SAFWAT Ahmed	EGY	2005	0.87	23.07	48.04 24.97	1:12.96 24.92	1:36.47 23.51	0.65	q
3	6	VIVAS IDARRAGA Juan D.	COL	2006	0.87	22.51	47.06 24.55	1:12.67 25.61	1:37.61 24.94	1.79	
4	3	KIM Minkyung	KOR	2003	0.74	22.91	47.41 24.50	1:12.23 24.82	1:37.78 25.55	1.96	
5	2	BIRKETT FERAUD William A	ECU	2002	0.91	23.14	48.07 24.93	1:13.14 25.07	1:38.22 25.08	2.40	
6	7	ROKKOS Angelos	GRE	2007	0.74	21.80	46.53 24.73	1:12.81 26.28	1:40.38 27.57	4.56	
7	1	MILIAUSKAS Majus	LTU	2007	0.88	23.38	50.01 26.63	1:16.75 26.74	1:43.69 26.94	7.87	
8	8	ISSAC NG Zi Han	MAS	2009	0.83	26.11	56.80 30.69	1:28.80 32.00	2:00.77 31.97	24.95	

Issued: 25 JUN 2026 at 10:30

Heat 3 of 4

1	4	FEDKIN Aleksei	CM1	2002	0.85	23.38	47.72 24.34	1:12.01 24.29	1:36.29 24.28		q
2	5	BALABAN Dmitrii	CM1	2006	0.87	23.52	47.97 24.45	1:12.07 24.10	1:36.43 24.36	0.14	q
3	7	KIM Taewoo	KOR	2005	0.74	21.96	45.82 23.86	1:10.80 24.98	1:36.64 25.84	0.35	R1
4	2	PORCIANI Riccardo	ITA	2004	0.91	21.82	46.91 25.09	1:12.58 25.67	1:37.81 25.23	1.52	
5	6	PAVONI Filippo	ITA	2002	0.98	22.60	47.09 24.49	1:12.65 25.56	1:38.13 25.48	1.84	
6	1	ROA CARDENAS Samuel	COL	2004	0.83	22.74	47.53 24.79	1:13.48 25.95	1:39.61 26.13	3.32	
7	3	NIKOLOPOULOS Alexandros	GRE	2008	0.87	23.41	49.04 25.63	1:15.75 26.71	1:41.77 26.02	5.48	

25.06.26

11 21 [Signature]

NOT CLASSIFIED

8 PINEDA SANAMARIA Rafael MEX 2006 ABS

Issued: 25 JUN 2026 at 10:33

Heat 4 of 4

RANK	LANE	SURNAME & NAME	NAT	YEAR	R.T.	TIME	GAP	STATUS	
1	4	CSEPLO Kelen	HUN	2003	0.95	22.83 46.90 24.07	1:11.10 24.20	1:34.94 23.84	q
2	5	ZOSYM Tymofii	UKR	2008	0.86	21.82 45.38 23.56	1:10.20 24.82	1:35.16 24.96	0.22 q
3	6	ZEMBA David	CZE	2008	0.93	23.09 47.21 24.12	1:11.41 24.20	1:36.07 24.66	1.13 q
4	2	KORNIEIEV Artem	UKR	2007	0.83	22.01 45.57 23.56	1:10.52 24.95	1:36.33 25.81	1.39 q
5	7	KROPIDLOWSKI Szymon	POL	2002	0.88	21.66 45.27 23.61	1:10.15 24.88	1:36.74 26.59	1.80 R2
6	3	HERVA Juho	FIN	2005	0.88	23.11 47.58 24.47	1:12.51 24.93	1:37.00 24.49	2.06
7	1	JANITS Matus	SVK	2006	0.82	22.68 47.28 24.60	1:12.64 25.36	1:37.83 25.19	2.89
8	8	DEANOVIC Filip	CRO	2006	0.90	22.77 48.08 25.31	1:15.08 27.00	1:42.55 27.47	7.61

Issued: 25 JUN 2026 at 10:37

25.06.26 11:21 [Signature]



2026 CMAS World Championship Finswimming Indoor



Results

RANK LANE SURNAME & NAME NAT YEAR R.T. 50m TIME GAP
Event 13
 25 JUN 2026 - 10:35

Women's 100 m IM Heats

WR	34.46	ZHU Bao Zhen	1985	CHN	Saint Petersburg (RUS)	24 AUG 2009
WJR	35.05	YAO Huall	2006	CHN	Phuket (THA)	26 NOV 2023

Heat 1 of 3

RANK	LANE	SURNAME & NAME	NAT	YEAR	R.T.	50m	TIME	GAP
1	4	YOON Miri	KOR	1989		17.67	36.60 18.99	q
2	6	AGUIRRE Camila	COL	2001	0.86	18.20	37.82 19.62	1.22 q
3	5	NALBANDIAN Alina	CM1	1998	0.91	18.52	38.02 19.50	1.42
4	2	RUETZE Michele	GER	2000	0.97	18.62	38.65 20.03	2.05
5	1	LIM Abigail Yee May	MAS	2010		24.88	53.03 28.15	16.43

NOT CLASSIFIED

3		KTENA Sofia	GRE	1986			DSQ	
7		MARCELJA Tina	CRO	2005			ABS	

Issued: 25 JUN 2026 at 10:40

Heat 2 of 3

1	3	HAMON Maiwenn	FRA	2003	0.90	17.72	36.90 19.18	q
2	4	SLISEVA Diana	CM1	2005	0.83	17.83	37.24 19.41	0.34 q
3	2	DELIGIANNI Eirini	GRE	1992		18.05	37.28 19.23	0.38 q
4	5	KIM Huiju	KOR	2005		17.91	37.95 20.04	1.05 R1
5	6	HRECHYKHINA Yelyzaveta	UKR	2009		18.99	37.99 19.00	1.09 R2
6	7	PLACZEK Lilly	GER	2004	0.87	18.67	38.42 19.75	1.52
7	1	LEE Jun Hsuen	MAS	2011		25.42	52.35 26.93	15.45

Issued: 25 JUN 2026 at 10:43

Heat 3 of 3

1	4	YAO Huall	CHN	2006		18.63	36.43 17.80	q
2	5	HU Yaoyao	CHN	2000		18.52	36.92 18.40	0.49 q
3	3	ORTEGA GARCIA Nikol D.	COL	2006	0.90	18.66	37.57 18.91	1.14 q
4	6	GUILLE Lola	FRA	2006		18.67	38.25 19.58	1.82
5	2	TRAN THI HUYEN Trang	VIE	2000	0.98	18.72	38.83 20.11	2.40

25.06.26

1121

RANK	LANE	SURNAME & NAME	NAT	YEAR	R.T.	TIME	GAP
6	7	ROMAN DIAZ Marina	ESP	2004	18.64	39.20 20.56	2.77
7	1	NAZAROVA Maria	EST	2000	19.53	41.21 21.68	4.78

Issued: 25 JUN 2026 at 10:46

25.06.26

11²¹



2026 CMAS World Championship Finswimming Indoor



Results

RANK LANE SURNAME & NAME NAT YEAR R.T. 50m TIME GAP
Event 14
 25 JUN 2026 - 10:44

Men's 100 m IM Heats

WR	30.97	SHIN Myeongjun	2001	KOR	Daegu (KOR)	10 DEC 2024
WJR	31.84	SKORJENKO Eugueni	1984	RUS	Eger (HUN)	04 SEP 2001

Heat 1 of 4

RANK	LANE	SURNAME & NAME	NAT	YEAR	R.T.	50m	TIME	GAP
1	4	CASTVEN Lukas	SVK	2001	0.88	17.16	35.23 18.07	
2	3	VARADI Zalan	HUN	2008		17.97	37.55 19.58	2.32
3	7	LAW Yong Aun	MAS	2008		19.06	40.93 21.87	5.70
4	1	LOW Hong Liang	MAS	2009		22.50	46.69 24.19	11.46

NOT CLASSIFIED

2		SESTAK Mihael	CRO	2002			DNF	
6		LIN Chao Chien	TPE	2004			DSQ	
5		ATMAN Derin	TUR	2005			DNS	

Issued: 25 JUN 2026 at 10:50

Heat 2 of 4

1	2	SALAZAR YUSTI Samuel	COL	2009		15.47	32.75 17.28		q
2	5	GORELOV Ivan	CM1	2006	0.87	15.81	32.94 17.13	0.19	q
3	3	STIAZHKIN Andrei	CM1	2002		16.40	33.51 17.11	0.76	R1
4	6	BIANCALANA Fabio	ITA	2005	0.98	16.13	33.87 17.74	1.12	
5	1	ASIN MENES David	ESP	1996		17.02	35.06 18.04	2.31	
6	7	CIMBUREK Daniel	CZE	2004	0.74	16.86	35.12 18.26	2.37	
7	8	DECKY Martin	CZE	2000	0.50	17.02	35.55 18.53	2.80	

NOT CLASSIFIED

4		PARK Tae Ho	KOR	1997			DSQ	
---	--	-------------	-----	------	--	--	------------	--

Issued: 25 JUN 2026 at 10:54

Heat 3 of 4

1	4	GUAN Hanzhi	CHN	2003	0.93	15.61	32.18 16.57		q
2	5	QIN Kangyu	CHN	2009		16.17	32.80 16.63	0.62	q
3	6	LEIPOLD Marek	GER	2006	0.94	15.69	33.02 17.33	0.84	q

25.06.26

11 21

FSWM100MIM-----HEAT-----73A2 1.0

Data Processing and Timing by Microplus - www.microplustiming.com

Report Created THU 25 JUN 2026 at 11:00

Page 1



RANK	LANE	SURNAME & NAME	NAT	YEAR	R.T.	TIME	GAP	
4	7	POPOV Aleksei	EST	2003	0.99	16.07	33.49 17.42	1.31 q
5	3	NGUYEN TIEN Dat	VIE	2003		16.31	33.55 17.24	1.37 R2
6	2	DURAGER Tom	FRA	2005	0.95	16.82	34.10 17.28	1.92
7	8	CHOU Ting-Yi	TPE	1996	0.95	17.20	34.69 17.49	2.51
8	1	HAMON Ewen	FRA	2005		16.85	35.50 18.65	3.32

Issued: 25 JUN 2026 at 10:57

Heat 4 of 4

1	4	SHIN Myeongjun	KOR	2001		15.50	31.34 15.84	q
2	3	TOVAR BOLANOS Marlon V.	COL	1998		15.75	32.78 17.03	1.44 q
3	5	DO DINH Toan	VIE	1997	0.97	16.39	33.70 17.31	2.36
4	2	LOSSNER Niklas	GER	2006	0.66	16.24	34.04 17.80	2.70
5	1	ILIOPOULOS Ioannis	GRE	2004		16.63	34.23 17.60	2.89
6	8	SANTANO PEREZ Jose M.	ESP	2000	0.76	17.22	35.16 17.94	3.82
7	6	KOROMPYLIS Angelos	GRE	2009	0.92	16.58	35.66 19.08	4.32
8	7	SAYDAM Omer Faruk	TUR	1999	0.81	16.88	36.06 19.18	4.72

Issued: 25 JUN 2026 at 10:59

25.06.26 11:21 [Signature]



2026 CMAS World Championship Finswimming Indoor



Results

RANK HEAT LANE SURNAME & NAME NAT YEAR R.T. 50m TIME GAP
Event 14
 25 JUN 2026 - 10:44

Men's 100 m IM Heats

WR WJR	30.97 31.84	SHIN Myeongjun SKORJENKO Eugueni	2001 1984	KOR RUS	Daegu (KOR) Eger (HUN)	10 DEC 2024 04 SEP 2001				
1	4	4	SHIN Myeongjun	KOR	2001	15.50	31.34			
							15.84		q	
2	3	4	GUAN Hanzhi	CHN	2003	0.93	15.61	32.18	0.84	q
								16.57		
3	2	2	SALAZAR YUSTI Samuel	COL	2009		15.47	32.75	1.41	q
								17.28		
4	4	3	TOVAR BOLANOS Marlon V.	COL	1998		15.75	32.78	1.44	q
								17.03		
5	3	5	QIN Kangyu	CHN	2009		16.17	32.80	1.46	q
								16.63		
6	2	5	GORELOV Ivan	CM1	2006	0.87	15.81	32.94	1.60	q
								17.13		
7	3	6	LEIPOLD Marek	GER	2006	0.94	15.69	33.02	1.68	q
								17.33		
8	3	7	POPOV Aleksei	EST	2003	0.99	16.07	33.49	2.15	q
								17.42		
9	2	3	STIAZHKIN Andrei	CM1	2002		16.40	33.51	2.17	R1
								17.11		
10	3	3	NGUYEN TIEN Dat	VIE	2003		16.31	33.55	2.21	R2
								17.24		
11	4	5	DO DINH Toan	VIE	1997	0.97	16.39	33.70	2.36	
								17.31		
12	2	6	BIANCALANA Fabio	ITA	2005	0.98	16.13	33.87	2.53	
								17.74		
13	4	2	LOSSNER Niklas	GER	2006	0.66	16.24	34.04	2.70	
								17.80		
14	3	2	DURAGER Tom	FRA	2005	0.95	16.82	34.10	2.76	
								17.28		
15	4	1	ILIOPOULOS Ioannis	GRE	2004		16.63	34.23	2.89	
								17.60		
16	3	8	CHOU Ting-Yi	TPE	1996	0.95	17.20	34.69	3.35	
								17.49		
17	2	1	ASIN MENES David	ESP	1996		17.02	35.06	3.72	
								18.04		
18	2	7	CIMBUREK Daniel	CZE	2004	0.74	16.86	35.12	3.78	
								18.26		
19	4	8	SANTANO PEREZ Jose M.	ESP	2000	0.76	17.22	35.16	3.82	
								17.94		
20	1	4	CASTVEN Lukas	SVK	2001	0.88	17.16	35.23	3.89	
								18.07		
21	3	1	HAMON Ewen	FRA	2005		16.85	35.50	4.16	
								18.65		
22	2	8	DECKY Martin	CZE	2000	0.50	17.02	35.55	4.21	
								18.53		
23	4	6	KOROMPYLIS Angelos	GRE	2009	0.92	16.58	35.66	4.32	
								19.08		

25.06.26

11 21

RANK	HEAT	LANE	SURNAME & NAME	NAT	YEAR	R.T.	TIME	GAP
24	4	7	SAYDAM Omer Faruk	TUR	1999	0.81	16.88 19.18	4.72
25	1	3	VARADI Zalan	HUN	2008		17.97 19.58	6.21
26	1	7	LAW Yong Aun	MAS	2008		19.06 21.87	9.59
27	1	1	LOW Hong Liang	MAS	2009		22.50 46.69 24.19	15.35
NOT CLASSIFIED								
1	2		SESTAK Mihael	CRO	2002			DNF
2	4		PARK Tae Ho	KOR	1997			DSQ
1	6		LIN Chao Chien	TPE	2004			DSQ
1	5		ATMAN Derin	TUR	2005			DNS

Issued: 25 JUN 2026 at 10:59

25.06.26 11:21 *[Signature]*



2026 CMAS World Championship Finswimming Indoor



Results

RANK LANE NAT RELAY

SURNAME & NAME

YEAR

R.T.

50m

100m

200m

300m

TIME

GAP

Event 16

25 JUN 2026 - 10:56

Men's 4x200 m SF Heats

WR	5:22.94	RUSSIA	RUS	Lignano (ITA)	29 JUL 2014
WJR	5:34.39	RUSSIA	RUS	Chania (GRE)	27 JUN 2017

Heat 1 of 2

RANK	LANE	NAT	RELAY	SURNAME & NAME	YEAR	R.T.	50m	100m	200m	300m	TIME	GAP	MARK
1	4	HUN	HUNGARY	BUKOR Adam	1999	0.97	19.30	40.16	1:02.09	1:24.39	5:34.78		q
				KOVACS Megyer	2007	0.35	18.55	39.20	1:01.32	1:22.70	1:24.39		
				KISS Nandor	2005	0.47	18.08	38.21	59.84	1:21.91	2:47.09		
				MOZSAR Istvan Alex	2000	0.30	18.65	39.82	1:02.68	1:25.78	4:09.00		
2	6	CHN	PEOPLE'S REPUBLIC OF CHINA	PAN Zhenhao	2007	0.95	19.87	40.79	1:02.98	1:25.03	5:44.39	9.61	q
				QU Pengxu	2008	0.48	19.05	39.54	1:01.00	1:24.24	1:25.03		
				LIN Maocan	2005	0.31	19.29	40.31	1:02.62	1:25.44	2:49.27		
				GUAN Hanzhi	2003	0.14	20.05	42.38	1:06.09	1:29.68	4:14.71		
3	3	ITA	ITALY	SPELTA Leonardo	2006	0.94	20.60	42.56	1:05.34	1:27.88	6:02.78	28.00	q
				DEGLI ESPOSTI Christian	2005	0.32	19.26	41.93	1:05.97	1:28.35	1:27.88		
				BIANCALANA Fabio	2005	0.10	23.06	47.14	1:12.17	1:38.75	2:56.23		
				CARONNO Lorenzo	2001	0.09	19.60	41.62	1:04.75	1:27.80	4:34.98		
NOT CLASSIFIED													
5		UKR	UKRAINE	SMISHCHENKO Serhii	2000	0.92	18.73	40.02	1:04.06	1:28.50	DSQ		
				KUZMENKO Oleksandr	2005	0.34	19.20	40.12	1:02.25	1:24.84	1:28.50		
				HORA Vitalii	2004	0.33	18.75	39.74	1:01.85	1:24.88	2:53.34		
				ZAKHAROV Oleksii	2001	- 0.03					4:18.22		
2		GRE	GREECE										

ABS

Issued: 25 JUN 2026 at 11:12

Heat 2 of 2

RANK	LANE	NAT	RELAY	SURNAME & NAME	YEAR	R.T.	50m	100m	200m	300m	TIME	GAP	MARK
1	4	CM1	CMAS1	KHUDYSHKIN Aleksandr	2002	0.93	19.74	40.83	1:03.23	1:25.54	5:39.36		q
				MARKOV Vladislav	2007	0.15	19.58	41.04	1:03.65	1:26.71	1:25.54		
				PARINOV Kirill	2010	0.34	18.74	40.13	1:02.42	1:24.76	2:52.25		
				MARKOVIN Ratmir	2007	0.27	18.23	39.18	1:00.09	1:22.35	4:17.01		
2	5	KOR	REPUBLIC OF KOREA	PARK Heemang	2007	0.93	19.81	41.38	1:03.57	1:26.28	5:55.30	15.94	q
				HA Seungwoo	2005	0.10	21.17	44.10	1:08.04	1:31.65	1:26.28		
				JANG Hyounggho	1986	0.45	20.10	42.27	1:05.62	1:29.29	2:57.93		
				LEE Seong	2004	0.68	20.92	42.54	1:05.17	1:28.08	4:27.22		
3	2	CZE	CZECHIA	ZEMBA David	2008		25.04	51.62	1:18.56	1:45.29	5:55.30		
				DECKY Martin	2000	0.49	21.25	44.90	1:10.18	1:36.17	6:43.60	1:04.24	q
				CIMBUREK Daniel	2004	0.67	24.08	49.99	1:17.34	1:44.60	1:45.29		
				PLOC Vasilij	2008	0.82	20.95	44.30	1:10.35	1:37.54	3:21.46		
4	7	MAS	MALAYSIA	ELSON KOH Ae Shang	2008	0.95	24.42	50.90	1:19.50	1:47.89	5:06.06		
				TOH Ethan	2009	0.73	24.03	51.07	1:20.28	1:47.97	6:43.60		
				BIN AZMY Muhammad Imann	2011	0.63	22.99	49.17	1:15.80	1:41.89	7:17.63	1:38.27	q
				ISSAC NG Zi Han	2009	0.47	25.43	57.19	1:30.44	1:59.88	1:47.89		
5	3	VIE	VIETNAM	LUU NGUYEN DUC Tam	1997		27.50	57.44	1:29.15	1:58.11	5:17.75		
				NGUYEN HUY Anh	2007	0.07	21.42	46.24	1:12.70	1:38.72	7:36.32	1:56.96	q
				NGUYEN TIEN Dat	2003	0.76	32.26	50.00	1:42.36	2:15.49	1:58.11		
				DANG PHU Quoc	2006	0.70	23.45	50.00	1:17.22	1:44.00	3:36.83		
NOT CLASSIFIED													
6		COL	COLOMBIA										

ABS

Issued: 25 JUN 2026 at 11:22

25.06.26 11 28

FSWM4X200MSF-----HEAT-----_73B2 1.0

Data Processing and Timing by Microplus - www.microplustiming.com

Report Created THU 25 JUN 2026 at 11:22

Page 1





2026 CMAS World Championship Finswimming Indoor



Results

RANK HEAT LANE NAT RELAY SURNAME & NAME R.T. YEAR 50m 100m 200m 300m TIME GAP

Event 16
25 JUN 2026 - 10:56

Men's 4x200 m SF Heats

WR	WJR	5:22.94	RUSSIA	RUS	Lignano (ITA)	29 JUL 2014	
		5:34.39	RUSSIA	RUS	Chania (GRE)	27 JUN 2017	
1	1	4	HUN HUNGARY	BUKOR Adam	1999 0.97 19.30 40.16 1:02.09 1:24.39	5:34.78	
				KOVACS Megyer	2007 0.35 18.55 39.20 1:01.32 1:22.70	1:24.39	q
				KISS Nandor	2005 0.47 18.08 38.21 59.84 1:21.91	2:47.09	
2	2	4	CM1 CMAS1	MOZSAR Istvan Alex	2000 0.30 18.65 39.82 1:02.68 1:25.78	4:09.00	
				KHUDYSHKIN Aleksandr	2002 0.93 19.74 40.83 1:03.23 1:25.54	5:39.36	4.58 q
				MARKOV Vladislav	2007 0.15 19.58 41.04 1:03.65 1:26.71	1:25.54	
				PARINOV Kirill	2010 0.34 18.74 40.13 1:02.42 1:24.76	2:52.25	
3	1	6	CHN PEOPLE'S REPUBLIC OF CHINA	MARKOVIN Ratmir	2007 0.27 18.23 39.18 1:00.09 1:22.35	4:17.01	
				PAN Zhenhao	2007 0.95 19.87 40.79 1:02.98 1:25.03	5:44.39	9.61 q
				QU Pengxu	2008 0.48 19.05 39.54 1:01.00 1:24.24	1:25.03	
				LIN Maocan	2005 0.31 19.29 40.31 1:02.62 1:25.44	2:49.27	
4	2	5	KOR REPUBLIC OF KOREA	GUAN Hanzhi	2003 0.14 20.05 42.38 1:06.09 1:29.68	4:14.71	
				PARK Heemang	2007 0.93 19.81 41.38 1:03.57 1:26.28	5:44.39	20.52 q
				HA Seungwoo	2005 0.10 21.17 44.10 1:08.04 1:31.65	1:26.28	
				JANG Hyounggho	1986 0.45 20.10 42.27 1:05.62 1:29.29	2:57.93	
				LEE Seong	2004 0.68 20.92 42.54 1:05.17 1:28.08	4:27.22	
5	1	3	ITA ITALY	SPELTA Leonardo	2006 0.94 20.60 42.56 1:05.34 1:27.88	5:55.30	
				DEGLI ESPOSTI Christian	2005 0.32 19.26 41.93 1:05.97 1:28.35	6:02.78	28.00 q
				BIANCALANA Fabio	2005 0.10 23.06 47.14 1:12.17 1:38.75	1:27.88	
				CARONNO Lorenzo	2001 0.09 19.60 41.62 1:04.75 1:27.80	2:56.23	
6	2	2	CZE CZECHIA	ZEMBA David	2008 25.04 51.62 1:18.56 1:45.29	4:34.98	
				DECKY Martin	2000 0.49 21.25 44.90 1:10.18 1:36.17	6:02.78	1:08.82 q
				CIMBUREK Daniel	2004 0.67 24.08 49.99 1:17.34 1:44.60	1:45.29	
				PLOC Vasilij	2008 0.82 20.95 44.30 1:10.35 1:37.54	3:21.46	
7	2	7	MAS MALAYSIA	ELSON KOH Ae Shang	2008 0.95 24.42 50.90 1:19.50 1:47.89	5:06.06	
				TOH Ethan	2009 0.73 24.03 51.07 1:20.28 1:47.97	6:43.60	1:42.85 q
				BIN AZMY Muhammad Imann	2011 0.63 22.99 49.17 1:15.80 1:41.89	7:17.63	
				ISSAC NG Zi Han	2009 0.47 25.43 57.19 1:30.44 1:59.88	3:35.86	
8	2	3	VIE VIETNAM	LUU NGUYEN DUC Tam	1997 27.50 57.44 1:29.15 1:58.11	5:17.75	
				NGUYEN HUY Anh	2007 0.07 21.42 46.24 1:12.70 1:38.72	7:17.63	2:01.54 q
				NGUYEN TIEN Dat	2003 0.76 32.26 1:06.65 1:42.36 2:15.49	1:58.11	
				DANG PHU Quoc	2006 0.70 23.45 50.00 1:17.22 1:44.00	3:36.83	
						5:52.32	
						7:36.32	
NOT CLASSIFIED							
1	5		UKR UKRAINE	SMISHCHENKO Serhii	2000 0.92 18.73 40.02 1:04.06 1:28.50	DSQ	
				KUZMENKO Oleksandr	2005 0.34 19.20 40.12 1:02.25 1:24.84	1:28.50	
				HORA Vitalii	2004 0.33 18.75 39.74 1:01.85 1:24.88	2:53.34	
				ZAKHAROV Oleksii	2001 - 0.03	4:18.22	
2	6		COL COLOMBIA				
1	2		GRE GREECE				

Issued: 25 JUN 2026 at 11:22

25.06.26

11 28

[Signature]

FSWM4X200MSF-----HEAT-----74B 1.0

Data Processing and Timing by Microplus - www.microplustiming.com
Report Created THU 25 JUN 2026 at 11:22





2026 CMAS World Championship Finswimming Indoor



Results

RANK HEAT LANE SURNAME & NAME
Event 111
25 JUN 2026 - 17:00

NAT YEAR R.T. 50m 100m 150m TIME GAP

Women's 200 m BF Final

WR	WJR	1:41.42	SENANSZKY Petra	1994	HUN	Volos (GRE)	25 JUN 2016				
		1:42.46	PATLASOVA Maria	1999	RUS	Annemasse (FRA)	06 JUL 2016				
1	1	2	PANTINA Arina	CM1	2006	24.11	50.23 26.12	1:17.31 27.08	1:44.56	Gold	
2	1	8	VARNYU Anna Jadviga	HUN	2006	0.86	24.87	51.59 26.72	1:18.73 27.14	1:45.05	0.49 Silver
3	1	5	HE Pin-Li	TPE	1996	0.88	25.32	52.17 26.85	1:19.42 27.25	1:46.34	1.78 Bronze
4	1	4	JULIEN Camille	FRA	1997	0.85	24.73	51.13 26.40	1:18.06 26.93	1:46.43	1.87
5	1	7	MARTYNOVA Iana	CM1	2002	0.94	25.39	51.75 26.36	1:19.07 27.32	1:46.49	1.93
6	1	3	DEAGE Albane	FRA	2001	0.90	25.21	52.12 26.91	1:19.79 27.67	1:47.58	3.02
7	1	1	PARK Seonyeong	KOR	2009	0.85	25.33	52.48 27.15	1:20.38 27.90	1:48.83	4.27
8	1	6	YANG Ziyan	CHN	2003	0.95	27.14	54.37 27.23	1:22.11 27.74	1:50.31	5.75

Issued: 25 JUN 2026 at 17:05

25.06.26 17:17



2026 CMAS World Championship Finswimming Indoor



Results

RANK HEAT LANE SURNAME & NAME
Event 112
25 JUN 2026 - 17:05

NAT YEAR R.T. 50m 100m 150m TIME GAP

Men's 200 m BF Final

WR	WJR	1:32.85	KELEN Cseplo	2003	HUN	Barcelona (ESP)	12 APR 2025				
		1:34.03	FEDKIN Aleksey	2002	RUS	Istanbul (TUR)	31 JUL 2018				
1	1	4	CSEPLO Kelen	HUN	2003	0.93	22.12	45.84	1:09.99	1:33.22	Gold
								23.72	24.15	23.23	
2	1	2	FEDKIN Aleksei	CM1	2002	0.82	21.82	45.21	1:09.19	1:33.78	0.56 Silver
								23.39	23.98	24.59	
3	1	5	ZOSYM Tymofii	UKR	2008	0.89	22.31	46.04	1:10.40	1:34.92	1.70 Bronze
								23.73	24.36	24.52	
4	1	1	BALABAN Dmitrii	CM1	2006	0.84	22.00	45.89	1:10.02	1:35.21	1.99
								23.89	24.13	25.19	
5	1	3	KAYA Kaan Efe	TUR	2006	0.85	22.07	45.47	1:09.93	1:35.32	2.10
								23.40	24.46	25.39	
6	1	6	ZEMBA David	CZE	2008	0.90	23.25	47.41	1:11.69	1:35.46	2.24
								24.16	24.28	23.77	
7	1	7	KORNIEIEV Artem	UKR	2007	0.81	22.12	45.91	1:10.76	1:36.58	3.36
								23.79	24.85	25.82	
8	1	8	HESHAM SAFWAT Ahmed	EGY	2005	0.81	22.78	48.10	1:15.18	1:41.69	8.47
								25.32	27.08	26.51	

Issued: 25 JUN 2026 at 17:12

25.06.26 17:18



2026 CMAS World Championship Finswimming Indoor



Results

RANK HEAT LANE SURNAME & NAME NAT YEAR R.T. 50m TIME GAP
Event 113
 25 JUN 2026 - 17:17

Women's 100 m IM Final

WR	WJR	34.46	ZHU Bao Zhen	1985	CHN	Saint Petersburg (RUS)	24 AUG 2009
		35.05	YAO Huali	2006	CHN	Phuket (THA)	26 NOV 2023
1	1	4	YAO Huali	CHN	2006	17.11	34.88 Gold
2	1	6	HU Yaoyao	CHN	2000	0.89 17.39	36.36 1.48 Silver
3	1	2	SLISEVA Diana	CM1	2005	0.93 17.33	36.40 1.52 Bronze
4	1	5	YOON Miri	KOR	1989	0.95 17.49	36.49 1.61
5	1	1	ORTEGA GARCIA Nikol D.	COL	2006	17.85	36.70 1.82
6	1	3	HAMON Maiwenn	FRA	2003	17.73	36.88 2.00
7	1	8	AGUIRRE Camila	COL	2001	18.14	37.71 2.83
8	1	7	DELIGIANNI Eirini	GRE	1992	0.84 18.26	37.84 2.96

Issued: 25 JUN 2026 at 17:25

25.06.26

17²⁹



2026 CMAS World Championship Finswimming Indoor



Results

RANK HEAT LANE SURNAME & NAME NAT YEAR R.T. 50m TIME GAP
Event 114
 25 JUN 2026 - 17:29

Men's 100 m IM Final

WR	WJR	30.97	SHIN Myeongjun								
		31.84	SKORJENKO Eugueni		2001	KOR	Daegu (KOR)				10 DEC 2024
					1984	RUS	Eger (HUN)				04 SEP 2001
1	1	4	SHIN Myeongjun	KOR	2001			14.75	30.70	Gold	WR-A
									15.95		
2	1	5	GUAN Hanzhi	CHN	2003			15.48	31.94	1.24 Silver	
									16.46		
3	1	2	QIN Kangyu	CHN	2009			15.50	32.06	1.36 Bronze	
									16.56		
4	1	6	TOVAR BOLANOS Marlon V.	COL	1998			15.50	32.47	1.77	
									16.97		
5	1	3	SALAZAR YUSTI Samuel	COL	2009			15.53	32.63	1.93	
									17.10		
6	1	7	GORELOV Ivan	CMR	2006			15.93	33.08	2.38	
									17.15		
7	1	8	POPOV Aleksei	EST	2003			16.12	33.15	2.45	
									17.03		
8	1	1	LEIPOLD Marek	GER	2006			15.90	33.20	2.50	
									17.30		

25.06.26 17:45





2026 CMAS World Championship Finswimming Indoor



Results

RANK HEAT LANE NAT RELAY SURNAME & NAME YEAR R.T. 50m 100m 200m 300m TIME GAP

Event 115
25 JUN 2026 - 17:41

Women's 4x200 m SF Final

WR WJR	5:49.86 6:04.05	CMAS1 RUSSIA	CM1 RUS	Tomsk (RUS) Istanbul (TUR)	07 JUL 2021 01 AUG 2018
1	1	6	CHN PEOPLE'S REPUBLIC OF CHINA		
			WANG Kaili	2008 0.83 21.20 43.75 1:07.27 1:31.43	6:07.43 Gold
			SHU Chengjing	1996 0.17 20.62 43.82 1:08.01 1:32.39	1:31.43
			XU Yichuan	1992 0.00 20.81 43.48 1:05.68 1:30.43	3:03.82
			YAO Huali	2006 0.00 21.10 44.56 1:09.16 1:33.18	4:34.25
2	1	2	GER GERMANY		
			GAWENDA Lara	2005 0.93 21.73 45.02 1:10.03 1:33.72	6:14.34 6.91 Silver
			KOHLER Nina	2004 0.09 20.24 43.28 1:07.72 1:33.70	1:33.72
			RICHTER Franca	2005 0.42 20.85 44.34 1:09.03 1:33.84	3:07.42
			RUETZE Michele	2000 0.29 20.43 43.23 1:07.65 1:33.08	4:41.26
3	1	7	GRE GREECE		
			TELIOUSI Ifigeneia	2008 0.88 20.54 43.78 1:07.18 1:31.25	6:14.88 7.45 Bronze
			KALFIDOU Eleni	2009 0.33 21.24 44.70 1:09.88 1:36.13	1:31.25
			DELIGIANNI Eirini	1992 0.28 20.38 43.36 1:08.35 1:33.42	3:07.38
			FILOGLOU Anna	2009 0.55 21.71 44.83 1:09.45 1:34.08	4:40.80
4	1	1	ITA ITALY		
			BRUNI Giulia	2008 0.91 22.00 45.56 1:10.62 1:35.65	6:18.67 11.24
			RAFFAETA' Anna	2009 0.01 20.53 43.97 1:09.22 1:35.00	1:35.65
			DESTEFANI Giorgia	2006 0.05 21.00 44.15 1:09.16 1:33.71	3:10.65
			LEONARDI Anna	2008 0.30 21.32 44.65 1:09.82 1:34.31	4:44.36
5	1	8	MAS MALAYSIA		
			SOON Roxanne Hui Nee	2007 0.94 24.33 51.87 1:21.99 1:51.39	7:32.35 1:24.92
			LEE Jun Hsuen	2011 0.73 25.05 54.01 1:24.51 1:54.37	1:51.39
			BINTI BONYAMIN Hani Farh	2010 0.58 23.74 51.45 1:21.65 1:51.74	3:45.76
			SHAIFUL ANUAR Shaiful Ad	2010 0.90 24.48 53.55 1:24.62 1:54.85	5:37.50
					7:32.35
NOT CLASSIFIED					
1	4	CM1 CMAS1			
			MIKHAYLUSHKINA Ekaterina	2001 0.88 21.00 42.78 1:05.82 1:29.49	DSQ 1:29.49
			MARKINA Vlada	2003 0.62 20.70 42.99 1:06.01 1:29.70	2:59.19
			ZUBAREVA Alena	2009 - 0.01	
			NALBANDIAN Alina	1998	
1	3	KOR REPUBLIC OF KOREA			
			YANG Hyeonji	2005 0.82 20.89 43.46 1:06.80 1:30.39	DSQ 1:30.39
			LEE Yumin	2007 0.49 20.24 41.89 1:05.65 1:30.84	3:01.23
			SHIN Jay	2009 - 0.12	
			LEE Eun Seo	2001	
1	5	UKR UKRAINE			
			HRECHYKHINA Yelyzaveta	2009	DSQ
			MAKARENKO Anastasiia	2006 - 0.01 21.80 44.48 1:08.19 1:31.43	1:31.43
			YAKOVLEVA Anna	2008	
			HRECHKO Sofiiia	2005	

Issued: 25 JUN 2026 at 18:06

25.06.26 18:17



2026 CMAS World Championship Finswimming Indoor



Results

RANK	LANE	SURNAME & NAME			NAT	YEAR			R.T.	TIME	GAP
	50m	100m	150m	200m	250m	300m	350m				

Event 17
26 JUN 2026 - 9:15

Women's 400 m BF Heats

WR	3:44.65	HRASKOVA Zuzana	1999	SVK	Ioannina (GRE)	29 JUN 2019
WJR	3:46.00	PANTINA Arina	2006	RUS	Lignano (ITA)	17 JUN 2021

Heat 1 of 3

1	4	VARNYU Anna Jadviga	HUN	2006	0.91	3:56.08	q			
		26.56(1)	55.73(1)	1:25.36(1)	1:55.11(1)	2:25.19(1)	2:55.68(1)	3:26.59(1)	29.49	
			29.17	29.63	29.75	30.08	30.49	30.91		
2	5	DEAGE Albane	FRA	2001	0.91	3:56.74	0.66	q		
		26.83(2)	55.87(2)	1:25.65(2)	1:55.80(2)	2:25.63(2)	2:56.03(2)	3:26.69(2)	30.05	
			29.04	29.78	30.15	29.83	30.40	30.66		
3	3	YANG Ziyun	CHN	2003	0.95	3:57.30	1.22	R2		
		28.19(4)	57.27(4)	1:26.94(4)	1:56.86(3)	2:27.28(3)	2:57.91(3)	3:27.99(3)	29.31	
			29.08	29.67	29.92	30.42	30.63	30.08		
4	6	KULYK Alisa	UKR	2008	0.97	3:58.86	2.78			
		26.87(3)	55.92(3)	1:26.30(3)	1:56.89(4)	2:27.54(4)	2:58.30(4)	3:29.30(4)	29.56	
			29.05	30.38	30.59	30.65	30.76	31.00		
5	2	TUBWONG Kanlayakorn	THA	2011	0.91	4:03.15	7.07			
		28.56(5)	58.97(5)	1:30.15(5)	2:00.95(5)	2:31.79(5)	3:02.89(5)	3:33.90(5)	31.01	29.25
			30.41	31.18	30.80	30.84	31.10	31.01		

NOT CLASSIFIED

7		LEE Jun Hsuen	MAS	2011				ABS
---	--	----------------------	-----	------	--	--	--	------------

Issued: 26 JUN 2026 at 9:21

Heat 2 of 3

1	4	DOROGAVTSEVA Sofia	CM1	2008	0.94	3:53.32	q			
		26.40(2)	55.15(2)	1:24.87(1)	1:54.71(1)	2:24.03(1)	2:54.16(1)	3:24.01(1)	29.85	
			29.75	29.72	29.84	29.32	30.13	30.13		
2	3	LEIRICH Vanessa	AUT	2004	0.91	3:55.78	2.46	q		
		27.18(4)	56.10(3)	1:25.56(3)	1:55.35(3)	2:25.12(2)	2:55.34(2)	3:25.66(2)	30.12	
			28.82	29.46	29.79	29.77	30.22	30.32		
3	1	PARK Seonyeong	KOR	2009	0.86	3:56.82	3.50	R1		
		26.33(1)	55.06(1)	1:24.99(2)	1:55.17(2)	2:25.72(3)	2:56.45(3)	3:26.95(3)	29.87	
			28.73	29.83	30.18	30.55	30.73	30.50		
4	7	KAPERDA Giolanda	GRE	2006	0.96	3:58.90	5.58			
		26.78(3)	56.34(5)	1:26.50(4)	1:57.45(4)	2:27.79(4)	2:58.94(4)	3:29.36(4)	30.42	29.54
			29.56	30.16	30.95	30.34	31.15	30.42		
5	6	DUSKOVA Nela	CZE	2006	0.85	4:01.49	8.17			
		28.28(6)	58.00(6)	1:27.79(6)	1:58.36(6)	2:29.34(6)	3:00.54(5)	3:31.24(5)	30.25	
			29.72	29.79	30.57	30.98	31.20	30.70		
6	2	GAWENDA Lara	GER	2005	0.87	4:04.30	10.98			
		27.28(5)	56.27(4)	1:26.51(5)	1:57.48(5)	2:29.16(5)	3:01.19(6)	3:33.41(6)	30.89	
			28.99	30.24	30.97	31.68	32.03	32.22		
7	5	YANG Jiwon	KOR	1995	0.90	4:21.49	28.17			
		29.46(7)	1:01.29(7)	1:33.44(7)	2:06.53(7)	2:40.26(7)	3:13.79(7)	3:48.10(7)	34.31	33.39
			31.83	32.15	33.09	33.73	33.53	34.31		

Issued: 26 JUN 2026 at 9:28

Heat 3 of 3

1	4	PANTINA Arina	CM1	2006	0.67	3:53.73	q			
		26.53(1)	56.04(1)	1:26.07(2)	1:55.86(2)	2:25.92(2)	2:55.46(2)	3:24.86(2)	28.87	
			29.51	30.03	29.79	30.06	29.54	29.40		
2	3	LAMAKH Sofiya	UKR	2005	0.89	3:54.23	0.50	q		
		27.51(5)	56.29(2)	1:26.05(1)	1:55.67(1)	2:25.78(1)	2:55.21(1)	3:24.85(1)	29.38	
			28.78	29.76	29.62	30.11	29.43	29.64		
3	2	SAAVEDRA PEREZ Laura V.	COL	2001	0.84	3:55.29	1.56	q AMR		
		28.17(6)	56.97(5)	1:26.35(3)	1:56.20(3)	2:26.08(3)	2:55.63(3)	3:25.41(3)	29.88	
			28.80	29.38	29.85	29.88	29.55	29.78		
4	5	HE Pin-Li	TPE	1996	0.90	3:56.77	3.04	q		
		27.22(3)	56.87(3)	1:26.79(4)	1:56.94(4)	2:26.26(4)	2:56.90(4)	3:27.68(4)	30.78	29.09
			29.65	29.92	30.15	29.32	30.64	30.78		

26.06.26 9:50 [Signature]

RANK	LANE	SURNAME & NAME	NAT	YEAR	R.T.	TIME	GAP
5	6	YOSCUA MARTINEZ Diana S.	COL	2005			
		27.46(4) 57.05(6) 1:27.02(5)	1:57.35(5)	2:27.00(5)	2:57.41(5)	3:27.78(5)	3:57.48
		29.59 29.97	30.33	29.65	30.41	30.37	3.75
6	7	ENDO Ichika	JPN	2011			
		27.03(2) 56.94(4) 1:27.73(6)	1:58.96(6)	2:30.10(6)	3:01.72(6)	3:33.53(6)	4:04.93
		29.91 30.79	31.23	31.14	31.62	31.81	11.20
NOT CLASSIFIED							
	1	SOON Roxanne Hui Nee	MAS	2007			
						31.40	ABS

Issued: 26 JUN 2026 at 9:36

26.06.26 9:50 [Signature]



2026 CMAS World Championship Finswimming Indoor



Results

RANK	HEAT	LANE	SURNAME & NAME	NAT	YEAR	R.T.	TIME	GAP
		50m	100m	150m	200m	250m	300m	350m

Event 17
26 JUN 2026 - 9:15

Women's 400 m BF Heats

WR	WJR	3:44.65	HRASKOVA Zuzana	1999	SVK	Ioannina (GRE)	29 JUN 2019	
		3:46.00	PANTINA Arina	2006	RUS	Lignano (ITA)	17 JUN 2021	
1	2	4	DOROGAVTSEVA Sofia	CM1	2008	0.94	3:53.32	
		26.40	55.15	1:24.87	1:54.71	2:24.03	2:54.16	
			28.75	29.72	29.84	29.32	30.13	
2	3	4	PANTINA Arina	CM1	2006	0.67	3:53.73	0.41
		26.53	56.04	1:26.07	1:55.86	2:25.92	2:55.46	
			29.51	30.03	29.79	30.06	29.54	
3	3	3	LAMAKH Sofiya	UKR	2005	0.89	3:54.23	0.91
		27.51	56.29	1:26.05	1:55.67	2:25.78	2:55.21	
			28.78	29.76	29.62	30.11	29.43	
4	3	2	SAAVEDRA PEREZ Laura V.	COL	2001	0.84	3:55.29	1.97
		28.17	56.97	1:26.35	1:56.20	2:26.08	2:55.63	
			28.80	29.38	29.85	29.88	29.55	
5	2	3	LEIRICH Vanessa	AUT	2004	0.91	3:55.78	2.46
		27.18	56.10	1:25.56	1:55.35	2:25.12	2:55.34	
			28.92	29.46	29.79	29.77	30.22	
6	1	4	VARNYU Anna Jadviga	HUN	2006	0.91	3:56.08	2.76
		26.56	55.73	1:25.36	1:55.11	2:25.19	2:55.68	
			29.17	29.63	29.75	30.08	30.49	
7	1	5	DEAGE Albane	FRA	2001	0.91	3:56.74	3.42
		26.83	55.87	1:25.65	1:55.80	2:25.63	2:56.03	
			29.04	29.78	30.15	29.83	30.40	
8	3	5	HE Pin-LI	TPE	1996	0.90	3:56.77	3.45
		27.22	56.87	1:26.79	1:56.94	2:26.26	2:56.90	
			29.65	29.92	30.15	29.32	30.64	
9	2	1	PARK Seonyeong	KOR	2009	0.86	3:56.82	3.50
		26.33	55.06	1:24.99	1:55.17	2:25.72	2:56.45	
			28.73	29.93	30.18	30.55	30.73	
10	1	3	YANG Ziyun	CHN	2003	0.95	3:57.30	3.98
		28.19	57.27	1:26.94	1:56.86	2:27.28	2:57.91	
			29.08	29.67	29.92	30.42	30.63	
11	3	6	YOSCUA MARTINEZ Diana S.	COL	2005	0.84	3:57.48	4.16
		27.46	57.05	1:27.02	1:57.35	2:27.00	2:57.41	
			29.59	29.97	30.33	29.65	30.41	
12	1	6	KULYK Alisa	UKR	2008	0.97	3:58.86	5.54
		26.87	55.92	1:26.30	1:56.89	2:27.54	2:58.30	
			29.05	30.38	30.59	30.65	30.76	
13	2	7	KAPERDA Giolanda	GRE	2006	0.96	3:58.90	5.58
		26.78	56.34	1:26.50	1:57.45	2:27.79	2:58.94	
			29.56	30.16	30.95	30.34	31.15	
14	2	6	DUSKOVA Nela	CZE	2006	0.85	4:01.49	8.17
		28.28	58.00	1:27.79	1:58.36	2:29.34	3:00.54	
			29.72	29.79	30.57	30.98	31.20	
15	1	2	TUBWONG Kanlayakorn	THA	2011	0.91	4:03.15	9.83
		28.56	58.97	1:30.15	2:00.95	2:31.79	3:02.89	
			30.41	31.18	30.80	30.84	31.10	
16	2	2	GAWENDA Lara	GER	2005	0.87	4:04.30	10.98
		27.28	56.27	1:26.51	1:57.48	2:29.16	3:01.19	
			28.99	30.24	30.97	31.68	32.03	
17	3	7	ENDO Ichika	JPN	2011	0.83	4:04.93	11.61
		27.03	56.94	1:27.73	1:58.96	2:30.10	3:01.72	
			29.91	30.79	31.23	31.14	31.62	
18	2	5	YANG Jiwon	KOR	1995	0.90	4:21.49	28.17
		29.46	1:01.29	1:33.44	2:06.53	2:40.26	3:13.79	
			31.83	32.15	33.09	33.73	33.53	
							34.31	
							33.39	

NOT CLASSIFIED

1	7	LEE Jun Hsuen	MAS	2011				
3	1	SOON Roxanne Hui Nee	MAS	2007				

Issued: 26 JUN 2026 at 9:36

26.06.26 9:50

Data Processing and Timing by Microplus - www.microplustiming.com

Report Created FRI 26 JUN 2026 at 09:37

FSWW400MBF-HEAT-74A 1.0





2026 CMAS World Championship Finswimming Indoor



Results

Event 18 26 JUN 2026 - 9:33	RANK	LANE	SURNAME & NAME			NAT	YEAR			R.T.	TIME	GAP
		50m	100m	150m	200m		250m	300m	350m			

Men's 400 m BF Heats

WR	3:25.02	FEDKIN Aleksey	2002	CM1	Belgrade (SRB)	15 JUL 2024
WJR	3:26.69	FEDKIN Aleksey	2002	RUS	Istanbul (TUR)	01 AUG 2018

Heat 1 of 3

RANK	LANE	SURNAME & NAME	NAT	YEAR	R.T.	TIME	GAP	
1	4	ZAKHAROV Oleg	CM1	2005		3:31.13	q	
		24.82(4)	51.22(3)	1:18.38(3)	1:45.60(3)	2:11.54(2)	2:38.17(1)	3:05.12(1)
			26.40	27.16	27.22	25.94	26.63	26.95
2	3	JANITS Matus	SVK	2006	0.84	3:31.74	0.61	q
		24.67(3)	51.25(4)	1:18.49(4)	1:46.11(4)	2:12.80(4)	2:39.69(3)	3:06.18(2)
			26.58	27.24	27.62	26.69	26.89	26.49
3	5	VIVAS IDARRAGA Juan D.	COL	2006	0.94	3:33.07	1.94	q AMR
		24.39(2)	50.80(2)	1:18.02(2)	1:45.24(2)	2:12.43(3)	2:39.97(4)	3:07.23(4)
			26.41	27.22	27.22	27.19	27.54	27.26
4	6	KIM Taewoo	KOR	2005	0.81	3:33.36	2.23	q
		23.88(1)	50.02(1)	1:16.88(1)	1:44.13(1)	2:11.43(1)	2:39.01(2)	3:06.38(3)
			26.14	26.86	27.25	27.30	27.58	27.37
5	7	LOW Hong Liang	MAS	2009	0.89	4:06.27	35.14	
		26.10(5)	55.45(5)	1:26.48(5)	1:58.81(5)	2:31.22(5)	3:03.54(5)	3:36.18(5)
			29.35	31.03	32.33	32.41	32.32	32.64

NOT CLASSIFIED

2		MILIAUSKAS Majus	LTU	2007		ABS	
---	--	------------------	-----	------	--	-----	--

Issued: 26 JUN 2026 at 9:42

Heat 2 of 3

RANK	LANE	SURNAME & NAME	NAT	YEAR	R.T.	TIME	GAP	
1	4	KAYA Kaan Efe	TUR	2006	0.86	3:30.15	q	
		24.98(3)	51.93(2)	1:18.35(1)	1:45.36(1)	2:12.43(1)	2:39.25(1)	3:05.07(1)
			26.95	26.42	27.01	27.07	26.82	25.82
2	5	KORNIEIEV Artem	UKR	2007	0.87	3:31.85	1.70	q
		24.79(1)	52.11(3)	1:18.90(2)	1:45.72(2)	2:12.94(2)	2:40.39(2)	3:06.84(2)
			27.32	26.79	26.82	27.22	27.45	26.45
3	2	PORCIANI Riccardo	ITA	2004	0.94	3:33.52	3.37	R1
		25.48(4)	53.01(4)	1:20.50(4)	1:47.67(4)	2:14.89(4)	2:41.61(4)	3:08.35(3)
			27.53	27.49	27.17	27.22	26.72	26.74
4	6	MOON Sungbin	KOR	2006	0.80	3:37.66	7.51	
		24.81(2)	51.76(1)	1:19.04(3)	1:46.23(3)	2:13.61(3)	2:41.42(3)	3:09.35(4)
			26.95	27.28	27.19	27.38	27.81	27.93
5	7	ISSAC NG ZI Han	MAS	2009	0.89	4:07.48	37.33	
		26.93(5)	57.92(5)	1:29.85(5)	2:02.41(5)	2:34.20(5)	3:06.07(5)	3:37.06(5)
			30.99	31.93	32.56	31.79	31.87	30.99

NOT CLASSIFIED

3		LEWICKI Jakub	POL	2004		DSQ	
---	--	---------------	-----	------	--	-----	--

Issued: 26 JUN 2026 at 9:49

Heat 3 of 3

RANK	LANE	SURNAME & NAME	NAT	YEAR	R.T.	TIME	GAP	
1	4	FEDKIN Aleksei	CM1	2002	0.84	3:31.86	q	
		23.82(2)	50.34(3)	1:17.41(2)	1:44.70(3)	2:11.73(3)	2:38.86(2)	3:05.83(1)
			26.52	27.07	27.29	27.03	27.13	26.97
2	3	HURTADO SANCHEZ Alejandr	COL	1999	0.86	3:32.58	0.72	q AMR
		23.98(3)	50.31(2)	1:17.45(3)	1:44.63(2)	2:11.71(2)	2:39.01(3)	3:06.07(2)
			26.33	27.14	27.18	27.08	27.30	27.06
3	6	IWAI Kosuke	JPN	1999	0.83	3:34.15	2.29	R2
		22.94(1)	49.16(1)	1:16.09(1)	1:43.23(1)	2:10.50(1)	2:38.14(1)	3:06.52(3)
			26.22	26.93	27.14	27.27	27.64	28.38
4	5	HESHAM SAFWAT Ahmed	EGY	2005	0.88	3:38.12	6.26	
		24.53(4)	51.17(4)	1:18.52(4)	1:46.44(4)	2:14.81(4)	2:43.81(4)	3:11.86(4)
			26.64	27.35	27.92	28.37	29.00	28.05
5	2	ZEMBA David	CZE	2008	0.95	3:42.89	11.03	
		25.22(5)	52.11(5)	1:19.43(5)	1:47.63(5)	2:16.03(5)	2:45.27(5)	3:14.14(5)
			26.89	27.32	28.20	28.40	29.24	28.87

26.06.26 10 38 [Signature]

FSWM400MBF-----HEAT-----_73A2 1.0

Data Processing and Timing by Microplus - www.microplustiming.com

Report Created FRI 26 JUN 2026 at 09:57

Page 1




RANK	LANE	SURNAME & NAME	NAT	YEAR	R.T.	TIME	GAP
------	------	----------------	-----	------	------	------	-----

NOT CLASSIFIED

7		PINEDA SANAMARIA Rafael	MEX	2006			ABS
---	--	-------------------------	-----	------	--	--	-----

Issued: 26 JUN 2026 at 9:55

26.06.26 10:38 

FSWM400MBF-----HEAT-----_73A2 1.0

Data Processing and Timing by Microplus - www.microplustiming.com
 Report Created FRI 26 JUN 2026 at 09:57

Page 2





2026 CMAS World Championship Finswimming Indoor



Results

RANK HEAT LANE SURNAME & NAME NAT YEAR R.T. TIME GAP

50m 100m 150m 200m 250m 300m 350m

Event 18
26 JUN 2026 - 9:33

Men's 400 m BF Heats

WR	WJR	3:25.02	FEDKIN Aleksey	2002	CM1	Belgrade (SRB)	15 JUL 2024	
		3:26.69	FEDKIN Aleksey	2002	RUS	Istanbul (TUR)	01 AUG 2018	
1	2	4	KAYA Kaan Efe	TUR	2006	0.86	3:30.15	
	24.98	51.93	1:18.35	1:45.36	2:12.43	2:39.25	3:05.07	
		26.95	26.42	27.01	27.07	26.82	25.82	
2	1	4	ZAKHAROV Oleg	CM1	2005		25.08	q
	24.82	51.22	1:18.38	1:45.60	2:11.54	2:38.17	3:05.12	
		26.40	27.16	27.22	25.94	26.63	26.95	
3	1	3	JANITS Matus	SVK	2006	0.84	26.01	q
	24.67	51.25	1:18.49	1:46.11	2:12.80	2:39.69	3:06.18	
		26.68	27.24	27.62	26.69	26.89	26.49	
4	2	5	KORNEIEV Artem	UKR	2007	0.87	25.56	q
	24.79	52.11	1:18.90	1:45.72	2:12.94	2:40.39	3:06.84	
		27.32	26.79	26.82	27.22	27.45	26.45	
5	3	4	FEDKIN Aleksei	CM1	2002	0.84	25.01	q
	23.82	50.34	1:17.41	1:44.70	2:11.73	2:38.86	3:05.83	
		26.52	27.07	27.29	27.03	27.13	26.97	
6	3	3	HURTADO SANCHEZ Alejandr	COL	1999	0.86	26.03	q
	23.98	50.31	1:17.45	1:44.63	2:11.71	2:39.01	3:06.07	
		26.33	27.14	27.18	27.08	27.30	27.06	
7	1	5	VIVAS IDARRAGA Juan D.	COL	2006	0.94	26.51	q AMR
	24.39	50.80	1:18.02	1:45.24	2:12.43	2:39.97	3:07.23	
		26.41	27.22	27.22	27.19	27.54	27.26	
8	1	6	KIM Taewoo	KOR	2005	0.81	25.84	q AMR
	23.88	50.02	1:16.88	1:44.13	2:11.43	2:39.01	3:06.38	
		26.14	26.86	27.25	27.30	27.58	27.37	
9	2	2	PORCIANI Riccardo	ITA	2004	0.94	26.98	q
	25.48	53.01	1:20.50	1:47.67	2:14.89	2:41.61	3:08.35	
		27.53	27.49	27.17	27.22	26.72	26.74	
10	3	6	IWAI Kosuke	JPN	1999	0.83	25.17	R1
	22.94	49.16	1:16.09	1:43.23	2:10.50	2:38.14	3:06.52	
		26.22	26.93	27.14	27.27	27.64	28.38	
11	2	6	MOON Sungbin	KOR	2006	0.80	27.63	R2
	24.81	51.76	1:19.04	1:46.23	2:13.61	2:41.42	3:09.35	
		26.95	27.28	27.19	27.38	27.81	27.93	
12	3	5	HESHAM SAFWAT Ahmed	EGY	2005	0.88	28.31	
	24.53	51.17	1:18.52	1:46.44	2:14.81	2:43.81	3:11.86	
		26.64	27.35	27.92	28.37	29.00	28.05	
13	3	2	ZEMBA David	CZE	2008	0.95	26.26	
	25.22	52.11	1:19.43	1:47.63	2:16.03	2:45.27	3:14.14	
		26.89	27.32	28.20	28.40	29.24	28.87	
14	1	7	LOW Hong Liang	MAS	2009	0.89	28.75	
	26.10	55.45	1:26.48	1:58.81	2:31.22	3:03.54	3:36.18	
		29.35	31.03	32.33	32.41	32.32	32.64	
15	2	7	ISSAC NG Zi Han	MAS	2009	0.89	30.09	
	26.93	57.92	1:29.85	2:02.41	2:34.20	3:06.07	3:37.06	
		30.99	31.93	32.56	31.79	31.87	30.99	
NOT CLASSIFIED								
2	3	LEWICKI Jakub	POL	2004			DSQ	
1	2	MILIAUSKAS Majus	LTU	2007			ABS	
3	7	PINEDA SANAMARIA Rafael	MEX	2006			ABS	

Issued: 26 JUN 2026 at 9:56

26.06.26 10:38

FSWM400MBF-----HEAT-----74A 1.0

Data Processing and Timing by Microplus - www.microplustiming.com
Report Created FRI 26 JUN 2026 at 09:57

Page 1





2026 CMAS World Championship Finswimming Indoor



Results

RANK LANE SURNAME & NAME NAT YEAR R.T. TIME GAP

Event 19
26 JUN 2026 - 9:51

Women's 50 m SF Heats

WR	16.94	JANG Ye Sol	1988	KOR	Volos (GRE)	26 JUN 2016
WJR	17.42	ILIAKI Maria	2009	GRE	Klaipeda (LTU)	29 JUN 2024

Heat 1 of 4

1	3	TRAN THI HUYEN Trang	VIE	2000			
2	5	ROMAN DIAZ Marina	ESP	2004	0.85	18.55	
3	2	NAZAROVA Maria	EST	2000	0.93	18.68	0.13
4	6	INTARAPRASAT Warunee	THA	2009		19.77	1.22
5	1	BINTI BONYAMIN Hani Farh	MAS	2010	0.90	19.78	1.23
6	8	ENKHBAT Enkhgerel	MGL	2011	0.90	22.35	3.80
						22.63	4.08

NOT CLASSIFIED

4		KOHLER Nina	GER	2004			DSQ
7		SHAIFUL ANUAR Shaiful Ad	MAS	2010			DSQ

Issued: 26 JUN 2026 at 9:59

Heat 2 of 4

1	4	PROSHINA Valeriia	CM1	2005				
2	2	TELIOUSI Ifigeneia	GRE	2008	0.93	17.87		
3	5	SEO Ujin	KOR	2000	0.86	17.96	0.09	q
4	7	MOHAMED HELMY Mariam	EGY	2009	0.79	17.99	0.12	q
5	3	AGUIRRE JOYA Paula A.	COL	1999	0.88	18.10	0.23	R2
6	6	GUILLE Lola	FRA	2006	0.90	18.12	0.25	AFR
7	1	MAKARENKO Anastasiia	UKR	2006	0.91	18.20	0.33	
8	8	SUPRIANTO Janis Rosalita	INA	1996	0.88	18.56	0.69	
					0.82	18.57	0.70	

Issued: 26 JUN 2026 at 10:01

Heat 3 of 4

1	4	XIE Wenmin	CHN	2004				
2	7	MALACHOWSKA Julia	POL	1999	0.83	17.75		
3	5	ILIAKI Maria	GRE	2009	0.89	17.77	0.02	q
4	3	KIM Minjeong	KOR	2000	0.85	17.93	0.18	q
5	1	UVAROVA Viktoriia	UKR	2001	0.87	17.97	0.22	q
6	6	BASSI Dora	CRO	1993	0.87	18.18	0.43	R1
7	2	HAMON Maiwenn	FRA	2003	0.98	18.22	0.47	
8	8	TAKATSU Nana	JPN	1999	0.86	18.54	0.79	
					0.88	18.63	0.88	

Issued: 26 JUN 2026 at 10:04

Heat 4 of 4

1	6	HU Yaoyao	CHN	2000				
2	4	SLISEVA Diana	CM1	2005	0.90	17.49		
3	3	BARTHEL Nadja	GER	2004	0.79	17.77	0.28	q
4	1	SUBA Sara	HUN	2004	0.82	17.85	0.36	q
5	5	FERNANDEZ Grace	COL	1995	0.95	18.28	0.79	q
6	2	BRUNI Giulia	ITA	2008	0.90	18.30	0.81	
7	8	LUNGHI Nicole	ITA	1997	0.88	18.35	0.86	
					0.86	18.73	1.24	

NOT CLASSIFIED

7		OHSUGA Shieri	JPN	2002				DSQ
---	--	---------------	-----	------	--	--	--	-----

Issued: 26 JUN 2026 at 10:07

26.06.26 11:08 [Signature]



2026 CMAS World Championship Finswimming Indoor



Results

RANK HEAT LANE SURNAME & NAME NAT YEAR R.T. TIME GAP

Event 19
26 JUN 2026 - 9:51

Women's 50 m SF Heats

WR	16.94	JANG Ye Sol	1988	KOR	Volos (GRE)	26 JUN 2016
WJR	17.42	ILIAKI Maria	2009	GRE	Klaipeda (LTU)	29 JUN 2024

RANK	HEAT	LANE	SURNAME & NAME	NAT	YEAR	R.T.	TIME	GAP	
1	4	6	HU Yaoyao	CHN	2000				
2	3	4	XIE Wenmin	CHN	2004	0.90	17.49		
3	3	7	MALACHOWSKA Julia	POL	1999	0.83	17.75	0.26	q
3	4	4	SLISEVA Diana	CM1	2005	0.89	17.77	0.28	q
5	4	3	BARTHEL Nadja	GER	2004	0.79	17.77	0.28	q
6	2	4	PROSHINA Valeriia	CM1	2005	0.82	17.85	0.36	q
7	3	5	ILIAKI Maria	GRE	2009	0.93	17.87	0.38	q
8	2	2	TELIOUSI Ifigenela	GRE	2008	0.85	17.93	0.44	q
9	3	3	KIM Minjeong	KOR	2000	0.86	17.96	0.47	q
10	2	5	SEO Uijin	KOR	2000	0.87	17.97	0.48	q
11	2	7	MOHAMED HELMY Mariam	EGY	2000	0.79	17.99	0.50	R1
12	2	3	AGUIRRE JOYA Paula A.	COL	2009	0.88	18.10	0.61	R2
13	3	1	UVAROVA Viktoriia	UKR	2001	0.90	18.12	0.63	AFR
14	2	6	GUILLE Lola	FRA	2006	0.87	18.18	0.69	
15	3	6	BASSI Dora	CRO	1993	0.91	18.20	0.71	
16	4	1	SUBA Sara	HUN	2004	0.98	18.22	0.73	
17	4	5	FERNANDEZ Grace	COL	1995	0.95	18.28	0.79	
18	4	2	BRUNI Giulia	ITA	2008	0.90	18.30	0.81	
19	3	2	HAMON Maiwenn	FRA	2003	0.88	18.35	0.86	
20	1	3	TRAN THI HUYEN Trang	VIE	2000	0.86	18.54	1.05	
21	2	1	MAKARENKO Anastasiia	UKR	2006	0.85	18.55	1.06	
22	2	8	SUPRIANTO Janis Rosalita	INA	1996	0.88	18.56	1.07	
23	3	8	TAKATSU Nana	JPN	1999	0.82	18.57	1.08	
24	1	5	ROMAN DIAZ Marina	ESP	2004	0.88	18.63	1.14	
25	4	8	LUNGHI Nicole	ITA	1997	0.93	18.68	1.19	
26	1	2	NAZAROVA Maria	EST	2000	0.86	18.73	1.24	
27	1	6	INTARAPRASAT Warunee	THA	2009	0.90	19.77	2.28	
28	1	1	BINTI BONYAMIN Hani Farh	MAS	2010	0.90	19.78	2.29	
29	1	8	ENKHBAT Enkhgerel	MGL	2011	0.90	22.35	4.86	
							22.63	5.14	

NOT CLASSIFIED

1	4		KOHLER Nina	GER	2004				
4	7		OHSUGA Shierl	JPN	2002				DSQ
1	7		SHAIFUL ANUAR Shaiful Ad	MAS	2010				DSQ

Issued: 26 JUN 2026 at 10:07

26.06.26 19:08 [Signature]



2026 CMAS World Championship Finswimming Indoor



Results

RANK LANE SURNAME & NAME NAT YEAR R.T. TIME GAP
Event 20
26 JUN 2026 - 10:03

Men's 50 m SF Heats

WR	14.83	POSCHART Max	1994	GER	Olsztyn (POL)	19 JUL 2025
WJR	15.41	KACHMASHEV Egor	2002	RUS	Sharm el Sheik (EGY)	01 AUG 2019

Heat 1 of 5

1	3	LIN Chao Chien	TPE	2004	0.88	17.20	
2	2	LAW Yong Aun	MAS	2008	0.95	18.30	1.10
3	6	ELSON KOH Ae Shang	MAS	2008	0.92	19.06	1.86

NOT CLASSIFIED

5		SALCEDO Arturo	MEX	2004		DSQ	
7		BAYARMAGNAI Uulenkhuu	MGL	2011		DSQ	
4		MAYER David	HUN	2007		DNS	

Issued: 26 JUN 2026 at 10:11

Heat 2 of 5

1	1	SANTANO PEREZ Jose M.	ESP	2000	0.84	16.03	
2	4	POPOV Aleksei	EST	2003	0.83	16.09	0.06
3	2	ASIN MENES David	ESP	1996	0.89	16.53	0.50
4	7	CHOU Ting-Yi	TPE	1996	0.84	16.93	0.90
5	3	BANGUN Albertus Andika	INA	2003	0.85	17.06	1.03
6	6	SPELTA Leonardo	ITA	2006	0.85	17.20	1.17
7	8	SESTAK Mihael	CRO	2002	0.89	17.52	1.49

NOT CLASSIFIED

5		ABE Hiroto	JPN	1999		DSQ	
---	--	------------	-----	------	--	-----	--

Issued: 26 JUN 2026 at 10:13

Heat 3 of 5

1	5	FERNANDEZ Mauricio	COL	1987	0.88	15.55		
2	4	NGUYEN THANH Loc	VIE	1995	0.87	15.61	0.06	q
3	2	YELISIEIEV Davyd	UKR	2007	0.93	15.99	0.44	q
4	6	PARINOV Kirill	CM1	2010	0.88	16.26	0.71	R2
4	3	PESHKOV Iaroslav	CM1	2008	0.80	16.26	0.71	
6	1	KAJINUMA Terufumi	JPN	1996	0.83	16.53	0.98	
7	8	SAYDAM Omer Faruk	TUR	1999	0.81	16.86	1.31	

NOT CLASSIFIED

7		DARMAWAN I Kadek Darmawa	INA	1997		DNS	
---	--	--------------------------	-----	------	--	-----	--

Issued: 26 JUN 2026 at 10:17

Heat 4 of 5

1	5	HWANG GyuJin	KOR	2005	0.80	15.32		q
2	1	ATMAN Derin	TUR	2005	0.81	15.67	0.35	q
3	3	KOROMPYLIS Angelos	GRE	2009	0.88	15.81	0.49	q
4	4	STRIKINAC Filip	CRO	1993	0.79	15.95	0.63	R1
5	7	AHMED ALY Yassin	EGY	2006	0.91	16.01	0.69	
6	8	SMISHCHENKO Serhii	UKR	2000	0.86	16.05	0.73	
7	2	LOSSNER Niklas	GER	2006	0.85	16.54	1.22	

26.06.26 19:08 [Signature]

RANK	LANE	SURNAME & NAME	NAT	YEAR	R.T.	TIME	GAP
------	------	----------------	-----	------	------	------	-----

NOT CLASSIFIED

6		DURAGER Tom	FRA	2005			DSQ
---	--	-------------	-----	------	--	--	-----

Issued: 26 JUN 2026 at 10:20


Heat 5 of 5

1	1	WU Enxi	CHN	2005	0.82	15.61		
2	2	PANAGIOTIDIS Georgios	GRE	2001	0.79	15.64	0.03	q
3	4	PARK Tae Ho	KOR	1997	0.79	15.88	0.27	q
4	8	BIANCALANA Fabio	ITA	2005	0.82	16.12	0.51	q
5	6	ZUGMEYER Colas	FRA	2001	0.83	16.15	0.54	
6	7	DUQUE JIMENEZ Juan David	COL	1990	0.89	16.34	0.73	
7	3	GUAN Hanzhi	CHN	2003	0.84	16.57	0.96	

NOT CLASSIFIED

5		NGUYEN TRUNG Kien	VIE	1989			DSQ
---	--	-------------------	-----	------	--	--	-----

Issued: 26 JUN 2026 at 10:22

26.06.26 11⁰⁸ 



2026 CMAS World Championship Finswimming Indoor



Results

RANK HEAT LANE SURNAME & NAME NAT YEAR R.T. TIME GAP
Event 20
26 JUN 2026 - 10:03

Men's 50 m SF Heats

WR	14.83	POSCHART Max	1994	GER	Olsztyn (POL)	19 JUL 2025
WJR	15.41	KACHMASHEV Egor	2002	RUS	Sharm el Sheik (EGY)	01 AUG 2019

RANK	HEAT	LANE	SURNAME & NAME	NAT	YEAR	R.T.	TIME	GAP	
1	4	5	HWANG GyuJin	KOR	2005	0.80	15.32		
2	3	5	FERNANDEZ Mauricio	COL	1987	0.88	15.55	0.23	q
3	3	4	NGUYEN THANH Loc	VIE	1995	0.87	15.61	0.29	q
3	5	1	WU Enxl	CHN	2005	0.82	15.61	0.29	q
5	5	2	PANAGIOTIDIS Georgios	GRE	2001	0.79	15.64	0.32	q
6	4	1	ATMAN Derin	TUR	2005	0.81	15.67	0.35	q
7	4	3	KOROMPYLIS Angelos	GRE	2009	0.88	15.81	0.49	q
8	5	4	PARK Tae Ho	KOR	1997	0.79	15.88	0.56	q
9	4	4	STRIKINAC Filip	CRO	1993	0.79	15.95	0.63	q
10	3	2	YELUSIEIEV Davyd	UKR	2007	0.93	15.99	0.67	R1
11	4	7	AHMED ALY Yassin	EGY	2006	0.91	16.01	0.69	R2
12	2	1	SANTANO PEREZ Jose M.	ESP	2000	0.84	16.03	0.71	
13	4	8	SMISHCHENKO Serhii	UKR	2000	0.86	16.05	0.73	
14	2	4	POPOV Aleksel	EST	2003	0.83	16.09	0.77	
15	5	8	BIANCALANA Fabio	ITA	2005	0.82	16.12	0.80	
16	5	6	ZUGMEYER Colas	FRA	2001	0.83	16.15	0.83	
17	3	6	PARINOV Kirill	CM1	2010	0.88	16.26	0.94	
17	3	3	PESHKOV Iaroslav	CM1	2008	0.80	16.26	0.94	
19	5	7	DUQUE JIMENEZ Juan David	COL	1990	0.89	16.34	1.02	
20	2	2	ASIN MENES David	ESP	1996	0.89	16.53	1.21	
20	3	1	KAJINUMA Terufumi	JPN	1996	0.83	16.53	1.21	
22	4	2	LOSSNER Niklas	GER	2006	0.85	16.54	1.22	
23	5	3	GUAN Hanzhi	CHN	2003	0.84	16.57	1.25	
24	3	8	SAYDAM Omer Faruk	TUR	1999	0.81	16.86	1.54	
25	2	7	CHOU Ting-Yi	TPE	1996	0.84	16.93	1.61	
26	2	3	BANGUN Albertus Andika	INA	2003	0.85	17.06	1.74	
27	1	3	LIN Chao Chien	TPE	2004	0.88	17.20	1.88	
27	2	6	SPELTA Leonardo	ITA	2006	0.85	17.20	1.88	
29	2	8	SESTAK Mihael	CRO	2002	0.89	17.52	2.20	
30	1	2	LAW Yong Aun	MAS	2008	0.95	18.30	2.98	
31	1	6	ELSON KOH Ae Shang	MAS	2008	0.92	19.06	3.74	

NOT CLASSIFIED

4	6	DURAGER Tom	FRA	2005		DSQ
2	5	ABE Hiroto	JPN	1999		DSQ
5	5	NGUYEN TRUNG Kien	VIE	1989		DSQ
1	5	SALCEDO Arturo	MEX	2004		DSQ
1	7	BAYARMAGNAI Uulenkhuu	MGL	2011		DSQ
3	7	DARMAWAN I Kadek Darmawa	INA	1997		DNS
1	4	MAYER David	HUN	2007		DNS

Issued: 26 JUN 2026 at 10:22

26.06.26 19 08 [Signature]



2026 CMAS World Championship Finswimming Indoor



Results

RANK LANE SURNAME & NAME NAT YEAR R.T. 50m 100m 150m TIME GAP

Event 21
26 JUN 2026 - 10:18

Women's 200 m IM Heats

WR	1:18.05	YAO Huali	2006	CHN	Belgrade (SRB)	14 JUL 2024
WJR	1:20.84	SAPRYKINA Kseniia	2008	CM1	Chios (GRE)	21 JUN 2025

Heat 1 of 3

RANK	LANE	SURNAME & NAME	NAT	YEAR	R.T.	50m	100m	150m	TIME	GAP
1	4	HU Yaoyao	CHN	2000		20.62	42.47	1:04.79	1:26.99	
							21.85	22.32	22.20	q
2	3	RUETZE Michele	GER	2000		20.67	42.38	1:04.56	1:27.32	0.33
							21.71	22.18	22.76	q
3	5	YOON Miri	KOR	1989		20.19	42.71	1:05.23	1:28.38	1.39
							22.52	22.52	23.15	R1
4	6	HORPACSY Hanna Barbara	HUN	2008		20.90	43.25	1:06.15	1:29.23	2.24
							22.35	22.90	23.08	
5	2	AGUIRRE Camila	COL	2001		20.76	43.23	1:07.25	1:33.25	6.26
							22.47	24.02	26.00	

Issued: 26 JUN 2026 at 10:26

Heat 2 of 3

1	4	SAPRYKINA Kseniia	CM1	2008		19.53	40.28	1:01.71	1:23.36	
							20.75	21.43	21.65	q
2	5	VERGER Anais	FRA	2000		20.11	40.93	1:02.52	1:24.92	1.56
							20.82	21.59	22.40	q
3	3	ORTEGA GARCIA Nikol D.	COL	2006		19.77	41.06	1:04.32	1:28.98	5.62
							21.29	23.26	24.66	R2
4	6	TROPFSCHUH Hannah	GER	2009		21.19	43.09	1:06.43	1:30.52	7.16
							21.90	23.34	24.09	
5	7	LEE Jun Hsuen	MAS	2011		26.01	54.08	1:24.19	1:53.41	30.05
							28.07	30.11	29.22	

NOT CLASSIFIED

2		MARCELJA Tina	CRO	2005						ABS
---	--	---------------	-----	------	--	--	--	--	--	-----

Issued: 26 JUN 2026 at 10:30

Heat 3 of 3

1	4	YAO Huali	CHN	2006	0.97	19.40	40.23	1:02.85	1:25.20	
							20.83	22.62	22.35	q
2	5	BAEK Seohyun	KOR	1998		20.09	41.28	1:03.72	1:26.20	1.00
							21.19	22.44	22.48	q
3	6	DELIGIANNI Eirini	GRE	1992		20.72	42.22	1:04.42	1:26.51	1.31
							21.50	22.20	22.09	q
4	3	TIMCHENKO Ekaterina	CM1	2008	0.96	20.92	42.65	1:04.93	1:27.41	2.21
							21.73	22.28	22.48	q
5	2	RADTSENKO Anastasija	EST	2004		21.21	43.25	1:06.95	1:31.52	6.32
							22.04	23.70	24.57	
6	7	LIM Abigail Yee May	MAS	2010		27.08	57.06	1:28.98	2:00.85	35.65
							29.98	31.92	31.87	

Issued: 26 JUN 2026 at 10:33

FSWW200MIM HEAT 73A2 1.0

Data Processing and Timing by Microplus - www.microplustiming.com
Report Created FRI 26 JUN 2026 at 10:34

26.06.26 11:08 [Signature]





2026 CMAS World Championship Finswimming Indoor



Results

RANK HEAT LANE SURNAME & NAME
Event 21
26 JUN 2026 - 10:18

NAT YEAR F.T. 50m 100m 150m TIME GAP

Women's 200 m IM Heats

WR WJR	1:18.05 1:20.84	YAO Huali SAPRYKINA Kseniia	2006 2008	CHN CM1	Belgrade (SRB) Chios (GRE)	14 JUL 2024 21 JUN 2025						
1	2	4	SAPRYKINA Kseniia	CM1	2008	19.53	40.28	1:01.71	1:23.36		q	
							20.75	21.43	21.65			
2	2	5	VERGER Anals	FRA	2000	20.11	40.93	1:02.52	1:24.92	1.56	q	
							20.82	21.59	22.40			
3	3	4	YAO Huali	CHN	2006	0.97	19.40	40.23	1:02.85	1:25.20	1.84	q
							20.83	22.62	22.35			
4	3	5	BAEK Seohyun	KOR	1998		20.09	41.28	1:03.72	1:26.20	2.84	q
							21.19	22.44	22.48			
5	3	6	DELIGIANNI Eirini	GRE	1992		20.72	42.22	1:04.42	1:26.51	3.15	q
							21.50	22.20	22.09			
6	1	4	HU Yaoyao	CHN	2000		20.62	42.47	1:04.79	1:26.99	3.63	q
							21.85	22.32	22.20			
7	1	3	RUETZE Michele	GER	2000		20.67	42.38	1:04.56	1:27.32	3.96	q
							21.71	22.18	22.76			
8	3	3	TIMCHENKO Ekaterina	CM1	2008	0.96	20.92	42.65	1:04.93	1:27.41	4.05	q
							21.73	22.28	22.48			
9	1	5	YOON Miri	KOR	1989		20.19	42.71	1:05.23	1:28.38	5.02	R1
							22.52	22.52	23.15			
10	2	3	ORTEGA GARCIA Nikol D.	COL	2006		19.77	41.06	1:04.32	1:28.98	5.62	R2
							21.29	23.26	24.66			
11	1	6	HORPACSY Hanna Barbara	HUN	2008		20.90	43.25	1:06.15	1:29.23	5.87	
							22.35	22.90	23.08			
12	2	6	TROPFSCHUH Hannah	GER	2009		21.19	43.09	1:06.43	1:30.52	7.16	
							21.90	23.34	24.09			
13	3	2	RADTSENKO Anastasija	EST	2004		21.21	43.25	1:06.95	1:31.52	8.16	
							22.04	23.70	24.57			
14	1	2	AGUIRRE Camila	COL	2001		20.76	43.23	1:07.25	1:33.25	9.89	
							22.47	24.02	26.00			
15	2	7	LEE Jun Hsuen	MAS	2011		26.01	54.08	1:24.19	1:53.41	30.05	
							28.07	30.11	29.22			
16	3	7	LIM Abigail Yee May	MAS	2010		27.08	57.06	1:28.98	2:00.85	37.49	
							29.98	31.92	31.87			
NOT CLASSIFIED												
	2	2	MARCELJA Tina	CRO	2005					ABS		

Issued: 26 JUN 2026 at 10:34

26.06.26

19 08



2026 CMAS World Championship Finswimming Indoor



Results

RANK LANE SURNAME & NAME NAT YEAR R.T. 50m 100m 150m TIME GAP
Event 22
26 JUN 2026 - 10:30

Men's 200 m IM Heats

WR	1:11.14	MOERSTEDT Justus	2001	GER	Rostock (GER)	01 JUN 2025
WJR	1:17.25	KOROMPYLIS Angelos	2009	GRE	Chios (GRE)	10 JUN 2026

Heat 1 of 3

RANK	LANE	SURNAME & NAME	NAT	YEAR	R.T.	50m	100m	150m	TIME	GAP	REMARKS
1	4	STIAZHKIN Andrei	CM1	2002		18.19	37.02 18.83	56.54 19.52	1:16.46 19.92		q
2	5	QIN Kangyu	CHN	2009	0.91	17.35	36.66 19.31	56.95 20.29	1:16.52 19.57	0.06	q WJ
3	2	KALTSOUKALAS Georgios	GRE	2005		18.00	37.87 19.87	58.07 20.20	1:18.52 20.45	2.06	
4	6	GIRALDO Juan	COL	2003		18.99	38.47 19.48	58.68 20.21	1:19.87 21.19	3.41	
5	7	DECKY Martin	CZE	2000	0.98	18.69	38.44 19.75	59.05 20.61	1:20.25 21.20	3.79	
6	1	VARADI Zalan	HUN	2008		20.82	43.05 22.23	1:06.10 23.05	1:29.23 23.13	12.77	
7	3	PARK Tae Ho	KOR	1997		23.82	49.99 26.17	1:17.41 27.42	1:44.37 26.96	27.91	

NOT CLASSIFIED

8	LAW Yong Aun	MAS	2008						ABS		
---	--------------	-----	------	--	--	--	--	--	-----	--	--

Issued: 26 JUN 2026 at 10:37

Heat 2 of 3

RANK	LANE	SURNAME & NAME	NAT	YEAR	R.T.	50m	100m	150m	TIME	GAP	REMARKS
1	4	SHIN Myeongjun	KOR	2001		17.85	36.44 18.59	56.14 19.70	1:16.33 20.19		q
2	5	NGUYEN TIEN Dat	VIE	2003		17.41	36.68 19.27	56.67 19.99	1:16.95 20.28	0.62	q
3	6	ILIOPOULOS Ioannis	GRE	2004		17.71	37.00 19.29	57.24 20.24	1:17.53 20.29	1.20	R1
4	2	CIMBUREK Daniel	CZE	2004		18.35	37.65 19.30	57.76 20.11	1:17.96 20.20	1.63	R2
5	1	CASTVEN Lukas	SVK	2001	0.75	19.06	39.35 20.29	1:00.43 21.08	1:21.63 21.20	5.30	
6	7	TARASOV Vladimir	CM1	2009	0.86	18.46	38.77 20.31	1:00.38 21.61	1:22.18 21.80	5.85	
7	8	LOW Hong Liang	MAS	2009		25.08	52.26 27.18	1:22.46 30.20	1:50.56 28.10	34.23	

NOT CLASSIFIED

3	MOZSAR Istvan Alex	HUN	2000						DNS		
---	--------------------	-----	------	--	--	--	--	--	-----	--	--

Issued: 26 JUN 2026 at 10:41

Heat 3 of 3

RANK	LANE	SURNAME & NAME	NAT	YEAR	R.T.	50m	100m	150m	TIME	GAP	REMARKS
1	6	ZAKHAROV Oleksii	UKR	2001		17.82	35.92 18.10	54.96 19.04	1:14.28 19.32		q

26.06.26 1P 08 R.R.

RANK	LANE	SURNAME & NAME	NAT	YEAR	R.T.				TIME	GAP	
2	4	GUAN Hanzhi	CHN	2003		19.23	37.96	56.69	1:14.81	0.53	q
3	3	TOVAR BOLANOS Marlon V.	COL	1998		17.95	18.73	18.73	18.12		
4	5	DO DINH Toan	VIE	1997	0.81	18.42	36.62	55.77	1:16.23	1.95	q AMR
5	7	HORA Vitalii	UKR	2004	0.92	18.48	18.67	19.15	20.46		
6	2	LEIPOLD Marek	GER	2006	0.63	17.27	37.10	56.90	1:17.11	2.83	q
7	1	GOYA SARASOLA Josu	ESP	1999		18.44	18.68	19.80	20.21		
8	8	LIN Chao Chien	TPE	2004		18.69	38.42	58.99	1:19.33	5.05	
							19.94	20.57	20.34		
							36.84	57.64	1:19.70	5.42	
							19.57	20.80	22.06		
							38.41	1:00.19	1:22.01	7.73	
							19.97	21.78	21.82		
							38.20	1:00.51	1:24.19	9.91	
							19.51	22.31	23.68		

Issued: 26 JUN 2026 at 10:45

26.06.26 11:08 [Signature]



2026 CMAS World Championship Finswimming Indoor



Results

RANK HEAT LANE SURNAME & NAME NAT YEAR R.T. 50m 100m 150m TIME GAP

Event 22
26 JUN 2026 - 10:30

Men's 200 m IM Heats

WR	WJR		1:11.14	MOERSTEDT Justus		2001	GER	Rostock (GER)		01 JUN 2025	
			1:17.25	KOROMPYLIS Angelos		2009	GRE	Chios (GRE)		10 JUN 2026	
1	3	6	ZAKHAROV Oleksii	UKR	2001		17.82	35.92 18.10	54.96 19.04	1:14.28 19.32	q
2	3	4	GUAN Hanzhi	CHN	2003		19.23	37.96 18.73	56.69 18.73	1:14.81 18.12	0.53 q
3	3	3	TOVAR BOLANOS Marlon V.	COL	1998		17.95	36.62 18.67	55.77 19.15	1:16.23 20.46	1.95 q AMR
4	2	4	SHIN Myeongjun	KOR	2001		17.85	36.44 18.59	56.14 19.70	1:16.33 20.19	2.05 q
5	1	4	STIAZHKIN Andrei	CM1	2002		18.19	37.02 18.83	56.54 19.52	1:16.46 19.92	2.18 q
6	1	5	QIN Kangyu	CHN	2009	0.91	17.35	36.66 19.31	56.95 20.29	1:16.52 19.57	2.24 q WJ
7	2	5	NGUYEN TIEN Dat	VIE	2003		17.41	36.68 19.27	56.67 19.99	1:16.95 20.28	2.67 q
8	3	5	DO DINH Toan	VIE	1997	0.81	18.42	37.10 18.68	56.90 19.80	1:17.11 20.21	2.83 q
9	2	6	ILIOPOULOS Ioannis	GRE	2004		17.71	37.00 19.29	57.24 20.24	1:17.53 20.29	3.25 R1
10	2	2	CIMBUREK Daniel	CZE	2004		18.35	37.65 19.30	57.76 20.11	1:17.96 20.20	3.68 R2
11	1	2	KALTSOUKALAS Georgios	GRE	2005		18.00	37.87 19.87	58.07 20.20	1:18.52 20.45	4.24
12	3	7	HORA Vitalii	UKR	2004	0.92	18.48	38.42 19.94	58.99 20.57	1:19.33 20.34	5.05
13	3	2	LEIPOLD Marek	GER	2006	0.63	17.27	36.84 19.57	57.64 20.80	1:19.70 22.06	5.42
14	1	6	GIRALDO Juan	COL	2003		18.99	38.47 19.48	58.68 20.21	1:19.87 21.19	5.59
15	1	7	DECKY Martin	CZE	2000	0.98	18.69	38.44 19.75	59.05 20.61	1:20.25 21.20	5.97
16	2	1	CASTVEN Lukas	SVK	2001	0.75	19.06	39.35 20.29	1:00.43 21.08	1:21.63 21.20	7.35
17	3	1	GOYA SARASOLA Josu	ESP	1999		18.44	38.41 19.97	1:00.19 21.78	1:22.01 21.82	7.73
18	2	7	TARASOV Vladimir	CM1	2009	0.86	18.46	38.77 20.31	1:00.38 21.61	1:22.18 21.80	7.90
19	3	8	LIN Chao Chien	TPE	2004		18.69	38.20 19.51	1:00.51 22.31	1:24.19 23.68	9.91
20	1	1	VARADI Zalan	HUN	2008		20.82	43.05 22.23	1:06.10 23.05	1:29.23 23.13	14.95
21	1	3	PARK Tae Ho	KOR	1997		23.82	49.99 26.17	1:17.41 27.42	1:44.37 26.96	30.09
22	2	8	LOW Hong Liang	MAS	2009		25.08	52.26 27.18	1:22.46 30.20	1:50.56 28.10	36.28

26.06.26 11 08

RANK	HEAT	LANE	SURNAME & NAME	NAT	YEAR	R.T.	TIME	GAP
NOT CLASSIFIED								
2	3		MOZSAR Istvan Alex	HUN	2000		DNS	
1	8		LAW Yong Aun	MAS	2008		ABS	

Issued: 26 JUN 2026 at 10:45

26.06.26 19:08 



2026 CMAS World Championship Finswimming Indoor



Results

RANK LANE NAT RELAY SURNAME & NAME YEAR R.T. 50m 100m TIME GAP

Event 23
26 JUN 2026 - 10:42

Mixed 4x100 m SB Heats

WR	2:41.99	HUNGARY	HUN	Belgrade (SRB)	14 JUL 2024
WJR	2:46.60	GREECE	GRE	Klaipeda (LTU)	30 JUN 2024

Heat 1 of 2

1	6	ITA ITALY									
		PAVONI Filippo (M)	2002		19.84	42.34	42.34				q
		MAGOGA Viola (F)	2001	0.15	21.87	48.10	1:30.44				
		BIANCALANA Fabio (M)	2005	0.02	16.21	35.77	2:06.21				
		BRUNI Giulia (F)	2008	0.28	19.04	40.55	2:46.76				
2	3	HUN HUNGARY									
		CSEPLO Kelen (M)	2003		20.39	42.07	42.07		0.25		q
		TURUCZ Zoe (F)	2008	0.23	22.33	49.61	1:31.68				
		MOZSAR Istvan Alex (M)	2000	0.18	16.43	35.66	2:07.34				
		SUBA Sara (F)	2004	0.35	18.60	39.67	2:47.01				
3	7	GRE GREECE									
		ROKKOS Angelos (M)	2007		19.93	43.56	43.56		1.87		q
		KAPERDA Giolanda (F)	2006	0.43	23.61	49.83	1:33.39				
		KOROMPYLIS Angelos (M)	2009	0.05	16.19	34.94	2:08.33				
		ILIAKI Maria (F)	2009	0.16	19.20	40.30	2:48.63				
4	5	UKR UKRAINE									
		ARTUR Artamonov (M)	1992		21.45	43.96	43.96		2.21		R1
		TYMOSHENKO Yevheniia (F)	2002	0.29	22.42	48.31	1:32.27				
		KUZMENKO Oleksandr (M)	2005	0.23	16.94	36.24	2:08.51				
		UVAROVA Viktoriia (F)	2001	0.35	19.03	40.46	2:48.97				
5	2	COL COLOMBIA									
		ROA CARDENAS Samuel (M)	2004		21.41	45.80	45.80		3.63		AMR
		TOBON GUZMAN Melissa (F)	2008	0.03	21.84	48.51	1:34.31				
		DURAN ASTUDILLO Nicolas (M)	2009	0.10	16.20	35.16	2:09.47				
		MORENO ALEGRIA Diana P. (F)	1991	0.27	19.01	40.92	2:50.39				
6	1	ESP SPAIN									
		SANTANO PEREZ Jose M. (M)	2000		21.97	45.54	45.54		8.78		
		ROMAN DIAZ Marina (F)	2004	0.04	23.38	50.61	1:36.15				
		ASIN MENES David (M)	1996	0.45	17.05	35.73	2:11.88				
		LACUNZA ELIZALDE Irati (F)	1996	0.37	20.77	43.66	2:55.54				
7	8	MAS MALAYSIA									
		AIDAN KOH Ae Bin (M)	2006		22.16	46.82	46.82		25.74		
		SOON Roxanne Hui Nee (F)	2007	0.64	25.90	53.60	1:40.42				
		LAW Yong Aun (M)	2008	0.50	20.05	43.11	2:23.53				
		BINTI BONYAMIN Hani Farh (F)	2010	0.62	22.69	48.97	3:12.50				

NOT CLASSIFIED

4 EGY EGYPT

ABS

Issued: 26 JUN 2026 at 10:53

Heat 2 of 2

1	6	POL POLAND									
		KROPIDLOWSKI Szymon (M)	2002		19.33	41.33	41.33				q
		DUDEK Antonina (F)	2005	0.42	23.01	48.76	1:30.09				
		NOWAK Filip (M)	1997	0.14	16.03	35.69	2:05.78				
		MALACHOWSKA Julia (F)	1999	0.26	17.96	38.98	2:44.76				
2	2	GER GERMANY									
		LOSSNER Niklas (M)	2006		20.28	42.97	42.97		1.62		q
		PLACZEK Lilly (F)	2004	0.10	22.48	48.07	1:31.04				
		LEIPOLD Marek (M)	2006	0.31	16.28	35.49	2:06.53				
		BARTHEL Nadja (F)	2004	0.43	18.37	39.85	2:46.38				
3	4	CM1 CMAS1									
		DESIATOV Arsenii (M)	2002		20.02	43.05	43.05		1.94		q
		MARTYNOVA Iana (F)	2002	0.41	22.79	48.53	1:31.58				
		SOLOVYOV Matvey (M)	2005	0.34	16.56	35.63	2:07.21				
		MARKINA Vlada (F)	2003	0.46	18.98	39.49	2:46.70				

26.06.26 19:12 [Signature]

		SURNAME & NAME		YEAR	R.T.	TIME		GAP		
4	3	FRA FRANCE								
		DE ZALDIVAR Theo	(M)	2001		20.13	42.92	2:46.91	2.15	q
		JULIEN Camille	(F)	1997	0.32	23.09	48.83	42.92		
		ALLAIN Gabryel	(M)	2007	0.24	16.45	35.21	1:31.75		
		BADOR Chloe	(F)	2010	0.10	18.62	39.95	2:06.96		
5	5	CHN PEOPLE'S REPUBLIC OF CHINA								
		CHEN Weilin	(M)	2007		20.64	42.87	2:47.80	3.04	q
		YANG Ziyao	(F)	2003	0.31	23.63	49.71	42.87		
		LIN Maocan	(M)	2005	0.28	16.16	35.20	1:32.58		
		WANG Kaili	(F)	2008	0.04	18.41	40.02	2:07.78		
6	8	KOR REPUBLIC OF KOREA								
		KIM Minkyong	(M)	2003		20.33	43.21	2:49.05	4.29	R2
		YANG Jiwon	(F)	1995	0.41	23.36	49.08	43.21		
		CHA Jonghwan	(M)	2002	0.01	16.32	35.82	1:32.29		
		LEE Eun Seo	(F)	2001	0.34	19.04	40.94	2:08.11		
7	7	CRO CROATIA								
		DEANOVIC Filip	(M)	2006		21.45	44.88	2:53.58	8.82	
		GALIC Gloria	(F)	2005	0.15	22.60	49.02	44.88		
		SESTAK Mihael	(M)	2002	0.29	17.46	38.17	1:33.90		
		PUSTAHJIA Barbara	(F)	2001	0.20	19.16	41.51	2:12.07		
8	1	CZE CZECHIA								
		ZEMBA David	(M)	2008		21.35	44.09	2:53.58	10.35	
		DUSKOVA Nela	(F)	2006	0.45	24.69	51.97	44.09		
		PLOC Vasilij	(M)	2008	0.32	17.31	36.90	1:36.06		
		KRATOCHVILOVA Tereza	(F)	2008	0.30	20.02	42.15	2:12.96		
						20.02	42.15	2:55.11		

Issued: 26 JUN 2026 at 11:01

26.06.26 11:12 



2026 CMAS World Championship Finswimming Indoor



Results

RANK HEAT LANE NAT RELAY SURNAME & NAME YEAR R.T. 50m 100m TIME GAP

Event 23
26 JUN 2026 - 10:42

Mixed 4x100 m SB Heats

WR	2:41.99	HUNGARY									
WJR	2:46.60	GREECE									
			HUN	Belgrade (SRB)							14 JUL 2024
			GRE	Klaipeda (LTU)							30 JUN 2024
1	2	6	POL	POLAND							
				KROPIDLOWSKI Szymon (M)	2002						
				DUDEK Antonina (F)	2005	0.42	19.33	41.33	41.33		q
				NOWAK Filip (M)	1997	0.14	23.01	48.76	1:30.09		
				MALACHOWSKA Julia (F)	1999	0.26	16.03	35.69	2:05.78		
2	2	2	GER	GERMANY							
				LOSSNER Niklas (M)	2006						
				PLACZEK Lilly (F)	2004	0.10	20.28	42.97	42.97	1.62	q
				LEIPOLD Marek (M)	2006	0.31	22.48	48.07	1:31.04		
				BARTHEL Nadja (F)	2004	0.43	16.28	35.49	2:06.53		
3	2	4	CM1	CMAS1							
				DESIATOV Arsenii (M)	2002						
				MARTYNOVA Iana (F)	2002	0.41	20.02	43.05	43.05	1.94	q
				SOLOVYOV Matvey (M)	2005	0.34	22.79	48.53	1:31.58		
				MARKINA Viada (F)	2003	0.46	16.56	35.63	2:07.21		
4	1	6	ITA	ITALY							
				PAVONI Filippo (M)	2002						
				MAGOGA Viola (F)	2001	0.15	19.84	42.34	42.34	2.00	q
				BIANCALANA Fabio (M)	2005	0.02	21.87	48.10	1:30.44		
				BRUNI Giulia (F)	2008	0.28	16.21	35.77	2:06.21		
5	2	3	FRA	FRANCE							
				DE ZALDIVAR Theo (M)	2001						
				JULIEN Camille (F)	1997	0.32	20.13	42.92	42.92	2.15	q
				ALLAIN Gabryel (M)	2007	0.24	23.09	48.83	1:31.75		
				BADOR Chloe (F)	2010	0.10	16.45	35.21	2:06.96		
6	1	3	HUN	HUNGARY							
				CSEPLO Kelen (M)	2003						
				TURUCZ Zoe (F)	2008	0.23	20.39	42.07	42.07	2.25	q
				MOZSAR Istvan Alex (M)	2000	0.18	22.33	49.61	1:31.68		
				SUBA Sara (F)	2004	0.35	16.43	35.66	2:07.34		
7	2	5	CHN	PEOPLE'S REPUBLIC OF CHINA							
				CHEN Weilin (M)	2007						
				YANG Ziyao (F)	2003	0.31	20.64	42.87	42.87	3.04	q
				LIN Maocan (M)	2005	0.28	23.63	49.71	1:32.58		
				WANG Kaili (F)	2008	0.04	16.16	35.20	2:07.78		
8	1	7	GRE	GREECE							
				ROKKOS Angelos (M)	2007						
				KAPERDA Giolanda (F)	2006	0.43	19.93	43.56	43.56	3.87	q
				KOROMPYLIS Angelos (M)	2009	0.05	23.61	49.83	1:33.39		
				ILIAKI Maria (F)	2009	0.16	16.19	34.94	2:08.33		
9	1	5	UKR	UKRAINE							
				ARTUR Artamonov (M)	1992						
				TYMOSHENKO Yevheniia (F)	2002	0.29	21.45	43.96	43.96	4.21	R1
				KUZMENKO Oleksandr (M)	2005	0.23	22.42	48.31	1:32.27		
				UVAROVA Viktoriia (F)	2001	0.35	16.94	36.24	2:08.51		
10	2	8	KOR	REPUBLIC OF KOREA							
				KIM Minkyong (M)	2003						
				YANG Jiwon (F)	1995	0.41	20.33	43.21	43.21	4.29	R2
				CHA Jonghwan (M)	2002	0.01	23.36	49.08	1:32.29		
				LEE Eun Seo (F)	2001	0.34	16.32	35.82	2:08.11		
11	1	2	COL	COLOMBIA							
				ROA CARDENAS Samuel (M)	2004						
				TOBON GUZMAN Melissa (F)	2008	0.03	21.41	45.80	45.80	5.63	AMR
				DURAN ASTUDILLO Nicolas (M)	2009	0.10	21.84	48.51	1:34.31		
				MORENO ALEGRIA Diana P. (F)	1991	0.27	16.20	35.16	2:09.47		
12	2	7	CRO	CROATIA							
				DEANOVIC Filip (M)	2006						
				GALIC Gloria (F)	2005	0.15	21.45	44.88	44.88	8.82	
				SESTAK Mihael (M)	2002	0.29	22.60	49.02	1:33.90		
				PUSTAHJIA Barbara (F)	2001	0.20	17.46	38.17	2:12.07		
							19.16	41.51	2:53.58		

26.06.26 [Handwritten signatures]

			SURNAME & NAME	YEAR	R.T.			TIME	GAP
13	2	1	CZE CZECHIA						
			ZEMBA David (M)	2008		21.35	44.09	2:55.11	10.35
			DUSKOVA Nela (F)	2006	0.45	24.69	51.97	44.09	
			PLOC Vasilij (M)	2008	0.32	17.31	36.90	1:36.06	
			KRATOCHVILOVA Tereza (F)	2008	0.30	20.02	42.15	2:12.96	
14	1	1	ESP SPAIN						
			SANTANO PEREZ Jose M. (M)	2000		21.97	45.54	2:55.54	10.78
			ROMAN DIAZ Marina (F)	2004	0.04	23.38	50.61	45.54	
			ASIN MENES David (M)	1996	0.45	17.05	35.73	1:36.15	
			LACUNZA ELIZALDE Irati (F)	1996	0.37	20.77	43.66	2:11.88	
15	1	8	MAS MALAYSIA						
			AIDAN KOH Ae Bin (M)	2006		22.16	46.82	3:12.50	27.74
			SOON Roxanne Hui Nee (F)	2007	0.64	25.90	53.60	46.82	
			LAW Yong Aun (M)	2008	0.50	20.05	43.11	1:40.42	
			BINTI BONYAMIN Hani Farh (F)	2010	0.62	22.69	48.97	2:23.53	
NOT CLASSIFIED									
1	4		EGY EGYPT						

ABS

Issued: 26 JUN 2026 at 11:01

26.06.26 11:12



2026 CMAS World Championship Finswimming Indoor



Results

RANK HEAT LANE SURNAME & NAME NAT YEAR R.T. TIME GAP

Event 119
26 JUN 2026 - 17:00

Women's 50 m SF Final

WR	16.94	JANG Ye Sol	1988	KOR	Volos (GRE)	26 JUN 2016
WJR	17.42	ILIAKI Maria	2009	GRE	Klaipeda (LTU)	29 JUN 2024

RANK	HEAT	LANE	SURNAME & NAME	NAT	YEAR	R.T.	TIME	GAP	REMARKS
1	1	6	SLISEVA Diana	CM1	2005				
2	1	5	XIE Wenmin	CHN	2004	0.81	17.36		Gold
3	1	4	HU Yaoyao	CHN	2000	0.81	17.49	0.13	Silver
4	1	1	ILIAKI Maria	GRE	2009	0.88	17.56	0.20	Bronze
5	1	2	BARTHEL Nadja	GER	2004	0.82	17.71	0.35	
6	1	8	TELIOUSI Ifigeneia	GRE	2008	0.80	17.78	0.42	
7	1	3	MALACHOWSKA Julia	POL	1999	0.83	17.85	0.49	
7	1	7	PROSHINA Valeria	CM1	2005	0.87	17.95	0.59	
						0.91	17.95	0.59	

Issued: 26 JUN 2026 at 17:05

26.06.26

17:15



2026 CMAS World Championship Finswimming Indoor



Results

RANK HEAT LANE SURNAME & NAME NAT YEAR R.T. TIME GAP

Event 120

26 JUN 2026 - 17:05

Men's 50 m SF Final

WR	14.83	POSCHART Max	1994	GER	Olsztyn (POL)	19 JUL 2025
WJR	15.41	KACHMASHEV Egor	2002	RUS	Sharm el Sheik (EGY)	01 AUG 2019

RANK	HEAT	LANE	SURNAME & NAME	NAT	YEAR	R.T.	TIME	GAP	Medal	ASR
1	1	4	HWANG GyuJin	KOR	2005	0.76	15.03		Gold	
2	1	8	PARK Tae Ho	KOR	1997	0.83	15.31	0.28	Silver	
3	1	5	FERNANDEZ Mauricio	COL	1987	0.83	15.36	0.33	Bronze	
4	1	2	PANAGIOTIDIS Georgios	GRE	2001	0.80	15.56	0.53		
5	1	1	KOROMPYLIS Angelos	GRE	2009	0.90	15.73	0.70		
6	1	3	NGUYEN THANH Loc	VIE	1995	0.85	15.84	0.81		
7	1	7	ATMAN Derin	TUR	2005	0.83	15.97	0.94		
8	1	6	WU Enxi	CHN	2005	0.88	16.00	0.97		

Issued: 26 JUN 2026 at 17:10

26.06.26 17:16 [Signature]



2026 CMAS World Championship Finswimming Indoor



Results

RANK HEAT LANE SURNAME & NAME
Event 121
26 JUN 2026 - 17:17

NAT YEAR R.T. 50m 100m 150m TIME GAP

Women's 200 m IM Final

WR	WJR	1:18.05	YAO Huaili										
		1:20.84	SAPRYKINA Kseniia										
				2006	CHN	Belgrade (SRB)						14 JUL 2024	
				2008	CM1	Chios (GRE)						21 JUN 2025	
1	1	3	YAO Huaili	CHN	2006	18.77	38.57 19.80	59.24 20.67	1:20.19 20.95			Gold	
2	1	4	SAPRYKINA Kseniia	CM1	2008	19.06	39.16 20.10	1:00.67 21.51	1:22.60 21.93	2.41		Silver	
3	1	6	BAEK Seohyun	KOR	1998	0.99	19.32	39.95 20.63	1:01.38 21.43	1:24.46 23.08	4.27	Bronze	
4	1	5	VERGER Anais	FRA	2000	19.68	40.10 20.42	1:01.35 21.25	1:24.56 23.21	4.37			
5	1	2	DELIGIANNI Eirini	GRE	1992	19.18	40.46 21.28	1:02.75 22.29	1:25.82 23.07	5.63			
6	1	7	HU Yaoyao	CHN	2000	20.10	41.47 21.37	1:04.00 22.53	1:26.31 22.31	6.12			
7	1	8	TIMCHENKO Ekaterina	CM1	2008	0.69	20.36	42.21 21.85	1:04.46 22.25	1:27.13 22.67	6.94		
8	1	1	RUETZE Michele	GER	2000	0.99	19.96	41.49 21.53	1:04.64 23.15	1:27.60 22.96	7.41		

Issued: 26 JUN 2026 at 17:24

26.06.26

17:27



2026 CMAS World Championship Finswimming Indoor



Results

RANK HEAT LANE SURNAME & NAME

NAT

YEAR

R.T.

50m

100m

150m

TIME

GAP

Event 122

26 JUN 2026 - 17:29

Men's 200 m IM Final

WR	1:11.14 MOERSTEDT Justus				2001	GER	Rostock (GER)		01 JUN 2025			
WJR	1:16.52 *QIN Kangyu				2009	CHN	Incheon (KOR)		26 JUN 2026			
1	1	5	GUAN Hanzhi	CHN	2003		17.30	35.51	53.96	1:11.89	Gold	ASR
								18.21	18.45	17.93		
2	1	4	ZAKHAROV Oleksii	UKR	2001	0.93	17.43	35.59	54.62	1:13.63	1.74	Silver
								18.16	19.03	19.01		
3	1	6	SHIN Myeongjun	KOR	2001		16.62	34.63	53.46	1:13.75	1.86	Bronze
								18.01	18.83	20.29		
4	1	3	TOVAR BOLANOS Marlon V.	COL	1998		17.56	35.67	54.71	1:15.25	3.36	AMR
								18.11	19.04	20.54		
5	1	7	QIN Kangyu	CHN	2009		17.05	35.31	55.48	1:15.33	3.44	WJ
								18.26	20.17	19.85		
6	1	2	STIAZHKIN Andrei	CM1	2002	0.68	17.53	36.28	54.84	1:15.39	3.50	
								18.75	18.56	20.55		
7	1	8	DO DINH Toan	VIE	1997	0.99	17.59	36.04	55.77	1:16.86	4.97	
								18.45	19.73	21.09		
8	1	1	NGUYEN TIEN Dat	VIE	2003		17.64	36.81	57.00	1:17.41	5.52	
								19.17	20.19	20.41		

Issued: 26 JUN 2026 at 17:37

26.06.26 17:41

Data Processing and Timing by Microplus - www.microplustiming.com

Report Created FRI 26 JUN 2026 at 17:38



2026 CMAS World Championship Finswimming Indoor



Results

RANK HEAT LANE SURNAME & NAME NAT YEAR R.T. TIME GAP
 50m 100m 150m 200m 250m 300m 350m
Event 109
 26 JUN 2026 - 17:41

Women's 400 m SF Final

WR	WJR	3:11.88	HRECHKO Sofia	2005	UKR	Chengdu (CHN)	11 AUG 2025	
		3:12.27	YAKOVLEVA Anna	2008	UKR	Chengdu (CHN)	11 AUG 2025	
1	1	4	KUPRESSOVA Elizaveta	CM1	2008	0.89	3:12.16	Gold
		22.74	46.38	1:10.65	1:35.12			
			23.64	24.27	24.47			
2	1	2	YAKOVLEVA Anna	UKR	2008	24.33	3:14.67	2.51 Silver
		22.98	47.03	1:11.56	1:36.69			
			24.05	24.53	25.13			
3	1	7	HRECHKO Sofia	UKR	2005	24.28	3:16.18	4.02 Bronze
		23.44	48.00	1:12.96	1:38.24			
			24.56	24.96	25.28			
4	1	5	ZUBAREVA Alena	CM1	2009	0.91	3:17.71	5.55
		22.87	47.54	1:12.50	1:37.27			
			24.67	24.96	24.77			
5	1	8	MAGDY HAGRASS Nada	EGY	2005	0.96	3:20.29	8.13
		23.56	48.62	1:13.91	1:39.54			
			25.06	25.29	25.63			
6	1	6	FILOGLOU Anna	GRE	2009	0.98	3:20.44	8.28
		23.56	48.38	1:13.20	1:38.51			
			24.82	24.82	25.31			
7	1	1	LEONARDI Anna	ITA	2008	0.98	3:24.99	12.83
		23.04	47.67	1:12.52	1:38.30			
			24.63	24.85	25.78			
NOT CLASSIFIED								
1	3		VERGER Anais	FRA	2000		DNF	

Issued: 26 JUN 2026 at 17:50

26.06.26

17 56

FSWW400MSF FNL 74A 1.0

Data Processing and Timing by Microplus - www.microplustiming.com
 Report Created FRI 26 JUN 2026 at 17:51





2026 CMAS World Championship Finswimming Indoor



Results

RANK HEAT LANE SURNAME & NAME NAT YEAR R.T. TIME GAP
50m 100m 150m 200m 250m 300m 350m

Event 110
26 JUN 2026 - 17:54

Men's 400 m SF Final

WR	WJR	2:52.68	KISS Nandor	2:56.07	KISS Nandor	2005	HUN	Chengdu (CHN)	10 AUG 2025	
						2005	HUN	Cali (COL)	20 JUL 2022	
1	1	4	KISS Nandor		HUN	2005		0.91	2:52.86	Gold
		20.29	41.55	1:02.94	1:24.70					
			21.26	21.39	21.76		2:08.77	2:30.78		
2	1	5	KOVACS Megyer		HUN	2007	22.16	22.01	22.08	
		21.00	42.64	1:05.14	1:26.92					
			21.64	22.50	21.78		2:10.92	2:33.09	2:54.64	1.78 Silver
3	1	3	LEBEAU Antonin		FRA	2007	22.29	22.17	21.55	
		20.85	42.67	1:05.32	1:28.20					
			21.82	22.65	22.88		2:13.59	2:36.75	3:00.49	7.63 Bronze
4	1	8	EHAB HELMY Mohab		EGY	2007	22.67	23.16	23.74	
		20.59	42.93	1:05.09	1:28.17					
			22.34	22.16	23.08		2:15.12	2:38.45	3:00.52	7.66 AFR
5	1	2	JIMENEZ Alexander		COL	1993	23.55	23.39	22.07	
		21.66	44.11	1:06.65	1:29.56					
			22.45	22.54	22.91		2:15.02	2:38.39	3:01.74	8.88
6	1	6	AKENTEV David		CMR	2008	22.79	23.37	23.35	
		20.97	43.78	1:06.54	1:29.77					
			22.81	22.76	23.23		2:16.49	2:39.65	3:02.33	9.47
7	1	1	LUU NGUYEN DUC Tam		VIE	1997	23.50	23.16	22.68	
		21.44	43.84	1:06.34	1:29.02					
			22.40	22.50	22.68		2:14.85	2:38.73	3:03.36	10.50
8	1	7	DEGLI ESPOSTI Christian		ITA	2005	23.49	23.88	24.63	
		20.58	43.25	1:06.59	1:30.38					
			22.67	23.34	23.79		2:18.48	2:42.00	3:05.55	12.69
							24.05	23.52	23.55	

Issued: 26 JUN 2026 at 18:04

26.06.26 18:00 [Signature]



2026 CMAS World Championship Finswimming Indoor



Results

RANK HEAT LANE NAT RELAY SURNAME & NAME YEAR R.T. 50m 100m TIME GAP

Event 123
26 JUN 2026 - 18:07

Mixed 4x100 m SB Final

WR	WJR	2:41.99 HUNGARY	2:46.60 GREECE	HUN	GRE	Belgrade (SRB)	Klaipeda (LTU)	14 JUL 2024	30 JUN 2024
1	1	3	CM1 CMAS1						
			FEDKIN Aleksei (M)	2002					
			MARTYNOVA Iana (F)	2002	0.29	19.73	41.85	2:41.82	Gold
			PESHKOV Iaroslav (M)	2008	0.21	22.07	47.39	41.85	WR-ER
			SLISEVA Diana (F)	2005	0.19	16.02	34.46	1:29.24	
2	1	4	POL POLAND						
			KROPIDLOWSKI Szymon (M)	2002		17.54	38.12	2:41.82	
			DUDEK Antonina (F)	2002				2:42.52	0.70 Silver
			NOWAK Filip (M)	2005	0.21	19.09	40.76	40.76	
			MALACHOWSKA Julia (F)	1997	0.22	22.37	47.64	1:28.40	
3	1	5	GER GERMANY						
			LOSSNER Niklas (M)	1999	0.27	18.01	35.70	2:04.10	
			GAWENDA Lara (F)	2006				2:42.52	
			LEIPOLD Marek (M)	2005	0.26	19.67	42.49	2:43.79	1.97 Bronze
			BARTHEL Nadja (F)	2006	0.05	22.65	47.93	42.49	
4	1	7	HUN HUNGARY						
			BARTHÉLYM Zoltan (M)	2004	0.40	14.71	33.60	2:04.02	
			CSEPLE Kelen (M)	2003		18.34	39.77	2:43.79	
			TURUCZ Zoe (F)	2008	0.30	20.36	41.93	2:44.74	2.92
			BUKOR Adam (M)	1999	0.20	22.70	48.52	41.93	
5	1	8	GRE GREECE						
			SUBA Sara (F)	2004	0.00	16.38	35.11	2:05.56	
			ROKKOS Angelos (M)	2007		18.48	39.18	2:44.74	
			KAPERDA Giolanda (F)	2006	0.44	19.94	43.65	2:48.45	6.63
			KOROMPYLIS Angelos (M)	2009	0.12	23.48	49.61	43.65	
6	1	1	CHN PEOPLE'S REPUBLIC OF CHINA						
			ILIAKI Maria (F)	2009	0.07	16.05	34.72	1:33.26	
			CHEN Weilin (M)	2007		18.23	40.47	2:07.98	
			YANG Ziyang (F)	2003	0.29	20.67	42.70	2:48.45	6.97
			LIN Maocan (M)	2005	0.21	23.40	49.35	42.70	
			SHU Chengjing (F)	1996	0.19	16.94	36.83	1:32.05	
			NOT CLASSIFIED			18.63	39.91	2:48.79	
1	2		FRA FRANCE						
			DE ZALDIVAR Theo (M)	2001				DSQ	
			JULIEN Camille (F)	1997	0.08	20.05	42.44	42.44	
			ZUGMEYER Colas (M)	2001	0.16	22.45	48.26	1:30.70	
1	6		ITA ITALY						
			HAMON Maiwenn (F)	2003	- 0.03	15.38	34.19	2:04.89	
			PAVONI Filippo (M)	2002				DSQ	
			MAGOGA Viola (F)	2001	0.20	20.10	42.45	42.45	
			BIANCALANA Fabio (M)	2005	- 0.06	21.84	47.98	42.45	
			BRUNI Giulia (F)	2008				1:30.43	

Issued: 26 JUN 2026 at 18:23

26.06.26 18:28 [Signature]

Data Processing and Timing by Microplus - www.microplustiming.com
Report Created FRI 26 JUN 2026 at 18:24

FSWX4X100MSB-----FNL-----_74B 1.0





2026 CMAS World Championship Finswimming Indoor



Results

Event 24
27 JUN 2026 - 9:15

Women's 200 m SF Heats

WR	1:25.41	BARANOVSKAYA Valeriya	1990	RUS	Wroclaw (POL)	21 JUL 2017
WJR	1:26.39	MIKHAILUSHKINA Ekaterina	2001	RUS	Wroclaw (POL)	05 JUL 2017

Heat 1 of 4

RANK	LANE	SURNAME & NAME	NAT	YEAR	R.T.	50m	100m	150m	TIME	GAP
1	4	WOJNAR Julia	AUT	2008	0.90	23.24	48.85 25.61	1:15.70 26.85	1:42.80 27.10	
2	3	LEE Jun Hsuen	MAS	2011	0.94	24.77	52.29 27.52	1:20.77 28.48	1:48.88 28.11	6.08
3	5	BINTI BONYAMIN Hani Farh	MAS	2010	0.93	23.79	50.78 26.99	1:20.08 29.30	1:50.11 30.03	7.31

Issued: 27 JUN 2026 at 9:18

Heat 2 of 4

1	4	MIKHAYLUSHKINA Ekaterina	CM1	2001	0.90	21.21	43.70 22.49	1:06.72 23.02	1:30.12 23.40	q
2	5	LEE Yumin	KOR	2007	0.93	21.30	44.39 23.09	1:07.01 22.62	1:30.97 23.96	0.85 q
3	3	VERGER Anais	FRA	2000	0.81	21.35	43.64 22.29	1:06.88 23.24	1:31.55 24.67	1.43 q
4	2	WANG Kaili	CHN	2008	0.86	21.83	44.57 22.74	1:07.81 23.24	1:31.57 23.76	1.45 R1
5	6	RUETZE Michele	GER	2000	0.93	21.91	45.12 23.21	1:10.32 25.20	1:36.17 25.85	6.05
6	1	IKEDA Sakurako	JPN	2002	0.90	23.48	48.16 24.68	1:14.23 26.07	1:39.02 24.79	8.90

NOT CLASSIFIED

7		LEE Ru-Yi	TPE	2001					DSQ	
---	--	-----------	-----	------	--	--	--	--	-----	--

Issued: 27 JUN 2026 at 9:22

Heat 3 of 4

1	4	NALBANDIAN Alina	CM1	1998	0.93	20.84	43.55 22.71	1:06.65 23.10	1:30.21 23.56	q
2	5	TELIOUSI Ifigeneia	GRE	2008	0.87	20.57	43.33 22.76	1:06.77 23.44	1:31.19 24.42	0.98 q
3	6	DELIGIANNI Eirini	GRE	1992	0.95	21.14	43.94 22.80	1:07.55 23.61	1:32.00 24.45	1.79
4	2	KOHLER Nina	GER	2004	0.89	21.90	44.84 22.94	1:08.18 23.34	1:32.34 24.16	2.13
5	3	LEE Eun Seo	KOR	2001	0.95	21.40	44.22 22.82	1:07.80 23.58	1:33.54 25.74	3.33
6	7	KRATOCHVILOVA Tereza	CZE	2008	0.99	21.37	44.59 23.22	1:09.34 24.75	1:35.91 26.57	5.70
7	1	NEMETH Nora	HUN	2008	0.93	22.84	47.00 24.16	1:12.26 25.26	1:36.48 24.22	6.27

Issued: 27 JUN 2026 at 9:25

27.06.26 9:51

Heat 4 of 4

RANK	LANE	SURNAME & NAME	NAT	YEAR	R.T.				TIME	GAP	
1	5	YAKOVLEVA Anna	UKR	2008		21.84	44.89 23.05	1:08.31 23.42	1:31.02 22.71		q
2	4	HRECHKO Sofia	UKR	2005	0.99	21.92	45.36 23.44	1:08.85 23.49	1:31.24 22.39	0.22	q
3	2	SUBA Sara	HUN	2004	0.85	21.89	44.71 22.82	1:08.13 23.42	1:31.45 23.32	0.43	q
4	3	LOPERA OROZCO Maria C.	COL	1999	0.84	21.92	45.14 23.22	1:08.51 23.37	1:31.81 23.30	0.79	R2
5	6	RETAMOZO Viviana	COL	1998	0.91	21.18	44.38 23.20	1:08.02 23.64	1:33.00 24.98	1.98	
6	1	RAFFAETA' Anna	ITA	2009	0.98	22.32	45.64 23.32	1:10.33 24.69	1:34.97 24.64	3.95	
7	7	DANG THI Vuong	VIE	2006	0.91	22.07	46.51 24.44	1:11.06 24.55	1:36.16 25.10	5.14	
8	8	INTARAPRASAT Warunee	THA	2009	0.94	23.12	48.48 25.36	1:15.21 26.73	1:40.54 25.33	9.52	

Issued: 27 JUN 2026 at 9:29

27.06.26

957



2026 CMAS World Championship Finswimming Indoor



Results

RANK HEAT LAÑE SURNAME & NAME
Event 24
27 JUN 2026 - 9:15

NAT YEAR R.T. 50m 100m 150m TIME GAP

Women's 200 m SF Heats

WR	WJR	1:25.41	1:26.39	BARANOVSKAYA Valeriya	MIKHAILUSHKINA Ekaterina	1990	RUS	2001	RUS	Wroclaw (POL)	Wroclaw (POL)	21 JUL 2017	05 JUL 2017
1	2	4	MIKHAYLUSHKINA Ekaterina	CM1	2001	0.90	21.21	43.70	1:06.72	1:30.12			
								22.49	23.02	23.40			q
2	3	4	NALBANDIAN Alina	CM1	1998	0.93	20.84	43.55	1:06.65	1:30.21	0.09		q
								22.71	23.10	23.56			q
3	2	5	LEE Yumin	KOR	2007	0.93	21.30	44.39	1:07.01	1:30.97	0.85		q
								23.09	22.62	23.96			q
4	4	5	YAKOVLEVA Anna	UKR	2008		21.84	44.89	1:08.31	1:31.02	0.90		q
								23.05	23.42	22.71			q
5	3	5	TELIOUSI Ifigeneia	GRE	2008	0.87	20.57	43.33	1:06.77	1:31.19	1.07		q
								22.76	23.44	24.42			q
6	4	4	HRECHKO Sofila	UKR	2005	0.99	21.92	45.36	1:08.85	1:31.24	1.12		q
								23.44	23.49	22.39			q
7	4	2	SUBA Sara	HUN	2004	0.85	21.89	44.71	1:08.13	1:31.45	1.33		q
								22.82	23.42	23.32			q
8	2	3	VERGER Anais	FRA	2000	0.81	21.35	43.64	1:06.88	1:31.55	1.43		q
								22.29	23.24	24.67			q
9	2	2	WANG Kalli	CHN	2008	0.86	21.83	44.57	1:07.81	1:31.57	1.45		R1
								22.74	23.24	23.76			R1
10	4	3	LOPERA OROZCO Maria C.	COL	1999	0.84	21.92	45.14	1:08.51	1:31.81	1.69		R2
								23.22	23.37	23.30			R2
11	3	6	DELIGIANNI Eirini	GRE	1992	0.95	21.14	43.94	1:07.55	1:32.00	1.88		
								22.80	23.61	24.45			
12	3	2	KOHLER Nina	GER	2004	0.89	21.90	44.84	1:08.18	1:32.34	2.22		
								22.94	23.34	24.16			
13	4	6	RETAMOZO Viviana	COL	1998	0.91	21.18	44.38	1:08.02	1:33.00	2.88		
								23.20	23.64	24.98			
14	3	3	LEE Eun Seo	KOR	2001	0.95	21.40	44.22	1:07.80	1:33.54	3.42		
								22.82	23.58	25.74			
15	4	1	RAFFAETA' Anna	ITA	2009	0.98	22.32	45.64	1:10.33	1:34.97	4.85		
								23.32	24.69	24.64			
16	3	7	KRATOCHVILOVA Tereza	CZE	2008	0.99	21.37	44.59	1:09.34	1:35.91	5.79		
								23.22	24.75	26.57			
17	4	7	DANG THI Vuong	VIE	2006	0.91	22.07	46.51	1:11.06	1:36.16	6.04		
								24.44	24.55	25.10			
18	2	6	RUETZE Michele	GER	2000	0.93	21.91	45.12	1:10.32	1:36.17	6.05		
								23.21	25.20	25.85			
19	3	1	NEMETH Nora	HUN	2008	0.93	22.84	47.00	1:12.26	1:36.48	6.36		
								24.16	25.26	24.22			
20	2	1	IKEDA Sakurako	JPN	2002	0.90	23.48	48.16	1:14.23	1:39.02	8.90		
								24.68	26.07	24.79			
21	4	8	INTARAPRASAT Warunee	THA	2009	0.94	23.12	48.48	1:15.21	1:40.54	10.42		
								25.36	26.73	25.33			
22	1	4	WOJNAR Julia	AUT	2008	0.90	23.24	48.85	1:15.70	1:42.80	12.68		
								25.61	26.85	27.10			

27.06.26

951

RANK	HEAT	LANE	SURNAME & NAME	NAT	YEAR	R.T.				TIME	GAP
23	1	3	LEE Jun Hsuen	MAS	2011	0.94	24.77	52.29	1:20.77	1:48.88	18.76
								27.52	28.48	28.11	
24	1	5	BINTI BONYAMIN Hani Farh	MAS	2010	0.93	23.79	50.78	1:20.08	1:50.11	19.99
								26.99	29.30	30.03	
NOT CLASSIFIED											
	2	7	LEE Ru-YI	TPE	2001					DSQ	

Issued: 27 JUN 2026 at 9:29

27.06.26 9:51 [Signature]



2026 CMAS World Championship Finswimming Indoor



Results

RANK LANE SURNAME & NAME NAT YEAR R.T. 50m 100m 150m TIME GAP
Event 25
27 JUN 2026 - 9:31

Men's 200 m SF Heats

WR	1:17.71	KISS Nandor	2005	HUN	Chengdu (CHN)	11 AUG 2025
WJR	1:20.05	KACHMASHEV Egor	2002	RUS	Ioannina (GRE)	28 JUN 2019

Heat 1 of 4

RANK	LANE	SURNAME & NAME	NAT	YEAR	R.T.	50m	100m	150m	TIME	GAP
1	4	BIN AZMY Muhammad Imann	MAS	2011	0.86	22.36	46.70 24.34	1:12.47 25.77	1:37.06 24.59	
2	5	LOW Hong Liang	MAS	2009	0.89	24.78	52.67 27.89	1:20.01 27.34	1:47.74 27.73	10.68
3	3	BAYARMAGNAI Uulenkhuu	MGL	2011		23.43	52.26 28.83	1:22.79 30.53	1:56.33 33.54	19.27

Issued: 27 JUN 2026 at 9:33

Heat 2 of 4

1	3	DEGLI ESPOSTI Christian	ITA	2005	0.97	19.25	39.96 20.71	1:01.41 21.45	1:22.29 20.88	q
2	4	OCAMPO LOZADA Juan F.	COL	1994	0.97	18.72	39.59 20.87	1:01.11 21.52	1:22.48 21.37	0.19 q
3	5	JANG Hyoungho	KOR	1986	0.85	19.45	40.19 20.74	1:01.48 21.29	1:23.00 21.52	0.71 R1
4	7	LEIPOLD Marek	GER	2006	0.85	18.64	39.38 20.74	1:01.48 22.10	1:23.78 22.30	1.49 R2
5	6	AHMED ALY Yassin	EGY	2006		19.52	40.11 20.59	1:01.90 21.79	1:24.06 22.16	1.77
6	2	SUKUR Ege	TUR	2007	0.96	20.08	41.11 21.03	1:02.93 21.82	1:24.81 21.88	2.52
7	1	KUZMENKO Oleksandr	UKR	2005		20.13	41.46 21.33	1:03.86 22.40	1:25.41 21.55	3.12

Issued: 27 JUN 2026 at 9:37

Heat 3 of 4

1	4	PESHKOV Iaroslav	CMR	2008	0.88	19.17	39.97 20.80	1:00.98 21.01	1:22.61 21.63	q
2	5	CARONNO Lorenzo	ITA	2001	0.88	18.85	39.79 20.94	1:01.06 21.27	1:22.66 21.60	0.05 q
3	3	MOZSAR Istvan Alex	HUN	2000				1:03.04	1:25.03 21.99	2.42
4	6	PAN Zhenhao	CHN	2007	0.95	19.66	40.83 21.17	1:03.23 22.40	1:25.53 22.30	2.92
5	2	HORA Vitalii	UKR	2004	0.99	20.54	42.24 21.70	1:04.61 22.37	1:25.73 21.12	3.12
6	7	CHIU Shao-Hung	TPE	2007	0.98	19.05	40.40 21.35	1:03.78 23.38	1:27.97 24.19	5.36
7	1	WATABE Riki	JPN	1997	0.81	20.13	42.66 22.53	1:05.56 22.90	1:28.59 23.03	5.98
8	8	SALCEDO Arturo	MEX	2004	0.89	22.05	46.48 24.43	1:13.69 27.21	1:40.78 27.09	18.17

27.06.26 9:57

Issued: 27 JUN 2026 at 9:43

Heat 4 of 4

RANK	LANE	SURNAME & NAME	NAT	YEAR	R.T.	TIME	GAP	REMARKS	
1	3	JIMENEZ Alexander	COL	1993	0.98	19.90 39.92 20.02	1:00.49 20.57	1:21.16 20.67	q AMR
2	4	KISS Nandor	HUN	2005	0.98	18.96 38.88 19.92	59.88 21.00	1:21.25 21.37	0.09 q
3	5	AKENTEV David	CM1	2008	0.90	19.12 39.49 20.37	1:00.47 20.98	1:21.97 21.50	0.81 q
4	6	HA Seungwoo	KOR	2005	0.87	19.56 40.04 20.48	1:00.98 20.94	1:22.73 21.75	1.57 q
5	1	PLOC Vasilij	CZE	2008	0.99	19.35 40.37 21.02	1:02.19 21.82	1:24.39 22.20	3.23
6	2	ALOUJ Mohamed Amine	TUN	2007	0.96	20.35 41.43 21.08	1:04.23 22.80	1:26.18 21.95	5.02
7	8	BADILLO ENRIQUEZ Salvado	MEX	1990	0.89	20.07 41.66 21.59	1:04.15 22.49	1:27.59 23.44	6.43
8	7	NGUYEN HUY Anh	VIE	2007	0.82	18.43 42.52 24.09	1:07.58 25.06	1:33.21 25.63	12.05

Issued: 27 JUN 2026 at 9:47

27.06.26

957



2026 CMAS World Championship Finswimming Indoor



Results

RANK HEAT LANE SURNAME & NAME NAT YEAR R.T. 50m 100m 150m TIME GAP
Event 25
 27 JUN 2026 - 9:31

Men's 200 m SF Heats

WR WJR		1:17.71 1:20.05	KISS Nandor KACHMASHEV Egor		2005 2002	HUN RUS	Chengdu (CHN) Ioannina (GRE)					11 AUG 2025 28 JUN 2019
1	4	3	JIMENEZ Alexander	COL	1993	0.98	19.90	39.92 20.02	1:00.49 20.57	1:21.16		q AMP
2	4	4	KISS Nandor	HUN	2005	0.98	18.96	38.88 19.92	59.88 21.00	1:21.25	0.09	q
3	4	5	AKENTEV David	CM1	2008	0.90	19.12	39.49 20.37	1:00.47 20.98	1:21.97	0.81	q
4	2	3	DEGLI ESPOSTI Christian	ITA	2005	0.97	19.25	39.96 20.71	1:01.41 21.45	1:22.29	1.13	q
5	2	4	OCAMPO LOZADA Juan F.	COL	1994	0.97	18.72	39.59 20.87	1:01.11 21.52	1:22.48	1.32	q
6	3	4	PESHKOV Iaroslav	CM1	2008	0.88	19.17	39.97 20.80	1:00.98 21.01	1:22.61	1.45	q
7	3	5	CARONNO Lorenzo	ITA	2001	0.88	18.85	39.79 20.94	1:01.06 21.27	1:22.66	1.50	q
8	4	6	HA Seungwoo	KOR	2005	0.87	19.56	40.04 20.48	1:00.98 20.94	1:22.73	1.57	q
9	2	5	JANG Hyoungho	KOR	1986	0.85	19.45	40.19 20.74	1:01.48 21.29	1:23.00	1.84	R1
10	2	7	LEIPOLD Marek	GER	2006	0.85	18.64	39.38 20.74	1:01.48 22.10	1:23.78	2.62	R2
11	2	6	AHMED ALY Yassin	EGY	2006		19.52	40.11 20.59	1:01.90 21.79	1:24.06	2.90	
12	4	1	PLOC Vasilij	CZE	2008	0.99	19.35	40.37 21.02	1:02.19 21.82	1:24.39	3.23	
13	2	2	SUKUR Ege	TUR	2007	0.96	20.08	41.11 21.03	1:02.93 21.82	1:24.81	3.65	
14	3	3	MOZSAR Istvan Alex	HUN	2000				1:03.04	1:25.03	3.87	
15	2	1	KUZMENKO Oleksandr	UKR	2005		20.13	41.46 21.33	1:03.86 22.40	1:25.41	4.25	
16	3	6	PAN Zhenhao	CHN	2007	0.95	19.66	40.83 21.17	1:03.23 22.40	1:25.53	4.37	
17	3	2	HORA Vitalii	UKR	2004	0.99	20.54	42.24 21.70	1:04.61 22.37	1:25.73	4.57	
18	4	2	ALOUI Mohamed Amine	TUN	2007	0.96	20.35	41.43 21.08	1:04.23 22.80	1:26.18	5.02	
19	4	8	BADILLO ENRIQUEZ Salvado	MEX	1990	0.89	20.07	41.66 21.59	1:04.15 22.49	1:27.59	6.43	
20	3	7	CHIU Shao-Hung	TPE	2007	0.98	19.05	40.40 21.35	1:03.78 23.38	1:27.97	6.81	
21	3	1	WATABE Riki	JPN	1997	0.81	20.13	42.66 22.53	1:05.56 22.90	1:28.59	7.43	
22	4	7	NGUYEN HUY Anh	VIE	2007	0.82	18.43	42.52 24.09	1:07.58 25.06	1:33.21	12.05	

27.06.26

957

RANK	HEAT	LANE	SURNAME & NAME	NAT	YEAR	R.T.				TIME	GAP
23	1	4	BIN AZMY Muhammad Imann	MAS	2011	0.86	22.36	46.70	1:12.47	1:37.06	15.90
								24.34	25.77	24.59	
24	3	8	SALCEDO Arturo	MEX	2004	0.89	22.05	46.48	1:13.69	1:40.78	19.62
								24.43	27.21	27.09	
25	1	5	LOW Hong Liang	MAS	2009	0.89	24.78	52.67	1:20.01	1:47.74	26.58
								27.89	27.34	27.73	
26	1	3	BAYARMAGNAI Uulenkhuu	MGL	2011		23.43	52.26	1:22.79	1:56.33	35.17
								28.83	30.53	33.54	

Issued: 27 JUN 2026 at 9:47

27.06.26 9:57 *[Signature]*



2026 CMAS World Championship Finswimming Indoor



Results

RANK	LANE	SURNAME & NAME			NAT	YEAR			R.T.	TIME	GAP
		50m	100m	150m		200m	250m	300m			

Event 126
27 JUN 2026 - 17:17

Women's 400 m IM Heats

WR	2:53.99	YAO Huali	2006	CHN	Belgrade (SRB)	15 JUL 2024
WJR	2:56.87	CHEN SI Jia	1996	CHN	Volos (GRE)	27 JUN 2016

Slow Heat

Rank	Lane	Name	Nat	Year	50m	100m	150m	200m	250m	300m	350m	Total Time	GAP
1	3	XU Yichuan	CHN	1992	22.35(2)	45.29(2)	1:08.34(2)	1:31.81(1)	1:54.60(1)	2:18.27(1)	2:41.79(1)	3:05.85	
2	4	LEE Jimin	KOR	2008	21.43(1)	44.49(1)	1:08.24(1)	1:32.73(2)	1:58.49(2)	2:24.59(2)	2:50.89(2)	3:17.90	12.05
3	5	RADTSENKO Anastasija	EST	2004	23.39(3)	48.13(3)	1:13.51(3)	1:39.80(3)	2:06.13(3)	2:33.29(3)	3:00.44(3)	3:27.38	21.53
						24.74	25.38	26.29	26.33	27.16	27.15	26.94	

Issued: 27 JUN 2026 at 9:53

27.06.26

10 14



2026 CMAS World Championship Finswimming Indoor



Results

RANK	LANE	SURNAME & NAME			NAT	YEAR				R.T.	TIME	GAP
		50m	100m	150m		200m	250m	300m	350m			

Event 127
27 JUN 2026 - 17:30

Men's 400 m IM Heats

WR	2:40.40	CHI Cheng	1988	CHN	Volos (GRE)	26 JUN 2016
WJR	2:48.25	GRUBNIK Denis	1992	UKR	St.Petersburg (RUS)	24 AUG 2009

Slow Heat 2 of 2

RANK	LANE	SURNAME & NAME	NAT	YEAR	50m	100m	150m	200m	250m	300m	350m	TIME	GAP
1	4	LIN Maocan	CHN	2005	19.94(5)	40.96(3)	1:02.38(3)	1:24.23(2)	1:46.72(2)	2:09.34(2)	2:32.10(1)	2:54.62	
2	6	SOSA MORA Samuel A.	COL	2008	19.20(2)	39.88(1)	1:01.95(1)	1:24.56(3)	1:47.50(3)	2:10.98(3)	2:34.06(3)	2:55.33	0.71
3	5	ILOPOULOS Ioannis	GRE	2004	19.09(1)	39.93(2)	1:01.99(2)	1:23.55(1)	1:46.16(1)	2:08.67(1)	2:33.14(2)	2:55.49	0.87
4	3	CIMBUREK Daniel	CZE	2004	19.91(4)	41.36(5)	1:03.62(5)	1:26.12(5)	1:48.73(5)	2:11.37(4)	2:34.13(4)	2:55.69	1.07
5	2	TARASOV Vladimir	CMR	2009	19.78(3)	41.23(4)	1:03.07(4)	1:25.67(4)	1:48.57(4)	2:12.06(5)	2:35.20(5)	2:57.50	2.88
6	7	HORA Vitalii	UKR	2004	20.36(6)	42.36(6)	1:05.33(6)	1:29.20(6)	1:53.72(6)	2:18.82(6)	2:43.85(6)	3:07.43	12.81

Issued: 27 JUN 2026 at 10:04

Slow Heat 1 of 2

RANK	LANE	SURNAME & NAME	NAT	YEAR	50m	100m	150m	200m	250m	300m	350m	TIME	GAP
1	5	DECKY Martin	CZE	2000	20.68(1)	43.24(2)	1:06.09(2)	1:29.34(2)	1:52.85(2)	2:16.63(2)	2:40.19(1)	3:03.72	
2	4	GIRALDO Juan	COL	2003	20.85(2)	42.47(1)	1:04.36(1)	1:27.10(1)	1:50.85(1)	2:15.75(1)	2:40.79(2)	3:06.27	2.55
3	3	LIN Chao Chien	TPE	2004	21.31(3)	43.83(3)	1:07.14(3)	1:31.37(3)	1:57.38(3)	2:23.37(3)	2:52.49(3)	3:20.27	16.55

Issued: 27 JUN 2026 at 9:58

27.06.26

10 14



2026 CMAS World Championship Finswimming Indoor



Results

RANK LANE NAT RELAY
SURNAME & NAME YEAR R.T. 50m TIME GAP
Event 28
27 JUN 2026 - 10:05

Women's 4x50 m SF Heats

WR	1:07.99	CHINA	CHN	Chengdu (CHN)	11 AUG 2025
WJR	1:12.63	UKRAINE	UKR	Chios (GRE)	22 JUN 2025

Heat 1 of 2

RANK	LANE	NAT	RELAY	SURNAME & NAME	YEAR	R.T.	50m	TIME	GAP	MARK
1	5	COL	COLOMBIA	FERNANDEZ Grace	1995			1:10.58		q
				MORENO ALEGRIA Diana P.	1991	0.89	18.17	18.17		
				ORTEGA GARCIA Nikol D.	2006	0.28	17.50	35.67		
				AGUIRRE JOYA Paula A.	1999	0.16	17.54	53.21		
2	6	GER	GERMANY	BARTHEL Nadja	2004	0.37	17.37	1:10.58		
				KOHLER Nina	2004	0.80	17.72	17.72	1.32	q
				PLACZEK Lilly	2004	0.22	18.09	35.81		
				RUETZE Michele	2000	0.21	18.00	53.81		
3	4	UKR	UKRAINE	UVAROVA Viktoriia	2001	0.28	18.09	1:11.90		
				HRECHYKHINA Yelyzaveta	2009	0.88	18.54	18.54	1.40	q
				MAKARENKO Anastasiia	2006	0.60	18.07	36.61		
				HRECHKO Sofiia	2005	0.37	17.50	54.11		
4	3	ITA	ITALY	BRUNI Giulia	2008	0.36	17.87	1:11.98		
				RAFFAETA' Anna	2009	0.90	18.74	18.74	2.40	R1
				DESTEFANI Giorgia	2006	0.03	18.27	37.01		
				LUNGHINI Nicole	1997	0.13	17.90	54.91		
						0.00	18.07	1:12.98		

NOT CLASSIFIED

2 CRO CROATIA

ABS

Issued: 27 JUN 2026 at 10:09

Heat 2 of 2

RANK	LANE	NAT	RELAY	SURNAME & NAME	YEAR	R.T.	50m	TIME	GAP	MARK
1	3	KOR	REPUBLIC OF KOREA	LEE Yumin	2007			1:10.47		q
				GIL Da Seul	1994	0.93	18.21	18.21		
				KIM Minjeong	2000	0.31	17.71	35.92		
				SEO Uijin	2000	0.22	17.35	53.27		
2	4	CHN	PEOPLE'S REPUBLIC OF CHINA	XIE Wenmin	2004	0.13	17.20	1:10.47		
				SHU Chengjing	1996	0.82	18.44	18.44	0.84	q
				YAO Huali	2006	0.10	17.90	36.34		
				HU Yaoyao	2000	0.20	17.63	53.97		
3	5	CM1	CMAS1	SLISEVA Diana	2005	0.31	17.34	1:11.31		
				PROSHINA Valeriia	2005	0.82	17.64	17.64	1.06	q
				MARKINA Vlada	2003	0.25	17.61	35.25		
				KUPRESSOVA Elizaveta	2008	0.40	18.21	53.46		
4	6	FRA	FRANCE	BADOR Chloe	2010	0.27	18.07	1:11.53		
				GUILLE Lola	2006	0.96	18.58	18.58	1.35	q
				HAMON Maiwenn	2003	0.28	17.31	35.89		
				VERGER Anaïs	2000	0.11	17.75	53.64		
5	2	GRE	GREECE	TELIOUSI Ifigeneia	2008	0.20	18.18	1:11.82		
				ILIAKI Maria	2009	0.88	18.97	18.97	2.26	q
				DELIGIANNI Eirini	1992	0.06	17.76	36.73		
				KTENA Sofia	1986	0.06	17.72	54.45		
6	7	MAS	MALAYSIA	SOON Roxanne Hui Nee	2007	0.12	18.28	1:12.73		
				SHAIKUL ANUAR Shaiful Ad	2010	0.98	22.11	22.11	17.46	R2
				BINTI BONYAMIN Hani Farh	2010	0.53	20.89	43.00		
				LEE Jun Hsuen	2011	0.63	21.92	1:04.92		
						0.71	23.01	1:27.93		

Issued: 27 JUN 2026 at 10:15

27.06.26

10:28

FSWW4X50MSF-----HEAT-----_73B2 1.0

Data Processing and Timing by Microplus - www.microplustiming.com

Report Created SAT 27 JUN 2026 at 10:15

Page 1





2026 CMAS World Championship Finswimming Indoor



Results

RANK HEAT LANE NAT RELAY SURNAME & NAME YEAR R.T. 50m TIME GAP

Event 28
27 JUN 2026 - 10:05

Women's 4x50 m SF Heats

WR	WJR	1:07.99	CHINA	CHN	Chengdu (CHN)	11 AUG 2025			
		1:12.63	UKRAINE	UKR	Chios (GRE)	22 JUN 2025			
1	2	3	KOR REPUBLIC OF KOREA						
			LEE Yumin	2007	0.93	18.21	1:10.47		q
			GIL Da Seul	1994	0.31	17.71	18.21		
			KIM Minjeong	2000	0.22	17.35	35.92		
			SEO Uijin	2000	0.13	17.20	53.27		
2	1	5	COL COLOMBIA						
			FERNANDEZ Grace	1995	0.89	18.17	1:10.47	0.11	q
			MORENO ALEGRIA Diana P.	1991	0.28	17.50	18.17		
			ORTEGA GARCIA Nikol D.	2006	0.16	17.54	35.67		
			AGUIRRE JOYA Paula A.	1999	0.37	17.37	53.21		
3	2	4	CHN PEOPLE'S REPUBLIC OF CHINA						
			XIE Wenmin	2004	0.82	18.44	1:10.58	0.84	q
			SHU Chengjing	1996	0.10	17.90	1:11.31		
			YAO Huali	2006	0.20	17.63	18.44		
			HU Yaoyao	2000	0.31	17.34	36.34		
4	2	5	CM1 CMAS1						
			SLISEVA Diana	2005	0.82	17.64	1:11.31	1.06	q
			PROSHINA Valerija	2005	0.25	17.61	1:11.53		
			MARKINA Vlada	2003	0.40	18.21	17.64		
			KUPRESSOVA Elizaveta	2008	0.27	18.07	35.25		
5	2	6	FRA FRANCE						
			BADOR Chloe	2010	0.96	18.58	1:11.53	1.35	q
			GUILLE Lola	2006	0.28	17.31	1:11.82		
			HAMON Maiwenn	2003	0.11	17.75	18.58		
			VERGER Anais	2000	0.20	18.18	35.89		
6	1	6	GER GERMANY						
			BARTHEL Nadja	2004	0.80	17.72	1:11.82	1.43	q
			KOHLER Nina	2004	0.22	18.09	1:11.90		
			PLACZEK Lilly	2004	0.21	18.00	17.72		
			RUETZE Michele	2000	0.28	18.09	35.81		
7	1	4	UKR UKRAINE						
			UVAROVA Viktoriia	2001	0.88	18.54	1:11.90	1.51	q
			HRECHYKHINA Yelyzaveta	2009	0.60	18.07	1:11.98		
			MAKARENKO Anastasiia	2006	0.37	17.50	18.54		
			HRECHKO Sofia	2005	0.36	17.87	36.61		
8	2	2	GRE GREECE						
			TELIOUSI Ifigeneia	2008	0.88	18.97	1:11.98	2.26	q
			ILIAKI Maria	2009	0.06	17.76	1:12.73		
			DELIGIANNI Eirini	1992	0.06	17.72	18.97		
			KTENA Sofia	1986	0.12	18.28	36.73		
9	1	3	ITA ITALY						
			BRUNI Giulia	2008	0.90	18.74	1:12.73	2.51	R1
			RAFFAETA' Anna	2009	0.03	18.27	1:12.98		
			DESTEFANI Giorgia	2006	0.13	17.90	18.74		
			LUNGHU Nicole	1997	0.00	18.07	37.01		
10	2	7	MAS MALAYSIA						
			SOON Roxanne Hui Nee	2007	0.98	22.11	1:12.98	17.46	R2
			SHAIFUL ANUAR Shaiful Ad	2010	0.53	20.89	1:27.93		
			BINTI BONYAMIN Hani Farh	2010	0.63	21.92	22.11		
			LEE Jun Hsuen	2011	0.71	23.01	43.00		

NOT CLASSIFIED

2 CRO CROATIA

ABS

Issued: 27 JUN 2026 at 10:15

27.06.26

10 28

FSWW4X50MSF-----HEAT-----_74B 1.0

Data Processing and Timing by Microplus - www.microplustiming.com

Report Created SAT 27 JUN 2026 at 10:16

Page 1





2026 CMAS World Championship Finswimming Indoor



Results

RANK HEAT LANE NAT RELAY

SURNAME & NAME

YEAR

R.T.

50m

TIME

GAP

Event 28

27 JUN 2026 - 10:05

Women's 4x50 m SF Heats

WR	WJR	1:07.99	CHINA	1:12.63	UKRAINE	CHN	UKR	Chengdu (CHN)	Chios (GRE)	11 AUG 2025	22 JUN 2025
1	2	3	KOR REPUBLIC OF KOREA								
			LEE Yumin	2007		0.93	18.21	18.21			q
			GIL Da Seul	1994		0.31	17.71	35.92			
			KIM Minjeong	2000		0.22	17.35	53.27			
			SEO Ujjin	2000		0.13	17.20	1:10.47			
2	1	5	COL COLOMBIA								
			FERNANDEZ Grace	1995		0.89	18.17	18.17		0.11	q
			MORENO ALEGRIA Diana P.	1991		0.28	17.50	35.67			
			ORTEGA GARCIA Nikol D.	2006		0.16	17.54	53.21			
			AGUIRRE JOYA Paula A.	1999		0.37	17.37	1:10.58			
3	2	4	CHN PEOPLE'S REPUBLIC OF CHINA								
			XIE Wenmin	2004		0.82	18.44	18.44		0.84	q
			SHU Chengjing	1996		0.10	17.90	36.34			
			YAO Huali	2006		0.20	17.63	53.97			
			HU Yaoyao	2000		0.31	17.34	1:11.31			
4	2	5	CM1 CMAS1								
			SLISEVA Diana	2005		0.82	17.64	17.64		1.06	q
			PROSHINA Valeriia	2005		0.25	17.61	35.25			
			MARKINA Vlada	2003		0.40	18.21	53.46			
			KUPRESSOVA Elizaveta	2008		0.27	18.07	1:11.53			
5	2	6	FRA FRANCE								
			BADOR Chloe	2010		0.96	18.58	18.58		1.35	q
			GUILLE Lola	2006		0.28	17.31	35.89			
			HAMON Maiwenn	2003		0.11	17.75	53.64			
			VERGER Anais	2000		0.20	18.18	1:11.82			
6	1	6	GER GERMANY								
			BARTHEL Nadja	2004		0.80	17.72	17.72		1.43	q
			KOHLER Nina	2004		0.22	18.09	35.81			
			PLACZEK Lilly	2004		0.21	18.00	53.81			
			RUETZE Michele	2000		0.28	18.09	1:11.90			
7	1	4	UKR UKRAINE								
			UVAROVA Viktoriia	2001		0.88	18.54	18.54		1.51	q
			HRECHYKHINA Yelyzaveta	2009		0.60	18.07	36.61			
			MAKARENKO Anastasiia	2006		0.37	17.50	54.11			
			HRECHKO Sofia	2005		0.36	17.87	1:11.98			
8	2	2	GRE GREECE								
			TELIOUSI Ifigeneia	2008		0.88	18.97	18.97		2.26	q
			ILIAKI Maria	2009		0.06	17.76	36.73			
			DELIGIANNI Eirini	1992		0.06	17.72	54.45			
			KTENA Sofia	1986		0.12	18.28	1:12.73			
9	1	3	ITA ITALY								
			BRUNI Giulia	2008		0.90	18.74	18.74		2.51	R1
			RAFFAETA' Anna	2009		0.03	18.27	37.01			
			DESTEFANI Giorgia	2006		0.13	17.90	54.91			
			LUNGHI Nicole	1997		0.00	18.07	1:12.98			
10	2	7	MAS MALAYSIA								
			SOON Roxanne Hui Nee	2007		0.98	22.11	22.11		17.46	R2
			SHAIFUL ANUAR Shaiful Ad	2010		0.53	20.89	43.00			
			BINTI BONYAMIN Hani Farh	2010		0.63	21.92	1:04.92			
			LEE Jun Hsuen	2011		0.71	23.01	1:27.93			

NOT CLASSIFIED

2 CRO CROATIA

ABS

Issued: 27 JUN 2026 at 10:15

27.06.26

10 28

FSWW4X50MSF-----HEAT-----_74B 1.0

Data Processing and Timing by Microplus - www.microplustiming.com
Report Created SAT 27 JUN 2026 at 10:16

Page 1





2026 CMAS World Championship Finswimming Indoor



Results

RANK LANE NAT RELAY SURNAME & NAME YEAR R.T. 50m TIME GAP

Event 29
27 JUN 2026 - 10:13

Men's 4x50 m SF Heats

WR	59.35	GERMANY	GER	Chengdu (CHN)	10 AUG 2025
WJR	1:04.48	GREECE	GRE	Chios (GRE)	10 JUN 2026

Heat 1 of 2

RANK	LANE	NAT	RELAY	SURNAME & NAME	YEAR	R.T.	50m	TIME	GAP	MARK
1	2	COL	COLOMBIA	RODRIGUEZ LOPEZ Juan C.	1996		16.19	1:02.15		q
				DURAN ASTUDILLO Nicolas	2009		15.31	16.19		
				FERNANDEZ Mauricio	1987	0.09	15.31	31.50		
				DUQUE JIMENEZ Juan David	1990	0.38	15.15	46.65		
2	4	UKR	UKRAINE	SMISHCHENKO Serhii	2000	0.34	15.50	1:02.15	1.51	q
				KUZMENKO Oleksandr	2005		16.27	16.27		
				YELISIEIEV Davyd	2007	0.26	16.08	32.35		
				ZAKHAROV Oleksii	2001	0.32	15.23	47.58		
3	5	GRE	GREECE	PANAGIOTIDIS Georgios	2001	0.46	16.08	1:03.66	1.69	q
				KOROMPYLIS Angelos	2009		15.77	15.77		
				KALTSOUKALAS Georgios	2005	0.22	15.27	31.04		
				ILIOPOULOS Ioannis	2004	0.27	15.93	46.97		
4	6	JPN	JAPAN	KAJINUMA Terufumi	1996	0.13	16.87	1:03.84	2.23	q
				OTSUKA Harutomo	2003		16.77	16.77		
				TANIGAWA Tetsuro	1984	0.19	15.06	31.83		
				ABE Hiroto	1999	0.25	16.43	48.26		
5	7	ESP	SPAIN	SANTANO PEREZ Jose M.	2000	0.08	16.12	1:04.38	3.34	R1
				ASIN MENES David	1996		15.99	15.99		
				GOYA SARASOLA Josu	1999	0.33	15.83	31.82		
				ROJAS GARCIA Mario	2007	0.19	16.54	48.36		
6	1	MAS	MALAYSIA	LAW Yong Aun	2008	0.14	17.13	1:05.49	14.47	
				ISSAC NG Zi Han	2009	0.93	18.45	18.45		
				RUSLI Muhammad Dawish A.	2006	0.42	19.59	38.04		
				ELSON KOH Ae Shang	2008	0.88	19.48	57.52		
						0.60	19.10	1:16.62		

NOT CLASSIFIED

3 VIE VIETNAM

ABS

Issued: 27 JUN 2026 at 10:19

Heat 2 of 2

RANK	LANE	NAT	RELAY	SURNAME & NAME	YEAR	R.T.	50m	TIME	GAP	MARK
1	5	KOR	REPUBLIC OF KOREA	HWANG Gyujin	2005	0.78	15.38	1:02.39		q
				KIM Chanyoung	1998	0.30	15.14	30.52		
				KWON Namho	1997	0.13	14.92	45.44		
				PARK Tae Ho	1997	0.39	16.95	1:02.39		
2	6	FRA	FRANCE	HAMON Ewen	2005	0.84	16.60	1:02.47	0.08	q
				DURAGER Tom	2005	0.18	14.92	31.52		
				ALLAIN Gabriel	2007	0.25	15.28	46.80		
				ZUGMEYER Colas	2001	0.16	15.67	1:02.47		
3	3	CM1	CMAS1	PARINOV Kirill	2010	0.88	15.98	1:02.67	0.28	q
				MARKOVIN Ratmir	2007	0.26	15.45	31.43		
				SOLOVYOV Matvey	2005	0.23	15.59	47.02		
				GAIVAK Nikita	2008	0.26	15.65	1:02.67		
4	4	CHN	PEOPLE'S REPUBLIC OF CHINA	GUAN Hanzhi	2003	0.84	16.30	1:03.54	1.15	q
				QIN Kangyu	2009	0.17	15.48	16.30		
				QU Pengxu	2008	0.31	16.38	31.78		
				WU Enxi	2005	0.10	15.38	48.16		
							15.38	1:03.54		

27.06.26 10:33

FSWM4X50MSF-----HEAT-----_73B2 1.0

Data Processing and Timing by Microplus - www.microplustiming.com

Report Created SAT 27 JUN 2026 at 10:26

Page 1



RANK LANE NAT RELAY

		SURNAME & NAME	YEAR	R.T.		TIME	GAP	
5	7	TPE CHINESE TAIPEI						
		CHOU Ting-Yi	1996	0.93	16.66	1:08.43	6.04	R2
		CHIU Shao-Hung	2007	0.59	17.04	16.66		
		CHEN Po-Han	2001	0.51	18.12	33.70		
		LIN Chao Chien	2004	0.27	16.61	51.82		
		NOT CLASSIFIED				1:08.43		
2		ITA ITALY						
		BIANCALANA Fabio	2005			DSQ		
		CARONNO Lorenzo	2001	0.84	16.47	16.47		
		DEGLI ESPOSTI Christian	2005	0.17	15.87	32.34		
		SPELTA Leonardo	2006	0.25	15.56	47.90		
1		MEX MEXICO		- 0.08				
								ABS

Issued: 27 JUN 2026 at 10:26

27.06.26

10 33

FSWM4X50MSF-----HEAT-----_73B2 1.0

Data Processing and Timing by Microplus - www.microplustiming.com
Report Created SAT 27 JUN 2026 at 10:26

Page 2





2026 CMAS World Championship Finswimming Indoor



Results

RANK HEAT LANE NAT RELAY

SURNAME & NAME

YEAR

R.T.

50m

TIME

GAP

Event 29

27 JUN 2026 - 10:13

Men's 4x50 m SF Heats

WR	WJR	59.35	GERMANY	GER	Chengdu (CHN)	10 AUG 2025
		1:04.48	GREECE	GRE	Chios (GRE)	10 JUN 2026
1	1	2	COL COLOMBIA			
			RODRIGUEZ LOPEZ Juan C.	1996		1:02.15
			DURAN ASTUDILLO Nicolas	2009	16.19	16.19
			FERNANDEZ Mauricio	1987	0.09	15.31
			DUQUE JIMENEZ Juan David	1990	0.38	15.15
					0.34	15.50
						1:02.15
2	2	5	KOR REPUBLIC OF KOREA			1:02.39
			HWANG GyuJin	2005	0.78	15.38
			KIM Chanyoung	1998	0.30	15.14
			KWON Namho	1997	0.13	14.92
			PARK Tae Ho	1997	0.39	16.95
						1:02.39
3	2	6	FRA FRANCE			1:02.47
			HAMON Ewen	2005	0.84	16.60
			DURAGER Tom	2005	0.18	14.92
			ALLAIN Gabryel	2007	0.25	15.28
			ZUGMEYER Colas	2001	0.16	15.67
						1:02.47
4	2	3	CM1 CMAS1			1:02.67
			PARINOV Kirill	2010	0.88	15.98
			MARKOVIN Ratmir	2007	0.26	15.45
			SOLOVYOV Matvey	2005	0.23	15.59
			GAIVAK Nikita	2008	0.26	15.65
						1:02.67
5	2	4	CHN PEOPLE'S REPUBLIC OF CHINA			1:03.54
			GUAN Hanzhi	2003	0.84	16.30
			QIN Kangyu	2009	0.17	15.48
			QU Pengxu	2008	0.31	16.38
			WU Enxi	2005	0.10	15.38
						1:03.54
6	1	4	UKR UKRAINE			1:03.66
			SMISHCHENKO Serhii	2000		16.27
			KUZMENKO Oleksandr	2005	0.26	16.08
			YELISIEIEV Davyd	2007	0.32	15.23
			ZAKHAROV Oleksii	2001	0.46	16.08
						1:03.66
7	1	5	GRE GREECE			1:03.84
			PANAGIOTIDIS Georgios	2001		15.77
			KOROMPYLIS Angelos	2009	0.22	15.27
			KALTSOUKALAS Georgios	2005	0.27	15.93
			ILIOPOULOS Ioannis	2004	0.13	16.87
						1:03.84
8	1	6	JPN JAPAN			1:04.38
			KAJINUMA Terufumi	1996		16.77
			OTSUKA Harutomo	2003	0.19	15.06
			TANIGAWA Tetsuro	1984	0.25	16.43
			ABE Hiroto	1999	0.08	16.12
						1:04.38
9	1	7	ESP SPAIN			1:05.49
			SANTANO PEREZ Jose M.	2000		15.99
			ASIN MENES David	1996	0.33	15.83
			GOYA SARASOLA Josu	1999	0.19	16.54
			ROJAS GARCIA Mario	2007	0.14	17.13
						1:05.49
10	2	7	TPE CHINESE TAIPEI			1:08.43
			CHOU Ting-Yi	1996	0.93	16.66
			CHIU Shao-Hung	2007	0.59	17.04
			CHEN Po-Han	2001	0.51	18.12
			LIN Chao Chien	2004	0.27	16.61
						1:08.43
11	1	1	MAS MALAYSIA			1:16.62
			LAW Yong Aun	2008	0.93	18.45
			ISSAC NG Zi Han	2009	0.42	19.59
			RUSLI Muhammad Dawish A.	2006	0.88	19.48
			ELSON KOH Ae Shang	2008	0.60	19.10
						1:16.62
NOT CLASSIFIED						
2	2		ITA ITALY			DSQ
			BIANCALANA Fabio	2005	0.84	16.47
			CARONNO Lorenzo	2001	0.17	15.87
			DEGLI ESPOSTI Christian	2005	0.25	15.56
						47.90

27.06.26 10:33 [Signature]

FSWM4X50MSF HEAT 74B 1.0

Data Processing and Timing by Microplus - www.microplustiming.com

Report Created SAT 27 JUN 2026 at 10:27

Page 1



RANK HEAT LANE NAT RELAY

SURNAME & NAME

YEAR

R.T.

TIME

GAP

SPELTA Leonardo

2006

- 0.08

1 MEX MEXICO

3 VIE VIETNAM

ABS

ABS

Issued: 27 JUN 2026 at 10:26

27.06.26 10 33 



2026 CMAS World Championship Finswimming Indoor



Results

RANK HEAT LANE SURNAME & NAME NAT YEAR R.T. 50m 100m 150m TIME GAP

Event 124
27 JUN 2026 - 17:00

Women's 200 m SF Final

WR	WJR	1:25.41	BARANOVSKAYA Valeriya	1990	RUS	Wroclaw (POL)	21 JUL 2017				
		1:26.39	MIKHAILUSHKINA Ekaterina	2001	RUS	Wroclaw (POL)	05 JUL 2017				
1	1	4	MIKHAYLUSHKINA Ekaterina	CM1	2001	0.88	21.10	42.59	1:04.94	1:28.63	Gold
								21.49	22.35	23.69	
2	1	6	YAKOVLEVA Anna	UKR	2008	0.96	21.80	44.40	1:07.17	1:29.72	1.09 Silver
								22.60	22.77	22.55	
3	1	5	NALBANDIAN Alina	CM1	1998	0.95	21.46	44.12	1:06.87	1:30.14	1.51 Bronze
								22.66	22.75	23.27	
4	1	7	HRECHKO Sofila	UKR	2005		22.19	45.20	1:08.29	1:30.15	1.52
								23.01	23.09	21.86	
5	1	2	TELIOUSI Ifigenela	GRE	2008	0.89	20.66	43.70	1:07.02	1:30.56	1.93
								23.04	23.32	23.54	
6	1	1	SUBA Sara	HUN	2004	0.92	21.19	43.80	1:07.33	1:30.95	2.32
								22.61	23.53	23.62	
7	1	8	VERGER Anais	FRA	2000	0.94	22.10	44.91	1:08.07	1:31.47	2.84
								22.81	23.16	23.40	

NOT CLASSIFIED

1 3 LEE Yumin KOR 2007 **DSQ**

Issued: 27 JUN 2026 at 17:05

27.06.26

17 16



2026 CMAS World Championship Finswimming Indoor



Results

RANK HEAT LANE SURNAME & NAME NAT YEAR R.T. 50m 100m 150m TIME GAP
Event 125
 27 JUN 2026 - 17:05

Men's 200 m SF Final

WR	WJR	1:17.71	KISS Nandor	2005	HUN	Chengdu (CHN)	11 AUG 2025				
		1:20.05	KACHMASHEV Egor	2002	RUS	Ioannina (GRE)	28 JUN 2019				
1	1	5	KISS Nandor	HUN	2005	0.72	19.77	39.83 20.06	59.70 19.87	1:19.57	Gold
2	1	6	DEGLJ ESPOSTI Christian	ITA	2005	0.96	19.80	40.27 20.47	1:00.64 20.37	1:20.65	1.08 Silver
3	1	7	PESHKOV Iaroslav	CM1	2008	0.87	19.44	39.43 19.99	59.67 20.24	1:20.82	1.25 Bronze
4	1	4	JIMENEZ Alexander	COL	1993	0.95	20.06	40.61 20.55	1:00.63 20.02	1:21.20	1.63
5	1	2	OCAMPO LOZADA Juan F.	COL	1994	0.94	18.54	39.10 20.56	1:00.13 21.03	1:21.44	1.87
6	1	3	AKENTEV David	CM1	2008	0.87	19.21	39.62 20.41	1:00.53 20.91	1:21.66	2.09
7	1	1	CARONNO Lorenzo	ITA	2001	0.89	19.13	39.42 20.29	1:00.45 21.03	1:22.00	2.43
8	1	8	HA Seungwoo	KOR	2005	0.86	18.86	39.10 20.24	1:00.43 21.33	1:22.49	2.92

Issued: 27 JUN 2026 at 17:13

27.06.26

17 17



2026 CMAS World Championship Finswimming Indoor



Results

RANK HEAT LANE SURNAME & NAME NAT YEAR R.T. TIME GAP
 50m 100m 150m 200m 250m 300m 350m
Event 126
 27 JUN 2026 - 17:17

Women's 400 m IM Heats

WR	WJR	2:53.99	YAO Huail	2:56.87	CHEN Si Jia	2006	CHN	Belgrade (SRB)	15 JUL 2024
						1996	CHN	Volos (GRE)	27 JUN 2016
1	1	4	SAPRYKINA Ksenia	40.53	1:01.96	CM1	2008		
				20.77	21.43				
2	1	6	YAO Huail	40.50	1:02.36	CHN	2006	2:10.27	2:56.71
				20.95	21.86			23.11	23.52
									22.92
3	1	5	BAEK Seohyun	41.72	1:04.30	KOR	1998	2:12.22	2:58.16
				21.43	22.58			23.66	23.75
									22.19
4	1	2	LACUNZA ELIZALDE Irati	45.05	1:08.18	ESP	1996	2:15.60	3:04.85
				22.84	23.13			24.19	24.47
									24.78
5	2	3	XU Yichuan	45.29	1:08.34	CHN	1992	2:17.91	3:05.05
				22.94	23.05			23.28	23.44
									23.70
6	1	3	ILIUSHINA Anastasiia	46.06	1:10.30	CM1	1994	2:18.27	3:05.85
				23.64	24.24			23.67	23.52
									24.06
7	1	8	HORPACSY Hanna Barbara	46.19	1:09.77	HUN	2008	2:22.73	3:09.05
				23.58	23.58			24.09	24.22
									24.69
8	1	1	RICHTER Franca	46.97	1:11.25	GER	2005	2:21.80	3:10.28
				23.72	24.28			24.56	24.35
									24.13
9	2	4	LEE JimIn	44.49	1:08.24	KOR	2008	2:25.83	3:15.28
				23.06	23.75			24.95	25.04
									24.41
10	2	5	RADTSENKO Anastasija	48.13	1:13.51	EST	2004	2:24.59	3:17.90
				24.74	25.38			26.10	26.30
									26.30
11	1	7	TROPFSCHUH Hannah	46.22	1:11.22	GER	2009	2:33.29	3:27.38
				23.36	25.00			27.16	27.15
									26.94
									3:27.40
									26.94
									27.43

Issued: 27 JUN 2026 at 17:29

27.06.26

R7 34



2026 CMAS World Championship Finswimming Indoor



Results

RANK HEAT LANE SURNAME & NAME NAT YEAR R.T. TIME GAP
50m 100m 150m 200m 250m 300m 350m
Event 127
27 JUN 2026 - 17:30

Men's 400 m IM Heats

WR	WJR	2:40.40	CHI Cheng	2:48.25	GRUBNIK Denis	1988	CHN	Valos (GRE)	26 JUN 2016	
						1992	UKR	St.Petersburg (RUS)	24 AUG 2009	
1	1	4	GUAN Hanzhi		CHN	2003				
		19.34	39.47	1:00.35	1:21.46	1:42.35	2:03.62	2:24.76	2:43.94	Gold
			20.13	20.88	21.11	20.89	21.27	21.14	19.18	
2	1	7	ZAKHAROV Oleksii		UKR	2001			2:46.56	2.62 Silver
		19.67	40.59	1:01.62	1:23.12	1:44.27	2:05.64	2:26.73	19.83	
			20.92	21.03	21.50	21.15	21.37	21.09	2:47.30	3.36 Bronze
3	1	2	YOON Youngjoong		KOR	1984				
		19.27	39.42	1:00.21	1:21.23	1:42.19	2:03.35	2:24.77	22.53	
			20.15	20.79	21.02	20.96	21.16	21.42	2:49.31	5.37
4	1	1	SEO Yutae		KOR	2006				
		20.36	41.04	1:02.32	1:23.86	1:45.66	2:07.27	2:28.83	20.48	
			20.68	21.28	21.54	21.80	21.61	21.56	2:49.61	5.67
5	1	5	STIAZHKIN Andrei		CM1	2002				
		20.18	40.95	1:01.36	1:22.37	1:43.43	2:05.67	2:27.17	22.44	
			20.77	20.41	21.01	21.06	22.24	21.50	2:52.04	8.10
6	1	3	NGUYEN TIEN Dat		VIE	2003				
		19.44	40.32	1:01.35	1:23.25	1:44.86	2:07.12	2:29.81	22.23	
			20.88	21.03	21.90	21.61	22.26	22.69	2:54.62	10.68
7	2	4	LIN Maocan		CHN	2005				
		19.94	40.96	1:02.38	1:24.23	1:46.72	2:09.34	2:32.10	22.52	
			21.02	21.42	21.85	22.49	22.82	22.76	2:55.33	11.39
8	2	6	SOSA MORA Samuel A.		COL	2008				
		19.20	39.88	1:01.95	1:24.56	1:47.50	2:10.98	2:34.06	21.27	
			20.68	22.07	22.61	22.94	23.48	23.08	2:55.49	11.55
9	2	5	ILIOPOULOS Ioannis		GRE	2004				
		19.09	39.93	1:01.99	1:23.55	1:46.16	2:08.67	2:33.14	22.35	
			20.84	22.06	21.56	22.61	22.51	24.47	2:55.69	11.75
10	2	3	CIMBUREK Daniel		CZE	2004				
		19.91	41.36	1:03.62	1:26.12	1:48.73	2:11.37	2:34.13	21.56	
			21.45	22.26	22.50	22.61	22.64	22.76	2:57.50	13.56
11	2	2	TARASOV Vladimir		CM1	2009				
		19.78	41.23	1:03.07	1:25.67	1:48.57	2:12.06	2:35.20	22.30	
			21.45	21.84	22.60	22.90	23.49	23.14	2:59.90	15.96
12	1	8	KALTSOUKALAS Georgios		GRE	2005				
		20.42	41.88	1:04.13	1:26.63	1:49.14	2:12.21	2:36.04	23.86	
			21.46	22.25	22.50	22.51	23.07	23.83	3:03.72	19.78
13	3	5	DECKY Martin		CZE	2000				
		20.68	43.24	1:06.09	1:29.34	1:52.85	2:16.63	2:40.19	23.53	
			22.56	22.85	23.25	23.51	23.78	23.56	3:06.27	22.33
14	3	4	GIRALDO Juan		COL	2003				
		20.85	42.47	1:04.36	1:27.10	1:50.85	2:15.75	2:40.79	25.48	
			21.62	21.89	22.74	23.75	24.90	25.04	3:07.43	23.49
15	2	7	HORA Vitalii		UKR	2004				
		20.36	42.36	1:05.33	1:29.20	1:53.72	2:18.82	2:43.85	23.58	
			22.00	22.97	23.87	24.52	25.10	25.03	3:20.27	36.33
16	3	3	LIN Chao Chien		TPE	2004				
		21.31	43.83	1:07.14	1:31.37	1:57.38	2:23.37	2:52.49	27.78	
			22.52	23.31	24.23	26.01	25.99	29.12		
NOT CLASSIFIED										
1	6		DO DINH Toan		VIE	1997				ABS

Issued: 27 JUN 2026 at 17:42

27.06.26 19:52

FSWM400MIM-TIM-74A 1.0

Data Processing and Timing by Microplus - www.microplustiming.com

Report Created SAT 27 JUN 2026 at 17:44





2026 CMAS World Championship Finswimming Indoor



Results

RANK HEAT LANE SURNAME & NAME NAT YEAR R.T. TIME GAP
50m 100m 150m 200m 250m 300m 350m

Event 117
27 JUN 2026 - 17:43

Women's 400 m BF Final

WR	WJR	3:44.65	HRASKOVA Zuzana	1999	SVK	Ioannina (GRE)	29 JUN 2019		
		3:46.00	PANTINA Arina	2006	RUS	Lignano (ITA)	17 JUN 2021		
1	1	5	PANTINA Arina	CM1	2006	0.77	3:42.86	Gold	WR-EI
			53.83	1:21.47	1:49.78	2:18.09	3:15.34		
			27.83	27.64	28.31	28.31	28.60	27.52	
2	1	7	VARNYU Anna Jadviga	HUN	2006	0.91	3:44.97	Silver	
			54.36	1:22.86	1:51.43	2:20.12	3:17.17	27.80	
			28.22	28.50	28.57	28.69	28.36	28.61	
3	1	3	LAMAKH Sofiya	UKR	2005	0.86	3:46.97	Bronze	
			55.65	1:24.50	1:53.55	2:21.95	3:18.36	28.15	
			28.58	28.85	29.05	28.40	28.26	30.25	
4	1	4	DOROGAVTSEVA Sofia	CM1	2008	0.92	3:51.66		
			53.97	1:22.43	1:51.88	2:21.25	3:21.41	30.39	
			28.08	28.46	29.45	29.37	30.39	30.25	
5	1	1	DEAGE Albane	FRA	2001	0.91	3:54.08		
			55.01	1:23.77	1:53.31	2:23.06	3:23.83	30.61	
			28.47	28.76	29.54	29.75	30.16	30.25	
6	1	2	LEIRICH Vanessa	AUT	2004	0.96	3:56.28		
			55.18	1:24.56	1:54.18	2:24.15	3:25.39	30.92	
			28.54	29.38	29.62	29.97	30.32	30.89	
7	1	8	HE Pin-LJ	TPE	1996	0.88	3:58.40		
			55.97	1:25.96	1:56.24	2:26.21	3:28.04	31.19	
			29.26	29.99	30.28	29.97	30.64	30.36	
8	1	6	SAAVEDRA PEREZ Laura V.	COL	2001	0.84	3:59.53		
			56.18	1:25.65	1:55.79	2:26.03	3:28.06	31.21	
			28.54	29.47	30.14	30.24	30.82	31.47	

Issued: 27 JUN 2026 at 17:59

27.06.26 18:03



2026 CMAS World Championship Finswimming Indoor



Results

RANK HEAT LANE SURNAME & NAME NAT YEAR R.T. TIME GAP
 50m 100m 150m 200m 250m 300m 350m
 Event 118
 27 JUN 2026 - 17:56

Men's 400 m BF Final

WR	WJR	3:25.02	FEDKIN Aleksey	2002	CM1	Belgrade (SRB)	15 JUL 2024	
		3:26.69	FEDKIN Aleksey	2002	RUS	Istanbul (TUR)	01 AUG 2018	
1	1	2	FEDKIN Aleksei	CM1	2002	0.82	3:27.85	Gold
		24.02	50.89	1:18.08	1:44.98			
			26.87	27.19	26.90			
2	1	4	KAYA Kaan Efe	TUR	2006	0.87	3:29.06	Silver
		24.87	51.26	1:18.27	1:45.75		24.72	
			26.39	27.01	27.48			
3	1	6	KORNIEIEV Artem	UKR	2007	0.86	3:29.81	Bronze
		24.48	51.48	1:18.39	1:45.74		24.97	
			27.00	26.91	27.35			
4	1	5	ZAKHAROV Oleg	CM1	2005	0.78	3:30.80	
		24.82	51.71	1:18.97	1:46.25		25.83	
			26.89	27.26	27.28			
5	1	7	HURTADO SANCHEZ Alejandr	COL	1999	0.82	3:31.79	
		23.98	50.93	1:17.94	1:45.18		25.26	
			26.95	27.01	27.24			
6	1	3	JANITS Matus	SVK	2006	0.86	3:32.85	
		24.70	51.62	1:19.11	1:47.04		26.11	
			26.92	27.49	27.93			
7	1	1	VIVAS IDARRAGA Juan D.	COL	2006	0.94	3:32.98	
		24.55	51.55	1:19.01	1:46.59		25.53	
			27.00	27.46	27.58			
8	1	8	KIM Taewoo	KOR	2005	0.76	3:35.35	
		24.21	50.93	1:18.13	1:45.63		25.62	
			26.72	27.20	27.50			
					2:12.42		28.04	
					26.79			

Issued: 27 JUN 2026 at 18:11

27.06.26

18:27

Data Processing and Timing by Microplus - www.microplustiming.com
Report Created SAT 27 JUN 2026 at 18:13

FSWM400MBF-----FNL-----_74A 1.0





2026 CMAS World Championship Finswimming Indoor



Results

RANK HEAT LANE NAT RELAY

SURNAME & NAME

YEAR

R.T.

50m

TIME

GAP

Event 128

27 JUN 2026 - 18:09

Women's 4x50 m SF Final

WR	WJR	1:07.99	CHINA	CHN	Chengdu (CHN)	11 AUG 2025		
		1:12.63	UKRAINE	UKR	Chios (GRE)	22 JUN 2025		
1	1	6	CM1 CMAS1					
			SLISEVA Diana	2005		1:09.12	Gold	ER
			PROSHINA Valeriia	2005		17.39		
			NALBANDIAN Alina	1998	0.19	16.92	34.31	
			MIKHAYLUSHKINA Ekaterina	2001	0.18	17.44	51.75	
2	1	3	CHN PEOPLE'S REPUBLIC OF CHINA		0.29	17.37	1:09.12	
			XIE Wenmin				1:09.12	
			SHU Chengjing	2004			1:09.39	0.27 Silver
			YAO Huali	1996	0.12	17.65	17.65	
			HU Yaoyao	2006	0.10	17.56	35.21	
3	1	5	COL COLOMBIA		0.01	17.19	52.40	
			FERNANDEZ Grace			16.99	1:09.39	
			MORENO ALEGRIA Diana P.	1995			1:09.82	0.70 Bronze
			ORTEGA GARCIA Nikol D.	1991	0.19	18.14	18.14	
			AGUIRRE JOYA Paula A.	2006	0.22	17.49	35.63	
4	1	4	KOR REPUBLIC OF KOREA		0.35	16.94	52.57	
			LEE Yumin			17.25	1:09.82	
			GIL Da Seul	2007			1:10.18	1.06
			KIM Minjeong	1994	0.21	18.05	18.05	
			SEO Uijin	2000	0.22	17.91	35.96	
5	1	2	FRA FRANCE		0.01	17.12	53.08	
			BADOR Chloe			17.10	1:10.18	
			GUILLE Lola	2010			1:10.51	1.39
			VERGER Anais	2006	0.12	18.34	18.34	
			HAMON Maiwenn	2000	0.06	17.41	35.75	
6	1	8	GRE GREECE		0.06	17.97	53.72	
			TELIOUSI Ifigeneia			16.79	1:10.51	
			KTENA Sofia	2008			1:11.15	2.03
			ILIAKI Maria	1986	0.02	18.04	18.04	
			DELIGIANNI Eirini	2009	0.28	18.53	36.57	
7	1	7	GER GERMANY		0.21	16.88	53.45	
			KOHLER Nina			17.70	1:11.15	
			BARTHEL Nadja	2004			1:11.25	2.13
			PLACZEK Lilly	2004	0.15	18.69	18.69	
			RUETZE Michele	2004	0.10	16.57	35.26	
8	1	1	UKR UKRAINE		0.27	17.91	53.17	
			UVAROVA Viktoriia			18.08	1:11.25	
			HRECHYKHINA Yelyzaveta	2001	0.87	18.02	18.02	2.24
			HRECHKO Sofiia	2009	0.32	18.07	36.09	
			MAKARENKO Anastasiia	2005	0.32	17.89	53.98	
				2006	0.27	17.38	1:11.36	

Issued: 27 JUN 2026 at 18:27

27.06.26

18 45



2026 CMAS World Championship Finswimming Indoor



Results

RANK HEAT LANE NAT RELAY

SURNAME & NAME

YEAR

R.T.

50m

TIME

GAP

Event 129

27 JUN 2026 - 18:21

Men's 4x50 m SF Final

WR	WJR	59.35	GERMANY	1:04.48	GREECE	GER	Chengdu (CHN)	GRE	Chios (GRE)	10 AUG 2025	10 JUN 2026
1	1	5	KOR REPUBLIC OF KOREA								
			HWANG GyuJin		2005					59.95	Gold
			KIM Chanyoung		1998	0.78	15.20			15.20	ASR
			KWON Namho		1997	0.07	14.53			29.73	
			PARK Tae Ho		1997	0.13	14.73			44.46	
2	1	4	COL COLOMBIA								
			RODRIGUEZ LOPEZ Juan C.		1996	0.24	15.49			59.95	
			DUQUE JIMENEZ Juan David		1990	0.83	16.32			1:01.07	1.12 Silver
			OCAMPO LOZADA Juan F.		1994	0.22	15.00			16.32	
			FERNANDEZ Mauricio		1987	0.16	14.99			31.32	
3	1	3	FRA FRANCE								
			DURAGER Tom		2005	0.35	14.76			1:01.07	
			HAMON Ewen		2005	0.87	15.78			1:02.13	2.18 Bronze
			ALLAIN Gabryel		2007	0.17	15.68			15.78	
			ZUGMEYER Colas		2001	0.09	15.24			31.46	
4	1	1	GRE GREECE								
			PANAGIOTIDIS Georgios		2001	0.19	15.43			46.70	
			ILIOPOULOS Ioannis		2004	0.78	15.79			1:02.13	2.27
			KOROMPYLIS Angelos		2009	0.14	15.76			1:02.22	
			KALTSOUKALAS Georgios		2005	0.11	14.97			46.52	
5	1	7	UKR UKRAINE								
			SMISHCHENKO Serhii		2000	0.27	15.70			1:02.22	
			HORA Vitalii		2004	0.84	15.93			1:02.66	2.71
			ZAKHAROV Oleksii		2001	0.16	15.91			15.93	
			YELISIEIEV Davyd		2007	0.36	15.68			31.84	
6	1	2	CHN PEOPLE'S REPUBLIC OF CHINA								
			QIN Kangyu		2009	0.19	15.14			1:02.66	
			WU Enxi		2005	0.82	15.90			1:03.00	3.05
			LIN Maocan		2005	0.26	15.51			15.90	
			GUAN Hanzhi		2003	0.12	16.24			31.41	
						0.00	15.35			47.65	
										1:03.00	
NOT CLASSIFIED											
1	6		CM1 CMAS1								
			PARINOV Kirill		2010					DSQ	
			MARKOVIN Ratmir		2007	0.85					
			SOLOVYOV Matvey		2005						
			PESHKOV Iaroslav		2008						
1	8		JPN JAPAN								
			TANIGAWA Tetsuro		1984					DSQ	
			ABE Hiroto		1999	0.79	16.50			16.50	
			OTSUKA Harutomoto		2003	0.19	15.81			32.31	
			KAJINUMA Terufumi		1996	0.29	15.37			47.68	
						0.16					

Issued: 27 JUN 2026 at 18:43

27.06.26

18 49



2026 CMAS World Championship Finswimming Indoor



Results

Event 30
28 JUN 2026 - 9:15

Women's 100 m SF Heats

WR	37.75	HU Yaoyao	2000	CHN	Belgrade (SRB)	16 JUL 2024
WJR	38.27	MIKHAILUSHKINA Ekaterina	2001	RUS	Belgrade (SRB)	16 JUL 2018

Heat 1 of 4

RANK	LANE	SURNAME & NAME	NAT	YEAR	R.T.	50m	TIME	GAP
1	5	DANG THI Vuong	VIE	2006	0.88	19.82	42.26 22.44	
2	3	NAZAROVA Maria	EST	2000		21.30	44.06 22.76	1.80
3	6	SOON Roxanne Hui Nee	MAS	2007	0.91	23.46	47.93 24.47	5.67
4	2	LEE Jun Hsuen	MAS	2011	0.92	24.25	50.25 26.00	7.99

NOT CLASSIFIED

4		MARCELJA Tina	CRO	2005			ABS	
---	--	---------------	-----	------	--	--	------------	--

Issued: 28 JUN 2026 at 9:17

Heat 2 of 4

1	5	HU Yaoyao	CHN	2000	0.90	19.02	39.73 20.71	q
2	3	KIM Minjeong	KOR	2000	0.88	18.94	39.99 21.05	q
3	4	FERNANDEZ Grace	COL	1995	0.93	19.36	40.53 21.17	0.80
4	2	BADOR Chloe	FRA	2010	0.93	19.83	40.76 20.93	1.03
5	6	ILIAKI Maria	GRE	2009		19.89	41.11 21.22	1.38
6	1	ROMAN DIAZ Marina	ESP	2004	0.91	19.63	41.29 21.66	1.56
7	7	GUILLE Lola	FRA	2006	0.96	19.32	41.53 22.21	1.80
8	8	KRATOCHVILOVA Tereza	CZE	2008	0.93	20.16	43.30 23.14	3.57

Issued: 28 JUN 2026 at 9:20

Heat 3 of 4

1	5	SEO Uijin	KOR	2000	0.80	18.30	38.94 20.64	q
2	4	NALBANDIAN Alina	CM1	1998	0.92	18.96	39.20 20.24	q
3	2	UVAROVA Viktoriia	UKR	2001	0.94	19.44	40.36 20.92	q
4	3	BARTHEL Nadja	GER	2004	0.83	18.65	40.41 21.76	R?
5	6	YAKOVLEVA Anna	UKR	2008	0.81	19.42	40.70 21.28	1.76
6	7	BRUNI Giulia	ITA	2008	0.91	19.69	41.05 21.36	2.11

28.06.26

10 14

T. Chen

RANK	LANE	SURNAME & NAME	NAT	YEAR	R.T.		TIME	GAP
6	1	RAFFAETA' Anna	ITA	2009	0.96	19.94	41.05 21.11	2.11
8	8	TRAN THI HUYEN Trang	VIE	2000	0.86	19.86	41.51 21.65	2.57

Issued: 28 JUN 2026 at 9:22

Heat 4 of 4

1	4	SLISEVA Diana	CM1	2005	0.82	19.29	40.21 20.92		q
2	3	AGUIRRE JOYA Paula A.	COL	1999	0.90	18.83	40.29 21.46	0.08	q
3	2	BASSI Dora	CRO	1993	0.96	19.35	40.38 21.03	0.17	q
4	5	YAO Huali	CHN	2006	0.89	19.68	40.41 20.73	0.20	R?
5	7	DELIGIANNI Eirini	GRE	1992	0.89	19.12	40.45 21.33	0.24	
6	6	SUBA Sara	HUN	2004	0.91	19.48	40.85 21.37	0.64	
7	1	RUETZE Michele	GER	2000	0.88	19.61	41.26 21.65	1.05	
8	8	MOHAMED HELMY Mariam	EGY	2009	0.90	19.75	41.44 21.69	1.23	AFR

Issued: 28 JUN 2026 at 9:26

28.06.26

10'14"



2026 CMAS World Championship Finswimming Indoor



Results

RANK HEAT LANE SURNAME & NAME NAT YEAR R.T. 50m TIME GAP
Event 30
 28 JUN 2026 - 9:15

Women's 100 m SF Heats

WR	37.75	HU Yaoyao	2000	CHN	Belgrade (SRB)	16 JUL 2024
WJR	38.27	MIKHAILUSHKINA Ekaterina	2001	RUS	Belgrade (SRB)	16 JUL 2018
1	3	5	SEO Uijin	KOR	2000	0.80 18.30 38.94 20.64 q
2	3	4	NALBANDIAN Alina	CM1	1998	0.92 18.96 39.20 20.24 0.26 q
3	2	5	HU Yaoyao	CHN	2000	0.90 19.02 39.73 20.71 0.79 q
4	2	3	KIM Minjeong	KOR	2000	0.88 18.94 39.99 21.05 1.05 q
5	4	4	SLISEVA Diana	CM1	2005	0.82 19.29 40.21 20.92 1.27 q
6	4	3	AGUIRRE JOYA Paula A.	COL	1999	0.90 18.83 40.29 21.46 1.35 q
7	3	2	UVAROVA Viktoriia	UKR	2001	0.94 19.44 40.36 20.92 1.42 q
8	4	2	BASSI Dora	CRO	1993	0.96 19.35 40.38 21.03 1.44 q
9	3	3	BARTHEL Nadja	GER	2004	0.83 18.65 40.41 21.76 1.47 R?
9	4	5	YAO Huaili	CHN	2006	0.89 19.68 40.41 20.73 1.47 R?
11	4	7	DELIGIANNI Eirini	GRE	1992	0.89 19.12 40.45 21.33 1.51
12	2	4	FERNANDEZ Grace	COL	1995	0.93 19.36 40.53 21.17 1.59
13	3	6	YAKOVLEVA Anna	UKR	2008	0.81 19.42 40.70 21.28 1.76
14	2	2	BADOR Chloe	FRA	2010	0.93 19.83 40.76 20.93 1.82
15	4	6	SUBA Sara	HUN	2004	0.91 19.48 40.85 21.37 1.91
16	3	7	BRUNI Giulia	ITA	2008	0.91 19.69 41.05 21.36 2.11
16	3	1	RAFFAETA' Anna	ITA	2009	0.96 19.94 41.05 21.11 2.11
18	2	6	ILIAKI Maria	GRE	2009	19.89 41.11 21.22 2.17
19	4	1	RUETZE Michele	GER	2000	0.88 19.61 41.26 21.65 2.32
20	2	1	ROMAN DIAZ Marina	ESP	2004	0.91 19.63 41.29 21.66 2.35
21	4	8	MOHAMED HELMY Mariam	EGY	2009	0.90 19.75 41.44 21.69 2.50 AFR
22	3	8	TRAN THI HUYEN Trang	VIE	2000	0.86 19.86 41.51 21.65 2.57
23	2	7	GUILLE Lola	FRA	2006	0.96 19.32 41.53 22.21 2.59

28.06.26 10¹⁴

RANK	HEAT	LANE	SURNAME & NAME	NAT	YEAR	R.T.		TIME	GAP
24	1	5	DANG THI Vuong	VIE	2006	0.88	19.82	42.26 22.44	3.32
25	2	8	KRATOCHVILOVA Tereza	CZE	2008	0.93	20.16	43.30 23.14	4.36
26	1	3	NAZAROVA Maria	EST	2000		21.30	44.06 22.76	5.12
27	1	6	SOON Roxanne Hui Nee	MAS	2007	0.91	23.46	47.93 24.47	8.99
28	1	2	LEE Jun Hsuen	MAS	2011	0.92	24.25	50.25 26.00	11.31
NOT CLASSIFIED									
	1	4	MARCELJA Tina	CRO	2005			ABS	

Issued: 28 JUN 2026 at 9:26

28.06.26 10¹⁴ T.R.



2026 CMAS World Championship Finswimming Indoor



Results

RANK LANE SURNAME & NAME NAT YEAR R.T. 50m TIME GAP

Event 31

28 JUN 2026 - 9:27

Men's 100 m SF Heats

WR	33.71	POSCHART Max	1994	GER	Leipzig (GER)	24 APR 2022
WJR	34.36	KACHMASHEV Egor	2002	RUS	Ioannina (GRE)	28 JUN 2019

Heat 1 of 5

1	4	SALCEDO Arturo	MEX	2004	0.86	19.26	41.76 22.50	
2	5	LAW Yong Aun	MAS	2008	0.94	20.06	42.49 22.43	0.73
3	3	ELSON KOH Ae Shang	MAS	2008	0.94	21.22	44.26 23.04	2.50

Issued: 28 JUN 2026 at 9:28

Heat 2 of 5

1	4	ATMAN Derin	TUR	2005	0.84	17.08	36.32 19.24	
2	5	TANIGAWA Tetsuro	JPN	1984	0.77	17.93	37.73 19.80	1.41
3	6	POPOV Aleksei	EST	2003	0.84	17.59	37.85 20.26	1.53
4	7	CASTVEN Lukas	SVK	2001	0.86	17.67	37.88 20.21	1.56
5	1	GOYA SARASOLA Josu	ESP	1999	0.89	18.61	38.82 20.21	2.50
6	8	BADILLO ENRIQUEZ Salvado	MEX	1990	0.93	18.66	39.19 20.53	2.87
7	2	SAYDAM Omer Faruk	TUR	1999	0.84	19.86	41.32 21.46	5.00

NOT CLASSIFIED

3		WATABE Riki	JPN	1997				DSQ
---	--	-------------	-----	------	--	--	--	-----

Issued: 28 JUN 2026 at 9:33

Heat 3 of 5

1	4	KIM Chanyoung	KOR	1998	0.82	16.28	34.87 18.59		q
2	3	KOROMPYLIS Angelos	GRE	2009	0.86	17.16	35.67 18.51	0.80	q
3	2	AHMED ALY Yassin	EGY	2006	0.92	16.56	35.69 19.13	0.82	q
4	5	STRIKINAC Filip	CRO	1993	0.79	16.37	35.82 19.45	0.95	R2
5	6	GUAN Hanzhi	CHN	2003	0.81	17.20	36.30 19.10	1.43	
6	7	SMISHCHENKO Serhii	UKR	2000	0.92	17.01	36.70 19.69	1.83	
7	1	MOZSAR Istvan Alex	HUN	2000	0.84	17.49	36.78 19.29	1.91	
8	8	PLOC Vasilij	CZE	2008	0.96	18.07	36.99 18.92	2.12	

28.06.26 10 18

RANK	LANE	SURNAME & NAME	NAT	YEAR	R.T.	TIME	GAP
------	------	----------------	-----	------	------	------	-----

Issued: 28 JUN 2026 at 9:35

Heat 4 of 5

1	7	LEIPOLD Marek	GER	2006	0.84	16.40	35.43 19.03		q
2	3	ZUGMEYER Colas	FRA	2001	0.86	16.97	35.74 18.77	0.31	q
3	4	PESHKOV Iaroslav	CM1	2008	0.83	16.97	35.75 18.78	0.32	R1
4	6	MARKOVIN Ratmir	CM1	2007	0.90	17.19	36.12 18.93	0.69	
5	5	NGUYEN HUY Anh	VIE	2007	0.83	17.27	36.38 19.11	0.95	
6	8	BUKOR Adam	HUN	1999	0.92	17.68	36.42 18.74	0.99	
7	1	DEGLI ESPOSTI Christian	ITA	2005	0.97	17.53	36.65 19.12	1.22	
8	2	BIANCALANA Fabio	ITA	2005	0.84	17.08	36.66 19.58	1.23	

Issued: 28 JUN 2026 at 9:38


Heat 5 of 5

1	6	SONG Jaek	KOR	2001	0.79	16.13	34.94 18.81		q
2	7	ALLAIN Gabryel	FRA	2007	0.91	17.30	35.44 18.14	0.50	q
3	5	OCAMPO LOZADA Juan F.	COL	1994	0.94	16.76	35.63 18.87	0.69	q
4	2	PANAGIOTIDIS Georgios	GRE	2001	0.80	16.33	35.96 19.63	1.02	
5	3	RODRIGUEZ LOPEZ Juan C.	COL	1996	0.80	16.47	35.97 19.50	1.03	
6	1	YELISIEIEV Davyd	UKR	2007	0.92	17.17	36.42 19.25	1.48	
7	8	ASIN MENES David	ESP	1996	0.89	17.53	36.65 19.12	1.71	

NOT CLASSIFIED

4		NGUYEN THANH Loc	VIE	1995					DSQ
---	--	------------------	-----	------	--	--	--	--	-----

Issued: 28 JUN 2026 at 9:42

28.06.26 10¹⁸ 



2026 CMAS World Championship Finswimming Indoor



Results

RANK HEAT LANE SURNAME & NAME NAT YEAR R.T. 50m TIME GAP
Event 31
28 JUN 2026 - 9:27

Men's 100 m SF Heats

WR	WJR	33.71	POSCHART Max	1994	GER	Leipzig (GER)	24 APR 2022		
		34.36	KACHMASHEV Egor	2002	RUS	Ioannina (GRE)	28 JUN 2019		
1	3	4	KIM Chanyoung	KOR	1998	0.82	16.28	34.87 18.59	q
2	5	6	SONG Jaewuk	KOR	2001	0.79	16.13	34.94 18.81	0.07 q
3	4	7	LEIPOLD Marek	GER	2006	0.84	16.40	35.43 19.03	0.56 q
4	5	7	ALLAIN Gabryel	FRA	2007	0.91	17.30	35.44 18.14	0.57 q
5	5	5	OCAMPO LOZADA Juan F.	COL	1994	0.94	16.76	35.63 18.87	0.76 q
6	3	3	KOROMPYLIS Angelos	GRE	2009	0.86	17.16	35.67 18.51	0.80 q
7	3	2	AHMED ALY Yassin	EGY	2006	0.92	16.56	35.69 19.13	0.82 q
8	4	3	ZUGMEYER Colas	FRA	2001	0.86	16.97	35.74 18.77	0.87 q
9	4	4	PESHKOV Iaroslav	CM1	2008	0.83	16.97	35.75 18.78	0.88 R1
10	3	5	STRIKINAC Filip	CRO	1993	0.79	16.37	35.82 19.45	0.95 R2
11	5	2	PANAGIOTIDIS Georgios	GRE	2001	0.80	16.33	35.96 19.63	1.09
12	5	3	RODRIGUEZ LOPEZ Juan C.	COL	1996	0.80	16.47	35.97 19.50	1.10
13	4	6	MARKOVIN Ratmir	CM1	2007	0.90	17.19	36.12 18.93	1.25
14	3	6	GUAN Hanzhi	CHN	2003	0.81	17.20	36.30 19.10	1.43
15	2	4	ATMAN Derin	TUR	2005	0.84	17.08	36.32 19.24	1.45
16	4	5	NGUYEN HUY Anh	VIE	2007	0.83	17.27	36.38 19.11	1.51
17	4	8	BUKOR Adam	HUN	1999	0.92	17.68	36.42 18.74	1.55
17	5	1	YELISIEIEV Davyd	UKR	2007	0.92	17.17	36.42 19.25	1.55
19	5	8	ASIN MENES David	ESP	1996	0.89	17.53	36.65 19.12	1.78
19	4	1	DEGLI ESPOSTI Christian	ITA	2005	0.97	17.53	36.65 19.12	1.78
21	4	2	BIANCALANA Fabio	ITA	2005	0.84	17.08	36.66 19.58	1.79
22	3	7	SMISHCHENKO Serhii	UKR	2000	0.92	17.01	36.70 19.69	1.83
23	3	1	MOZSAR Istvan Alex	HUN	2000	0.84	17.49	36.78 19.29	1.91

28.06.26

10¹⁸ [Signature]



RANK	HEAT	LANE	SURNAME & NAME	NAT	YEAR	R.T.	TIME	GAP	
24	3	8	PLOC Vasilij	CZE	2008	0.96	18.07	36.99 18.92	2.12
25	2	5	TANIGAWA Tetsuro	JPN	1984	0.77	17.93	37.73 19.80	2.86
26	2	6	POPOV Aleksei	EST	2003	0.84	17.59	37.85 20.26	2.98
27	2	7	CASTVEN Lukas	SVK	2001	0.86	17.67	37.88 20.21	3.01
28	2	1	GOYA SARASOLA Josu	ESP	1999	0.89	18.61	38.82 20.21	3.95
29	2	8	BADILLO ENRIQUEZ Salvado	MEX	1990	0.93	18.66	39.19 20.53	4.32
30	2	2	SAYDAM Omer Faruk	TUR	1999	0.84	19.86	41.32 21.46	6.45
31	1	4	SALCEDO Arturo	MEX	2004	0.86	19.26	41.76 22.50	6.89
32	1	5	LAW Yong Aun	MAS	2008	0.94	20.06	42.49 22.43	7.62
33	1	3	ELSON KOH Ae Shang	MAS	2008	0.94	21.22	44.26 23.04	9.39

NOT CLASSIFIED

5 4 NGUYEN THANH Loc
2 3 WATABE Riki

VIE 1995
JPN 1997

DSQ
DSQ

Issued: 28 JUN 2026 at 9:42

28.06.26 10:18 T.O.



2026 CMAS World Championship Finswimming Indoor



Results

RANK LANE SURNAME & NAME NAT YEAR R.T. TIME GAP

Event 32

28 JUN 2026 - 9:42

Women's 50 m BF Heats

WR	20.52	SENANSZKY Petra	1994	HUN	Wroclaw (POL)	21 JUL 2017
WJR	21.48	IVANUSHKINA Polina	2008	CM1	Chios (GRE)	23 JUN 2025

Heat 1 of 4

1	5	SOON Roxanne Hui Nee	MAS	2007	0.88	24.73	
2	4	SHAIFUL ANUAR Shaiful Ad	MAS	2010	0.89	24.89	0.16

NOT CLASSIFIED

3		ENKHBAT Enkhgerel	MGL	2011		DSQ	
---	--	-------------------	-----	------	--	-----	--

Issued: 28 JUN 2026 at 9:45

Heat 2 of 4

1	4	ANDREEVA Valeriia	CM1	2000	0.86	22.19		
2	3	DUDEK Antonina	POL	2005	0.84	22.54	0.35	q R2
3	5	TYMOSHENKO Yevheniia	UKR	2002	0.84	22.58	0.39	
4	6	MOHAMED HELMY Mariam	EGY	2009	0.83	22.65	0.46	
5	2	HORIKAWA Yuka	JPN	1999	0.85	22.77	0.58	AFR
6	7	GALIC Gloria	CRO	2005	0.83	22.86	0.67	
7	1	TUBWONG Kanlayakorn	THA	2011	0.92	23.26	1.07	

Issued: 28 JUN 2026 at 9:47

Heat 3 of 4

1	3	MAGOGA Viola	ITA	2001	0.80	21.96		
2	5	PLACZEK Lilly	GER	2004	0.86	22.06	0.10	q
3	4	CHIU Yi-Chen	TPE	2004	0.87	22.23	0.27	q
4	2	GAWENDA Lara	GER	2005	0.83	22.37	0.41	q
5	6	ZELTOVA Jane	EST	2007	0.79	22.80	0.84	
6	1	YANG Jiwon	KOR	1995	0.83	23.06	1.10	
7	7	KTENA Sofia	GRE	1986	0.92	23.38	1.42	
8	8	LEIRICH Vanessa	AUT	2004	0.90	24.11	2.15	

Issued: 28 JUN 2026 at 9:50

Heat 4 of 4

1	4	SENANSZKY Petra	HUN	1994	0.81	21.13		
2	6	MALACHOWSKA Julia	POL	1999	0.84	21.88	0.75	q
3	2	TURUCZ Zoe	HUN	2008	0.78	22.13	1.00	q
4	3	DESTEFANI Giorgia	ITA	2006	0.89	22.39	1.26	q
5	7	TOBON GUZMAN Melissa	COL	2008	0.90	22.61	1.48	R1
6	1	PUSTAHJA Barbara	CRO	2001	0.88	22.93	1.80	
7	5	MORENO ALEGRIA Diana P.	COL	1991	0.90	23.02	1.89	
8	8	PARK Seonyeong	KOR	2009	0.83	23.99	2.86	

Issued: 28 JUN 2026 at 9:53

28.06.26 10:35



2026 CMAS World Championship Finswimming Indoor



Results

RANK HEAT LANE SURNAME & NAME NAT YEAR R.T. TIME GAP

Event 32

28 JUN 2026 - 9:42

Women's 50 m BF Heats

WR	20.52	SENANSZKY Petra	1994	HUN	Wroclaw (POL)	21 JUL 2017
WJR	21.48	IVANUSHKINA Polina	2008	CM1	Chios (GRE)	23 JUN 2025

RANK	HEAT	LANE	SURNAME & NAME	NAT	YEAR	R.T.	TIME	GAP	
1	4	4	SENANSZKY Petra	HUN	1994	0.81	21.13		q
2	4	6	MALACHOWSKA Julia	POL	1999	0.84	21.88	0.75	q
3	3	3	MAGOGA Viola	ITA	2001	0.80	21.96	0.83	q
4	3	5	PLACZEK Lilly	GER	2004	0.86	22.06	0.93	q
5	4	2	TURUCZ Zoe	HUN	2008	0.78	22.13	1.00	q
6	2	4	ANDREEVA Valerija	CM1	2000	0.86	22.19	1.06	q
7	3	4	CHIU Yi-Chen	TPE	2004	0.87	22.23	1.10	q
8	3	2	GAWENDA Lara	GER	2005	0.83	22.37	1.24	q
9	4	3	DESTEFANI Giorgia	ITA	2006	0.89	22.39	1.26	R1
10	2	3	DUDEK Antonina	POL	2005	0.84	22.54	1.41	R2
11	2	5	TYMOSHENKO Yevheniia	UKR	2002	0.84	22.58	1.45	
12	4	7	TOBON GUZMAN Melissa	COL	2008	0.90	22.61	1.48	
13	2	6	MOHAMED HELMY Mariam	EGY	2009	0.83	22.65	1.52	AFR
14	2	2	HORIKAWA Yuka	JPN	1999	0.85	22.77	1.64	
15	3	6	ZELTOVA Jane	EST	2007	0.79	22.80	1.67	
16	2	7	GALIC Gloria	CRO	2005	0.83	22.86	1.73	
17	4	1	PUSTAHUJA Barbara	CRO	2001	0.88	22.93	1.80	
18	4	5	MORENO ALEGRIA Diana P.	COL	1991	0.90	23.02	1.89	
19	3	1	YANG Jiwon	KOR	1995	0.83	23.06	1.93	
20	2	1	TUBWONG Kanlayakorn	THA	2011	0.92	23.26	2.13	
21	3	7	KTENA Sofia	GRE	1986	0.92	23.38	2.25	
22	4	8	PARK Seonyeong	KOR	2009	0.83	23.99	2.86	
23	3	8	LEIRICH Vanessa	AUT	2004	0.90	24.11	2.98	
24	1	5	SOON Roxanne Hui Nee	MAS	2007	0.88	24.73	3.60	
25	1	4	SHAIFUL ANUAR Shaiful Ad	MAS	2010	0.89	24.89	3.76	

NOT CLASSIFIED

1	3		ENKHBAT Enkhgerel	MGL	2011		DSQ		
---	---	--	-------------------	-----	------	--	-----	--	--

Issued: 28 JUN 2026 at 9:53

28.06.25 10:35



2026 CMAS World Championship Finswimming Indoor



Results

RANK	LANE	SURNAME & NAME	NAT	YEAR	R.T.	TIME	GAP
------	------	----------------	-----	------	------	------	-----

Event 33
28 JUN 2026 - 9:54

Men's 50 m BF Heats

WR	17.96	SZABO GYOERGYEI Szebaszt	1996	HUN	Chengdu (CHN)	11 AUG 2025
WJR	18.79	FEDKIN Aleksey	2002	RUS	Istanbul (TUR)	01 AUG 2018

Heat 1 of 5

NOT CLASSIFIED

4	CHADALLA Venkata Manidha	IND	2006			DSQ
3	RAHMAN Sajibur	BAN	2007			DNS
5	RIAD Bayzid Ahmmed	BAN	2008			DNS

Issued: 28 JUN 2026 at 9:55

Heat 2 of 5

1	4	JANITS Matus	SVK	2006	0.83	20.95	
2	5	AIDAN KOH Ae Bin	MAS	2006	0.89	21.05	0.10
3	3	RUSLI Muhammad Dawish A.	MAS	2006	0.83	21.40	0.45
4	7	WENG Justin Chris	USA	2010	0.91	24.29	3.34

NOT CLASSIFIED

2	BAYARMAGNAI Uulenkhuu	MGL	2011			DSQ
6	PINEDA SANAMARIA Rafael	MEX	2006			ABS

Issued: 28 JUN 2026 at 9:57

Heat 3 of 5

1	5	KROPIDLOWSKI Szymon	POL	2002	0.83	18.89		q
2	2	LOSSNER Niklas	GER	2006	0.82	19.26	0.37	q
3	4	ARTAMONOV Artur	UKR	1992	0.76	19.48	0.59	R1
4	8	SANTANO PEREZ Jose M.	ESP	2000	0.78	19.80	0.91	
5	6	MAYER David	HUN	2007	0.84	19.97	1.08	
6	1	PETRENKO Julius	LTU	2008	0.85	20.24	1.35	
7	7	MILIAUSKAS Majus	LTU	2007	0.81	20.38	1.49	

NOT CLASSIFIED

3	BIRKETT FERAUD William A	ECU	2002			DSQ
---	--------------------------	-----	------	--	--	-----

Issued: 28 JUN 2026 at 10:00

Heat 4 of 5

1	4	SHTARK Matvei	CM1	2008	0.86	19.11		q
2	3	PAVONI Filippo	ITA	2002	0.88	19.32	0.21	q
3	6	ROKKOS Angelos	GRE	2007	0.71	19.50	0.39	R2
4	5	WU Chun-Feng	TPE	1990	0.82	19.58	0.47	
5	7	PORCIANI Riccardo	ITA	2004	0.86	19.68	0.57	
6	2	HSIAO Yung-Chi	TPE	2001	0.83	19.70	0.59	
7	1	ZEMBA David	CZE	2008	0.85	20.03	0.92	
8	8	DEANOVIC Filip	CRO	2006	0.90	20.43	1.32	

Issued: 28 JUN 2026 at 10:02

28.06.26 11:08

Heat 5 of 5

1	4	SZABO GYORGYEI Szabaszi	HUN	1996	0.83	18.46		
2	5	DESIATOV Arsenii	CMR	2002	0.81	19.16	0.70	q
3	3	HERVA Juho	FIN	2005	0.82	19.34	0.88	q
4	6	CHO Jaeseung	KOR	2001	0.79	19.35	0.89	q
5	8	NIKOLOPOULOS Alexandros	GRE	2008	0.81	19.55	1.09	q
6	7	CHEN Weilin	CHN	2007	0.86	19.86	1.40	
7	1	BLASKOVIC Peter	SVK	2006	0.86	19.97	1.51	
NOT CLASSIFIED								
	2	KIM Minkyung	KOR	2003				DSQ

Issued: 28 JUN 2026 at 10:05

28.06.26 11:08 JB



2026 CMAS World Championship Finswimming Indoor



Results

RANK HEAT LANE SURNAME & NAME NAT YEAR R.T. TIME GAP

Event 33
28 JUN 2026 - 9:54

Men's 50 m BF Heats

WR	17.96	SZABO GYOERGYEI Szebaszt	1996	HUN	Chengdu (CHN)	11 AUG 2025
WJR	18.79	FEDKIN Aleksey	2002	RUS	Istanbul (TUR)	01 AUG 2018

RANK	HEAT	LANE	SURNAME & NAME	NAT	YEAR	R.T.	TIME	GAP	
1	5	4	SZABO GYOERGYEI Szebaszt	HUN	1996				
2	3	5	KROPIDLOWSKI Szymon	POL	2002	0.83	18.46		q
3	4	4	SHTARK Matvei	CM1	2008	0.83	18.89	0.43	q
4	5	5	DESIATOV Arsenii	CM1	2002	0.86	19.11	0.65	q
5	3	2	LOSSNER Niklas	GER	2006	0.81	19.16	0.70	q
6	4	3	PAVONI Filippo	ITA	2002	0.82	19.26	0.80	q
7	5	3	HERVA Juhó	FIN	2005	0.88	19.32	0.86	q
8	5	6	CHO Jaeseung	KOR	2001	0.82	19.34	0.88	q
9	3	4	ARTAMONOV Artur	UKR	1992	0.79	19.35	0.89	q
10	4	6	ROKKOS Angelos	GRE	2007	0.76	19.48	1.02	q
11	5	8	NIKOLOPOULOS Alexandros	GRE	2008	0.71	19.50	1.04	R1
12	4	5	WU Chun-Feng	TPE	1990	0.81	19.55	1.09	R2
13	4	7	PORCIANI Riccardo	ITA	2004	0.82	19.58	1.12	
14	4	2	HSIAO Yung-Chi	TPE	2001	0.86	19.68	1.22	
15	3	8	SANTANO PEREZ Jose M.	ESP	2000	0.83	19.70	1.24	
16	5	7	CHEN Weilin	CHN	2007	0.78	19.80	1.34	
17	5	1	BLASKOVIC Peter	SVK	2006	0.86	19.86	1.40	
17	3	6	MAYER David	HUN	2007	0.86	19.97	1.51	
19	4	1	ZEMBA David	CZE	2008	0.84	19.97	1.51	
20	3	1	PETRENKO Julius	LTU	2008	0.85	20.03	1.57	
21	3	7	MILIAUSKAS Majus	LTU	2007	0.85	20.24	1.78	
22	4	8	DEANOVIC Filip	CRO	2006	0.81	20.38	1.92	
23	2	4	JANITS Matus	SVK	2006	0.90	20.43	1.97	
24	2	5	AIDAN KOH Ae Bin	MAS	2006	0.83	20.95	2.49	
25	2	3	RUSLI Muhammad Dawish A.	MAS	2006	0.89	21.05	2.59	
26	2	7	WENG Justin Chris	USA	2010	0.83	21.40	2.94	
						0.91	24.29	5.83	

NOT CLASSIFIED

5	2		KIM Minkyong	KOR	2003				
3	3		BIRKETT FERAUD William A	ECU	2002		DSQ		
1	4		CHADALLA Venkata Manidha	IND	2006		DSQ		
2	2		BAYARMAGNAJ Uulenkhuu	MGL	2011		DSQ		
1	3		RAHMAN Sajibur	BAN	2007		DSQ		
1	5		RIAD Bayzid Ahmmed	BAN	2008		DNS		
2	6		PINEDA SANAMARIA Rafael	MEX	2006		DNS		
							ABS		

Issued: 28 JUN 2026 at 10:05

28.06.26 11 08



2026 CMAS World Championship Finswimming Indoor



Results

RANK	LANE	SURNAME & NAME			NAT	YEAR			R.T.	TIME	GAP
		50m	100m	150m		200m	250m	300m			

Event 134
28 JUN 2026 - 17:41

Women's 800 m SF Heats

WR	6:46.79	LIU Jiao	1987	CHN	Hodmezovasarhely (HUN)	01 AUG 2011
WJR	6:46.98	KUPRESSOVA Elizaveta	2008	RUS	Saratov (CM1)	16 FEB 2025

Slow Heat 2 of 2

1	1	VERGER Anais	FRA	2000							
	24.29(2)	49.95(2)	1:15.70(1)	1:41.40(1)	2:07.66(1)	2:34.10(1)	3:00.81(1)	3:27.53(1)			
		25.66	25.75	25.70	26.26	26.44	26.71	26.72			
	3:54.25(1)	4:21.46(1)	4:48.84(1)	5:16.33(1)	5:44.07(1)	6:11.88(1)	6:39.51(1)				
	26.72	27.21	27.38	27.49	27.74	27.81	27.63	27.32			
2	3	FILOGLOU Anna	GRE	2009							1.23
	25.41(8)	51.88(7)	1:18.51(8)	1:46.08(8)	2:12.60(8)	2:39.16(5)	3:06.28(5)	3:33.40(5)			
		26.47	26.63	27.57	26.52	26.56	27.12	27.12			
	4:00.17(3)	4:27.37(3)	4:54.44(3)	5:22.09(3)	5:49.32(3)	6:16.11(2)	6:42.72(2)				
	26.77	27.20	27.07	27.65	27.23	26.79	26.61	25.34			
3	4	ZHANG Shiyi	CHN	2006			0.96				2.14
	23.62(1)	49.57(1)	1:16.19(2)	1:43.19(2)	2:09.83(2)	2:37.13(2)	3:04.54(2)	3:32.18(2)			
		25.95	26.62	27.00	26.64	27.30	27.41	27.64			
	3:59.23(2)	4:26.70(2)	4:54.28(2)	5:21.89(2)	5:49.31(2)	6:16.78(3)	6:43.36(3)				
	27.05	27.47	27.58	27.61	27.42	27.47	26.58	25.61			
4	5	SZILI Agnes	HUN	2006			0.95				2.36
	25.05(6)	51.90(8)	1:18.24(7)	1:45.19(7)	2:11.96(7)	2:39.24(6)	3:06.59(7)	3:34.09(6)			
		26.85	26.34	26.95	26.77	27.28	27.35	27.50			
	4:01.47(6)	4:28.76(4)	4:56.04(4)	5:23.68(5)	5:50.74(4)	6:18.14(4)	6:44.31(4)				
	27.38	27.29	27.28	27.64	27.06	27.40	26.17	24.88			
5	8	NEMETH Nora	HUN	2008			0.96				5.03
	24.79(5)	51.20(5)	1:17.80(6)	1:44.82(6)	2:11.87(6)	2:39.31(7)	3:06.51(6)	3:34.42(7)			
		26.41	26.60	27.02	27.44	27.20	27.44	27.91			
	4:01.63(7)	4:28.87(6)	4:56.08(5)	5:23.76(6)	5:51.09(5)	6:19.16(5)	6:46.19(6)				
	27.21	27.24	27.21	27.68	27.33	28.07	27.03	25.67			
6	7	HEMPLER Emily	GER	2007			0.94				5.07
	24.71(4)	51.08(4)	1:17.14(4)	1:44.13(4)	2:11.38(4)	2:38.73(4)	3:05.43(4)	3:32.68(3)			
		26.37	26.06	26.99	27.25	27.35	26.70	27.25			
	4:00.55(4)	4:28.81(5)	4:56.10(6)	5:23.46(4)	5:51.20(6)	6:19.28(6)	6:45.86(5)				
	27.87	28.26	27.29	27.36	27.74	28.08	26.53	26.04			
7	6	FISCHER Mia Jette	GER	2009			0.96				13.05
	25.29(7)	51.42(6)	1:17.60(5)	1:44.58(5)	2:10.86(3)	2:37.71(3)	3:05.18(3)	3:33.28(4)			
		26.13	26.18	26.98	26.28	26.85	27.47	28.10			
	4:01.25(5)	4:29.70(7)	4:57.45(7)	5:26.15(7)	5:55.01(7)	6:23.75(7)	6:52.04(7)				
	27.97	28.45	27.75	28.70	28.86	28.74	28.29	27.84			
8	2	LEE Jimin	KOR	2008			0.95				20.34
	24.68(3)	50.35(3)	1:16.72(3)	1:44.09(3)	2:11.59(5)	2:39.79(8)	3:07.91(8)	3:36.45(8)			
		25.67	26.37	27.37	27.50	28.20	28.12	28.54			
	4:04.98(8)	4:33.91(8)	5:02.51(8)	5:31.31(8)	6:00.75(8)	6:30.08(8)	6:58.97(8)				
	28.53	28.93	28.60	28.80	29.44	29.33	28.89	28.20			

Issued: 28 JUN 2026 at 10:25

Slow Heat 1 of 2

1	4	FABIKOVA Zuzana	CZE	2007							
	24.67(2)	51.18(1)	1:18.26(1)	1:46.04(1)	2:13.77(1)	2:41.73(1)	3:09.88(1)	3:38.21(1)			
		26.51	27.08	27.78	27.73	27.96	28.15	28.33			
	4:05.99(1)	4:34.29(1)	5:02.13(1)	5:30.47(1)	5:58.53(1)	6:26.93(1)	6:55.08(1)				
	27.78	28.30	27.84	28.34	28.06	28.40	28.15	27.17			
2	5	WOJNAR Julla	AUT	2008							34.79
	25.75(5)	53.86(4)	1:22.19(3)	1:51.69(3)	2:21.33(2)	2:51.37(2)	3:21.54(2)	3:51.85(2)			
		28.11	28.33	29.50	29.64	30.04	30.17	30.31			
	4:22.47(2)	4:53.08(2)	5:23.74(2)	5:54.43(2)	6:25.13(2)	6:55.94(2)	7:26.75(2)				
	30.62	30.61	30.66	30.69	30.70	30.81	30.81	30.29			
3	6	INTARAPRASAT Warunee	THA	2009			0.83				37.21
	25.18(3)	53.77(3)	1:23.68(4)	1:53.77(4)	2:24.19(4)	2:54.61(4)	3:24.86(3)	3:55.57(3)			
		28.59	29.91	30.09	30.42	30.42	30.25	30.71			
	4:26.63(3)	4:57.61(3)	5:28.96(3)	5:59.67(3)	6:31.01(3)	7:02.12(3)	7:32.16(3)				
	31.06	30.98	31.35	30.71	31.34	31.11	30.04	27.30			
4	3	DELA TORRE Allaysa Kate	PHI	2007			0.84				56.44
	24.39(1)	51.59(2)	1:20.99(2)	1:51.13(2)	2:22.50(3)	2:54.26(3)	3:26.50(4)	3:58.87(4)			
		27.20	29.40	30.14	31.37	31.76	32.24	32.37			
	4:31.74(4)	5:04.63(4)	5:36.97(4)	6:10.57(4)	6:43.34(4)	7:16.88(4)	7:48.27(4)				
	32.87	32.89	32.34	33.60	32.77	33.54	31.39	30.42			

28.06.26 10:35

RANK	LANE	SURNAME & NAME	NAT	YEAR	R.T.	TIME	GAP
5	7	LEE Jun Hsuen	MAS	2011	0.97	8:22.68	1:00.43
		26.91(6) 57.61(6) 1:28.94(6) 2:00.63(6) 2:32.86(6) 3:05.10(5) 3:37.12(5) 4:09.63(5)				32.51	
		30.70 31.33 31.69 32.23 32.24 32.02 32.51					
		4:41.98(5) 5:14.60(5) 5:46.82(5) 6:18.98(5) 6:51.04(5) 7:23.45(5) 7:54.43(5)				32.51	
		32.35 32.62 32.22 32.16 32.06 32.41 30.98					
6	2	BINTI BONYAMIN Hani Farh	MAS	2010	0.94	8:37.87	1:15.62
		25.69(4) 54.86(5) 1:26.31(5) 1:58.85(5) 2:32.11(5) 3:05.24(6) 3:38.90(6) 4:12.58(6)				33.68	
		29.17 31.45 32.54 33.26 33.13 33.66 33.66					
		4:46.52(6) 5:20.93(6) 5:54.42(6) 6:28.23(6) 7:01.84(6) 7:35.05(6) 8:08.41(6)				33.68	
		33.94 34.41 33.49 33.81 33.61 33.21 33.36				29.46	

Issued: 28 JUN 2026 at 10:16

28.06.26

10 35



2026 CMAS World Championship Finswimming Indoor



Unofficial Results

RANK	LANE	SURNAME & NAME			NAT	YEAR			R.T.	TIME	GAP
		50m	100m	150m		200m	250m	300m			

Event 135
28 JUN 2026 - 17:59

Men's 800 m SF Heats

WR	6:12.74	KISS Nandor	2005	HUN	Eger (HUN)	15 APR 2023
WJR	6:13.53	KISS Nandor	2005	HUN	Eger (HUN)	26 FEB 2022

Slow Heat 2 of 2

1	3	EHAB HELMY Mohab	EGY	2007	0.91	6:28.76	AFF			
		21.38(1)	44.66(1)	1:08.07(1)	1:32.15(1)	1:56.72(1)	2:21.61(1)	2:46.27(1)	3:11.31(1)	25.04
			23.28	23.41	24.08	24.57	24.89	24.66		
		3:36.36(1)	4:01.32(1)	4:26.37(1)	4:51.92(1)	5:16.96(1)	5:41.99(1)	6:06.28(1)		22.48
		25.05	24.96	25.05	25.55	25.04	25.03	24.29		
2	6	DRAZBA Filip	POL	2002	0.95	6:34.36	5.60			
		22.83(6)	46.77(6)	1:11.16(4)	1:35.97(4)	2:00.60(2)	2:25.57(2)	2:50.34(2)	3:15.52(2)	25.18
			23.94	24.39	24.81	24.63	24.97	24.77		
		3:40.67(2)	4:06.15(2)	4:31.61(2)	4:57.50(2)	5:22.94(2)	5:48.07(2)	6:11.95(2)		22.41
		25.15	25.48	25.46	25.89	25.44	25.13	23.88		
3	5	PAN Zhenhao	CHN	2007		6:34.75	5.99			
		22.52(4)	46.66(5)	1:11.30(5)	1:36.19(5)	2:01.08(5)	2:26.42(4)	2:51.37(3)	3:16.33(3)	24.96
			24.14	24.64	24.89	24.95	25.34	24.95		
		3:41.38(3)	4:06.64(3)	4:32.19(3)	4:57.71(3)	5:23.36(3)	5:48.96(4)	6:12.51(3)		22.24
		25.05	25.26	25.55	25.52	25.65	25.60	23.55		
4	2	GAIDA Duncan	GER	2001	0.74	6:36.64	7.88			
		22.39(3)	46.56(4)	1:11.13(3)	1:35.75(3)	2:01.02(4)	2:26.21(3)	2:51.70(4)	3:17.03(4)	25.33
			24.17	24.57	24.62	25.27	25.19	25.49		
		3:42.68(4)	4:07.93(4)	4:33.08(4)	4:58.20(4)	5:23.60(4)	5:48.67(3)	6:13.22(4)		23.42
		25.65	25.25	25.15	25.12	25.40	25.07	24.55		
5	1	SHCHETOV Kirill	CMR	2008	0.90	6:46.07	17.31			
		22.52(4)	46.31(2)	1:10.75(2)	1:35.73(2)	2:00.98(3)	2:26.43(5)	2:52.19(5)	3:17.90(5)	25.71
			23.79	24.44	24.98	25.25	25.45	25.76		
		3:43.77(5)	4:09.66(5)	4:36.16(5)	5:02.82(5)	5:28.88(5)	5:55.34(5)	6:21.42(5)		24.65
		25.87	25.89	26.50	26.66	26.06	26.46	26.08		
6	4	ALLOUI Mohamed Amine	TUN	2007	0.98	6:50.21	21.45			
		22.26(2)	46.45(3)	1:11.84(6)	1:36.89(6)	2:02.42(6)	2:28.36(6)	2:53.89(6)	3:20.06(6)	26.17
			24.19	25.39	25.05	25.53	25.94	25.53		
		3:46.43(6)	4:13.02(7)	4:40.04(7)	5:06.66(6)	5:33.54(6)	6:00.60(6)	6:26.22(6)		23.99
		26.37	26.59	27.02	26.62	26.88	27.06	25.62		
7	8	CHIU Shao-Hung	TPE	2007	0.98	6:51.65	22.89			
		23.10(7)	47.96(7)	1:13.01(7)	1:38.09(7)	2:03.28(7)	2:28.77(7)	2:54.61(7)	3:20.29(7)	25.68
			24.86	25.05	25.08	25.19	25.49	25.84		
		3:46.43(6)	4:12.90(6)	4:39.94(6)	5:06.84(7)	5:34.08(7)	6:00.81(7)	6:26.78(7)		24.87
		26.14	26.47	27.04	26.90	27.24	26.73	25.97		

NOT CLASSIFIED

7	SUKUR Ege	TUR	2007	DNS
---	------------------	-----	------	------------

Issued: 28 JUN 2026 at 10:47


Slow Heat 1 of 2

1	4	CHEN Po-Han	TPE	2001	0.89	6:46.43				
		22.18(1)	46.17(1)	1:10.60(1)	1:35.51(1)	2:00.74(1)	2:26.38(1)	2:52.21(2)	3:18.16(1)	25.95
			23.99	24.43	24.91	25.23	25.64	25.83		
		3:44.00(1)	4:09.89(1)	4:35.66(1)	5:01.73(1)	5:27.60(1)	5:53.61(1)	6:20.22(1)		26.21
		25.84	25.89	25.77	26.07	25.87	26.01	26.61		
2	3	KUZMENKO Oleksandr	UKR	2005	0.88	6:46.92	0.49			
		22.33(2)	46.36(2)	1:11.01(2)	1:36.08(2)	2:01.28(2)	2:26.60(2)	2:52.19(1)	3:18.29(2)	26.10
			24.03	24.65	25.07	25.20	25.32	25.59		
		3:44.03(2)	4:09.89(1)	4:35.92(2)	5:02.07(2)	5:27.82(2)	5:53.78(2)	6:20.40(2)		26.52
		25.74	25.86	26.03	26.15	25.75	25.96	26.62		
3	5	ROJAS GARCIA Mario	ESP	2007	0.95	6:55.62	9.19			
		22.76(3)	47.20(3)	1:12.67(3)	1:38.82(3)	2:04.93(3)	2:31.54(3)	2:58.14(3)	3:24.37(3)	26.23
			24.44	25.47	26.15	26.11	26.61	26.60		
		3:50.76(3)	4:17.65(3)	4:44.65(3)	5:11.40(3)	5:38.17(3)	6:04.84(3)	6:31.20(3)		24.42
		26.39	26.89	27.00	26.75	26.77	26.67	26.36		
4	6	BIN AZMY Muhammad Imann	MAS	2011	0.87	7:25.95	39.52			
		24.43(4)	51.40(5)	1:18.75(5)	1:46.38(5)	2:14.67(5)	2:43.30(5)	3:11.81(4)	3:40.47(4)	28.66
			26.97	27.35	27.63	28.29	28.63	28.51		
		4:08.92(4)	4:37.89(4)	5:06.84(4)	5:35.49(4)	6:03.95(4)	6:32.63(4)	6:59.96(4)		25.99
		28.45	28.97	28.95	28.65	28.46	28.68	27.33		

28.06.26 10:53 [Signature]

RANK	LANE	SURNAME & NAME	NAT	YEAR	R.T.	TIME	GAP
5	2	TREJO CARRANZA Josue R.	MEX	2007	0.92	7:38.45	52.02
		24.47(5) 50.62(4) 1:17.84(4) 1:45.94(4) 2:14.32(4) 2:42.79(4) 3:11.91(5) 3:41.48(5)				26.15 27.22 28.10 28.38 28.47 29.12 29.57	
		4:11.31(5) 4:40.77(5) 5:10.60(5) 5:40.31(5) 6:10.59(5) 6:40.57(5) 7:09.98(5) 7:38.45				29.83 29.46 29.83 29.71 30.28 29.98 29.41 28.47	
6	7	TOH Ethan	MAS	2009	0.90	8:23.27	1:36.84
		24.54(6) 51.94(6) 1:21.42(6) 1:52.64(6) 2:24.07(6) 2:55.91(6) 3:28.61(6) 4:01.37(6)				27.40 29.48 31.22 31.43 31.84 32.70 32.76	
		4:34.44(6) 5:07.92(6) 5:40.69(6) 6:14.21(6) 6:47.51(6) 7:21.58(6) 7:53.57(6) 8:23.27				33.07 33.48 32.77 33.52 33.30 34.07 31.99 29.70	

Issued: 28 JUN 2026 at 10:38

28.06.26 10⁵³ 



2026 CMAS World Championship Finswimming Indoor



Results

RANK LANE NAT RELAY SURNAME & NAME YEAR R.T. 50m 100m TIME GAP

Event 36
28 JUN 2026 - 10:49

Mixed 4x100 m BF Heats

WR	2:55.34	HUNGARY	HUN	Tomsk (RUS)	06 JUL 2021
WJR	3:02.44	RUSSIA	RUS	Istanbul (TUR)	30 JUL 2018

Heat 1 of 2

RANK	LANE	NAT	RELAY	SURNAME & NAME	YEAR	R.T.	50m	100m	TIME	GAP	MARK
1	4	CM1	CMAS1	FEDKIN Aleksei (M)	2002		20.59	42.70	3:01.59		q
				PANTINA Arina (F)	2006	0.53	23.04	48.64	1:31.34		
				NAZARCHUK Alexandr (M)	2001	0.42	19.52	41.85	2:13.19		
				MARTYNOVA Iana (F)	2002	0.31	22.67	48.40	3:01.59		
1	6	UKR	UKRAINE	ZOSYM Tymofii (M)	2008		20.92	42.91	3:01.59		q
				TYMOSHENKO Yevheniia (F)	2002	0.46	23.08	48.97	1:31.88		
				ARTAMONOV Artur (M)	1992	0.21	20.52	42.73	2:14.61		
				LAMAKH Sofiya (F)	2005	0.31	22.78	46.98	3:01.59		
3	5	ITA	ITALY	PAVONI Filippo (M)	2002		20.47	42.84	3:03.36	1.77	q
				MAGOGA Viola (F)	2001	0.29	22.51	49.15	1:31.99		
				PORCIANI Riccardo (M)	2004	0.25	20.18	43.00	2:14.99		
				DESTEFANI Giorgia (F)	2006	0.29	23.04	48.37	3:03.36		
4	3	POL	POLAND	KROPIDLOWSKI Szymon (M)	2002		19.96	42.35	3:04.06	2.47	q
				MALACHOWSKA Julia (F)	1999	0.44	23.42	48.92	1:31.27		
				LEWICKI Jakub (M)	2004	0.59	20.94	44.23	2:15.50		
				DUDEK Antonina (F)	2005	0.50	23.36	48.56	3:04.06		
5	2	COL	COLOMBIA	VIVAS IDARRAGA Juan D. (M)	2006		20.64	44.11	3:07.03	5.44	R1
				ROSALLES MACHADO Adriana (F)	2002	0.39	23.26	49.53	1:33.64		
				HURTADO SANCHEZ Alejandr (M)	1999	0.28	20.75	44.05	2:17.69		
				YOSCUA MARTINEZ Diana S. (F)	2005	0.21	23.01	49.34	3:07.03		
6	7	MAS	MALAYSIA	AIDAN KOH Ae Bin (M)	2006		23.31	47.32	3:26.10	24.51	
				SHAIFUL ANUAR Shaiful Ad (F)	2010	0.78	26.59	56.43	1:43.75		
				RUSLI Muhammad Dawish A. (M)	2006	0.57	23.14	48.06	2:31.81		
				SOON Roxanne Hui Nee (F)	2007	0.56	26.46	54.29	3:26.10		

Issued: 28 JUN 2026 at 10:52

Heat 2 of 2

RANK	LANE	NAT	RELAY	SURNAME & NAME	YEAR	R.T.	50m	100m	TIME	GAP	MARK
1	4	HUN	HUNGARY	SZABO GYORGYEI Szebaszti (M)	1996		20.76	42.02	3:02.89		q
				SUBA Sara (F)	2004	0.44	23.45	49.67	1:31.69		
				CSEPLE Kelen (M)	2003	0.46	20.42	42.18	2:13.87		
				VARNYU Anna Jadviga (F)	2006	0.54	23.36	49.02	3:02.89		
2	3	GER	GERMANY	LOSSNER Niklas (M)	2006		20.50	43.17	3:03.06	0.17	q
				GAWENDA Lara (F)	2005	0.14	22.87	47.97	1:31.14		
				LEIPOLD Marek (M)	2006	0.28	20.16	43.30	2:14.44		
				PLACZEK Lilly (F)	2004	0.37	23.26	48.62	3:03.06		
3	5	FRA	FRANCE	DE ZALDIVAR Theo (M)	2001		19.88	41.99	3:03.38	0.49	q
				JULIEN Camille (F)	1997	0.42	23.36	49.37	1:31.36		
				DURAGER Tom (M)	2005	0.36	20.56	43.22	2:14.58		
				DEAGE Albane (F)	2001	0.20	22.92	48.80	3:03.38		
4	6	GRE	GREECE	ROKKOS Angelos (M)	2007		20.76	44.29	3:05.82	2.93	q
				KAPERDA Giolanda (F)	2006	0.38	23.54	49.67	1:33.96		
				NIKOLOPOULOS Alexandros (M)	2008	0.22	19.83	42.48	2:16.44		
				KTENA Sofia (F)	1986	0.10	23.15	49.38	3:05.82		
5	2	CRO	CROATIA	DEANOVIC Filip (M)	2006		21.54	45.30	3:09.36	6.47	R2
				PUSTAHIIJA Barbara (F)	2001	0.13	23.23	48.58	1:33.88		
				SESTAK Mihael (M)	2002	0.17	22.10	46.74	2:20.62		
				GALIC Gloria (F)	2005	0.09	22.52	48.74	3:09.36		

28.06.26 11:10 [Signature]


NOT CLASSIFIED

7 KOR REPUBLIC OF KOREA

SURNAME & NAME	SEX	YEAR	R.T.	TIME	GAP
MOON Sungbin	(M)	2006		21.11	44.94
PARK Seonyeong	(F)	2009	0.51	24.31	50.40
KIM Taewoo	(M)	2005	- 0.03		1:35.34
YANG Jiwon	(F)	1995			

DSQ

Issued: 28 JUN 2026 at 11:00

28.06.26 11:10 



2026 CMAS World Championship Finswimming Indoor



Results

RANK HEAT LANE NAT RELAY SURNAME & NAME YEAR R.T. 50m 100m TIME GAP

Event 36
28 JUN 2026 - 10:49

Mixed 4x100 m BF Heats

WR	WJR	2:55.34	HUNGARY			HUN	Tomsk (RUS)			06 JUL 2021
		3:02.44	RUSSIA			RUS	Istanbul (TUR)			30 JUL 2018
1	1	4	CM1 CMAS1							
			FEDKIN Aleksei (M)	2002			20.59	42.70	3:01.59	q
			PANTINA Arina (F)	2006	0.53		23.04	48.64	42.70	
			NAZARCHUK Alexandr (M)	2001	0.42		19.52	41.85	1:31.34	
			MARTYNOVA Iana (F)	2002	0.31		22.67	48.40	2:13.19	
1	1	6	UKR UKRAINE						3:01.59	q
			ZOSYM Tymofii (M)	2008			20.92	42.91	42.91	
			TYMOSHENKO Yevheniia (F)	2002	0.46		23.08	48.97	1:31.88	
			ARTAMONOV Artur (M)	1992	0.21		20.52	42.73	2:14.61	
			LAMAKH Sofiya (F)	2005	0.31		22.78	46.98	3:01.59	
3	2	4	HUN HUNGARY						3:02.89	1.30 q
			SZABO GYORGYEI Szebaszti (M)	1996			20.76	42.02	42.02	
			SUBA Sara (F)	2004	0.44		23.45	49.67	1:31.69	
			CSEPLO Kelen (M)	2003	0.46		20.42	42.18	2:13.87	
			VARNYU Anna Jadviga (F)	2006	0.54		23.36	49.02	3:02.89	
4	2	3	GER GERMANY						3:03.06	1.47 q
			LOSSNER Niklas (M)	2006			20.50	43.17	43.17	
			GAWENDA Lara (F)	2005	0.14		22.87	47.97	1:31.14	
			LEIPOLD Marek (M)	2006	0.28		20.16	43.30	2:14.44	
			PLACZEK Lilly (F)	2004	0.37		23.26	48.62	3:03.06	
5	1	5	ITA ITALY						3:03.36	1.77 q
			PAVONI Filippo (M)	2002			20.47	42.84	42.84	
			MAGOGA Viola (F)	2001	0.29		22.51	49.15	1:31.99	
			PORCIANI Riccardo (M)	2004	0.25		20.18	43.00	2:14.99	
			DESTEFANI Giorgia (F)	2006	0.29		23.04	48.37	3:03.36	
6	2	5	FRA FRANCE						3:03.38	1.79 q
			DE ZALDIVAR Theo (M)	2001			19.88	41.99	41.99	
			JULIEN Camille (F)	1997	0.42		23.36	49.37	1:31.36	
			DURAGER Tom (M)	2005	0.36		20.56	43.22	2:14.58	
			DEAGE Albane (F)	2001	0.20		22.92	48.80	3:03.38	
7	1	3	POL POLAND						3:04.06	2.47 q
			KROPIDLOWSKI Szymon (M)	2002			19.96	42.35	42.35	
			MALACHOWSKA Julia (F)	1999	0.44		23.42	48.92	1:31.27	
			LEWICKI Jakub (M)	2004	0.59		20.94	44.23	2:15.50	
			DUDEK Antonina (F)	2005	0.50		23.36	48.56	3:04.06	
8	2	6	GRE GREECE						3:05.82	4.23 q
			ROKKOS Angelos (M)	2007			20.76	44.29	44.29	
			KAPERDA Giolanda (F)	2006	0.38		23.54	49.67	1:33.96	
			NIKOLOPOULOS Alexandros (M)	2008	0.22		19.83	42.48	2:16.44	
			KTENA Sofia (F)	1986	0.10		23.15	49.38	3:05.82	
9	1	2	COL COLOMBIA						3:07.03	5.44 R1
			VIVAS IDARRAGA Juan D. (M)	2006			20.64	44.11	44.11	
			ROSALES MACHADO Adriana (F)	2002	0.39		23.26	49.53	1:33.64	
			HURTADO SANCHEZ Alejandr (M)	1999	0.28		20.75	44.05	2:17.69	
			YOSCUA MARTINEZ Diana S. (F)	2005	0.21		23.01	49.34	3:07.03	
10	2	2	CRO CROATIA						3:09.36	7.77 R2
			DEANOVIC Filip (M)	2006			21.54	45.30	45.30	
			PUSTAHJICA Barbara (F)	2001	0.13		23.23	48.58	1:33.88	
			SESTAK Mihael (M)	2002	0.17		22.10	46.74	2:20.62	
			GALIC Gloria (F)	2005	0.09		22.52	48.74	3:09.36	
11	1	7	MAS MALAYSIA						3:26.10	24.51
			AIDAN KOH Ae Bin (M)	2006			23.31	47.32	47.32	
			SHAIFUL ANUAR Shaiful Ad (F)	2010	0.78		26.59	56.43	1:43.75	
			RUSLI Muhammad Dawish A. (M)	2006	0.57		23.14	48.06	2:31.81	
			SOON Roxanne Hui Nee (F)	2007	0.56		26.46	54.29	3:26.10	
NOT CLASSIFIED										
2	7		KOR REPUBLIC OF KOREA						DSQ	
			MOON Sungbin (M)	2006			21.11	44.94	44.94	
			PARK Seonyeong (F)	2009	0.51		24.31	50.40	1:35.34	
			KIM Taewoo (M)	2005	- 0.03					

28.06.26 11:10

SURNAME & NAME

YEAR

YANG Jiwon

(F)

1995

Issued: 28 JUN 2026 at 11:00

28 06. 26 11 '10 T.C.



2026 CMAS World Championship Finswimming Indoor



Results

RANK HEAT LANE SURNAME & NAME NAT YEAR R.T. 50m TIME GAP
Event 130
28 JUN 2026 - 17:00

Women's 100 m SF Final

WR WJR	37.75 38.27	37.75 HU Yaoyao 38.27 MIKHAILUSHKINA Ekaterina	2000 2001	CHN RUS	Belgrade (SRB) Belgrade (SRB)	16 JUL 2024 16 JUL 2018
1	1	2 SLISEVA Diana	CM1	2005	0.80 18.11	38.03 19.92 Gold
2	1	4 SEO Uijin	KOR	2000	0.79 18.40	38.92 20.52 0.89 Silver
3	1	3 HU Yaoyao	CHN	2000	0.88 18.49	38.97 20.48 0.94 Bronze
4	1	7 AGUIRRE JOYA Paula A.	COL	1999	0.92 18.29	39.23 20.94 1.20
5	1	5 NALBANDIAN Alina	CM1	1998	0.90 18.86	39.45 20.59 1.42
6	1	8 BASSI Dora	CRO	1993	0.95 18.85	39.78 20.93 1.75
7	1	6 KIM Minjeong	KOR	2000	0.88 18.46	39.92 21.46 1.89
8	1	1 UVAROVA Viktoriia	UKR	2001	0.87 18.90	40.25 21.35 2.22

Issued: 28 JUN 2026 at 17:05

28.06.26

17 14



2026 CMAS World Championship Finswimming Indoor



Results

RANK HEAT LANE SURNAME & NAME NAT YEAR R.T. 50m TIME GAP

Event 131
28 JUN 2026 - 17:05

Men's 100 m SF Final

WR	33.71	POSCHART Max								
WJR	34.36	KACHMASHEV Egor	1994	GER	Leipzig (GER)				24 APR 2022	
			2002	RUS	Ioannina (GRE)				28 JUN 2019	
1	1	4	KIM Chanyoung	KOR	1998	0.80	16.21	34.55 18.34	Gold	ASR
2	1	8	ZUGMEYER Colas	FRA	2001	0.85	16.45	35.35 18.90	0.80 Silver	
3	1	3	LEIPOLD Marek	GER	2006	0.84	16.49	35.40 18.91	0.85 Bronze	
4	1	5	SONG Jaek	KOR	2001	0.80	16.44	35.46 19.02	0.91	
5	1	7	KOROMPYLIS Angelos	GRE	2009	0.89	16.77	35.73 18.96	1.18	
6	1	2	OCAMPO LOZADA Juan F.	COL	1994	0.88	16.54	35.78 19.24	1.23	
7	1	1	AHMED ALY Yassin	EGY	2006	0.93	16.84	35.81 18.97	1.26	
8	1	6	ALLAIN Gabryel	FRA	2007	0.90	17.31	36.23 18.92	1.68	

Issued: 28 JUN 2026 at 17:10

28.06.26 17:16



2026 CMAS World Championship Finswimming Indoor



Results

RANK HEAT LANE SURNAME & NAME NAT YEAR R.T. TIME GAP

Event 132

28 JUN 2026 - 17:17

Women's 50 m BF Final

WR	20.52	SENANSZKY Petra	1994	HUN	Wroclaw (POL)	21 JUL 2017
WJR	21.48	IVANUSHKINA Polina	2008	CM1	Chios (GRE)	23 JUN 2025

RANK	HEAT	LANE	SURNAME & NAME	NAT	YEAR	R.T.	TIME	GAP	REMARKS
1	1	4	SENANSZKY Petra	HUN	1994	0.80	20.97		Gold
2	1	3	MAGOGA Viola	ITA	2001	0.79	21.86	0.89	Silver
3	1	1	CHIU YI-Chen	TPE	2004	0.82	21.87	0.90	Bronze
4	1	6	PLACZEK Lilly	GER	2004	0.85	21.89	0.92	
5	1	5	MALACHOWSKA Julia	POL	1999	0.87	22.09	1.12	
6	1	7	ANDREEVA Valeriia	CM1	2000	0.82	22.10	1.13	
7	1	2	TURUCZ Zoe	HUN	2008	0.76	22.22	1.25	
8	1	8	GAWENDA Lara	GER	2005	0.86	22.43	1.46	

Issued: 28 JUN 2026 at 17:21

28.06.26 17:23



2026 CMAS World Championship Finswimming Indoor



Results

RANK HEAT LANE SURNAME & NAME NAT YEAR R.T. TIME GAP

Event 133

28 JUN 2026 - 17:29

Men's 50 m BF Final

WR	17.96	SZABO GYOERGYEI Szabaszi	1996	HUN	Chengdu (CHN)	11 AUG 2025
WJR	18.79	FEDKIN Aleksey	2002	RUS	Istanbul (TUR)	01 AUG 2018

RANK	HEAT	LANE	SURNAME & NAME	NAT	YEAR	R.T.	TIME	GAP	Medal
1	1	4	SZABO GYORGYEI Szabaszi	HUN	1996				Gold
2	1	5	KROPIDLOWSKI Szymon	POL	2002	0.84	18.27	0.48	Silver
3	1	6	DESIATOV Arsenii	CM1	2002	0.83	18.75	0.73	Bronze
4	1	3	SHTARK Matvei	CM1	2008	0.81	19.00	0.74	
5	1	8	CHO Jaeseung	KOR	2001	0.86	19.01	0.74	
6	1	1	HERVA Juho	FIN	2005	0.77	19.02	0.75	
7	1	2	LOSSNER Niklas	GER	2006	0.83	19.14	0.87	
8	1	7	PAVONI Filippo	ITA	2002	0.82	19.26	0.99	
						0.88	19.29	1.02	

Issued: 28 JUN 2026 at 17:31

28.06.26

17 36

FSWM50MBF-----FNL-----74A 1.0

Data Processing and Timing by Microplus - www.microplustiming.com

Report Created SUN 28 JUN 2026 at 17:31

Page 1





2026 CMAS World Championship Finswimming Indoor



Results

RANK	HEAT	LANE	SURNAME & NAME			NAT	YEAR	R.T.	TIME	GAP
			50m	100m	150m					

Event 134
28 JUN 2026 - 17:41

Women's 800 m SF Heats

WR	WJR	6:46.79	LIU Jiao	1987	CHN	Hodmezovasarhely (HUN)	01 AUG 2011			
		6:46.98	KUPRESSOVA Elizaveta	2008	RUS	Saratov (CM1)	16 FEB 2025			
1	1	3	HRECHKO Sofia	UKR	2005					
		24.15	49.41	1:15.16	1:40.93	2:07.02	2:33.10	6:51.70	Gold	
			25.26	25.75	25.77	26.09	26.08	3:25.88		
			4:18.09	4:44.41	5:11.00	5:37.21	6:03.32	6:26.36	26.42	
			26.10	26.11	26.59	26.21	26.11	6:28.35		
			26.07	26.32	26.17	25.95	25.83	25.03		
2	1	4	KUPRESSOVA Elizaveta	CM1	2008					
		24.06	49.08	1:14.68	1:40.21	2:05.72	2:31.60	2:57.51	23.35	
			25.02	25.60	25.53	25.51	25.88	25.91	6:52.52	0.82 Silver
			4:16.21	4:42.38	5:08.33	5:34.16	6:00.42	6:26.76	3:24.72	
			26.20	26.17	26.17	25.95	25.83	26.34	26.43	
			26.07	26.17	26.17	25.95	25.83	26.34		
3	1	5	MISHUSTINA Anna	CM1	2006					
		23.66	48.78	1:14.26	1:39.96	2:05.96	2:32.21	2:58.46	25.76	
			25.12	25.48	25.70	26.00	26.25	26.25	6:54.16	2.46 Bronze
			4:17.59	4:43.61	5:09.79	5:36.03	6:02.46	6:28.31	3:24.75	
			26.34	26.50	26.18	26.24	26.43	26.85	26.29	
			26.02	26.02	26.18	26.24	26.43	26.85		
4	1	7	KALFIDOU Eleni	GRE	2009					
		23.62	48.55	1:13.73	1:39.33	2:05.34	2:31.84	2:58.21	25.85	
			24.93	25.18	25.60	26.01	26.50	26.37	6:54.94	3.24
			4:17.90	4:44.36	5:11.16	5:37.72	6:04.79	6:30.15	3:24.72	
			26.61	26.57	26.80	26.56	27.07	25.36	26.51	
			26.46	26.46	26.80	26.56	27.07	25.36		
5	1	2	LEONARDI Anna	ITA	2008					
		23.66	48.50	1:13.79	1:39.67	2:06.11	2:32.92	3:00.00	24.79	
			24.84	25.29	25.88	26.44	26.81	27.08	7:04.71	13.01
			4:21.20	4:48.43	5:15.86	5:43.53	6:11.62	6:38.72	3:26.85	
			26.92	27.43	27.43	27.67	28.09	27.10	26.85	
			27.23	27.23	27.43	27.67	28.09	27.10		
6	1	6	MAGDY HAGRASS Nada	EGY	2005					
		23.93	49.11	1:15.07	1:41.77	2:08.56	2:35.55	3:02.29	25.99	
			25.18	25.96	26.70	26.79	26.99	26.74	7:05.51	13.81
			4:23.02	4:50.37	5:17.74	5:45.20	6:12.67	6:39.60	3:29.01	
			26.69	27.32	27.37	27.46	27.47	26.93	26.72	
			27.32	27.35	27.37	27.46	27.47	26.93		
7	2	1	VERGER Anaïs	FRA	2000					
		24.29	49.95	1:15.70	1:41.40	2:07.66	2:34.10	3:00.81	25.91	
			25.66	25.75	25.70	26.26	26.44	26.71	7:06.83	15.13
			4:21.46	4:48.84	5:16.33	5:44.07	6:11.88	6:39.51	3:27.53	
			26.72	27.21	27.49	27.74	27.81	27.63	26.72	
			27.21	27.38	27.49	27.74	27.81	27.63		
8	1	8	KO Ahyoung	KOR	2004					
		24.34	49.56	1:15.30	1:41.68	2:08.16	2:35.18	3:02.04	27.32	
			25.22	25.74	26.38	26.48	27.02	26.86	7:07.28	15.58
			4:23.54	4:50.77	5:18.39	5:46.14	6:13.86	6:40.55	3:29.10	
			27.10	27.23	27.62	27.75	27.72	26.69	27.06	
			27.23	27.23	27.62	27.75	27.72	26.69		
9	2	3	FILOGLOU Anna	GRE	2009					
		25.41	51.88	1:18.51	1:46.08	2:12.60	2:39.16	3:06.28	26.73	
			26.47	26.63	27.57	26.52	26.56	27.12	7:08.06	16.36
			4:27.37	4:54.44	5:22.09	5:49.32	6:16.11	6:42.72	3:33.40	
			26.77	27.07	27.65	27.23	26.79	26.61	27.12	
			27.07	27.07	27.65	27.23	26.79	26.61		
10	2	4	ZHANG Shiyi	CHN	2006					
		23.62	49.57	1:16.19	1:43.19	2:09.83	2:37.13	3:04.54	25.34	
			25.95	26.62	27.00	26.64	27.30	27.41	7:08.97	17.27
			4:26.70	4:54.28	5:21.89	5:49.31	6:16.78	6:43.36	3:32.18	
			27.05	27.47	27.61	27.42	27.47	26.58	27.64	
			27.47	27.58	27.61	27.42	27.47	26.58		
11	2	5	SZILI Agnes	HUN	2006					
		25.05	51.90	1:18.24	1:45.19	2:11.96	2:39.24	3:06.59	25.61	
			26.85	26.34	26.95	26.77	27.28	27.35	7:09.19	17.49
			4:28.76	4:56.04	5:23.68	5:50.74	6:18.14	6:44.31	3:34.09	
			4:01.47	4:28.76	4:56.04	5:23.68	5:50.74	6:18.14	27.50	
			27.38	27.29	27.28	27.64	27.06	26.17	27.50	
			27.29	27.28	27.64	27.06	27.40	26.17		
12	1	1	YAKOVLEVA Anna	UKR	2008					
		23.95	49.16	1:15.31	1:41.99	2:09.45	2:36.35	3:04.12	24.88	
			25.21	26.15	26.68	27.46	26.90	27.77	7:09.38	17.68
			4:28.09	4:55.66	5:23.21	5:51.21	6:18.18	6:43.93	3:32.02	
			28.12	27.95	27.57	27.55	28.00	26.97	27.90	
			27.95	27.57	27.55	27.55	28.00	26.97		
13	2	8	NEMETH Nora	HUN	2008					
		24.79	51.20	1:17.80	1:44.82	2:11.87	2:39.31	3:06.51	25.45	
			26.41	26.60	27.02	27.05	27.44	27.20	7:11.86	20.16
			4:28.87	4:56.08	5:23.76	5:51.09	6:19.16	6:46.19	3:34.42	
			4:01.63	4:28.87	4:56.08	5:23.76	5:51.09	6:19.16	27.91	
			27.21	27.24	27.21	27.68	27.33	28.07	27.91	
			27.24	27.21	27.68	27.33	28.07	27.03	25.67	

28.06.26 17:53

FSWW800MSF-TIM-74A 1.0

Data Processing and Timing by Microplus - www.microplustiming.com


Report Created SUN 28 JUN 2026 at 17:50

Page 1



RANK	HEAT	LANE	SURNAME & NAME	NAT	YEAR	R.T.	TIME	GAP
14	2	7	HEMPLER Emily	GER	2007	0.94	7:11.90	20.20
			24.71 51.08 1:17.14 1:44.13 2:11.38 2:38.73 3:05.43 3:32.68					
			26.37 26.06 26.99 27.25 27.35 27.35 26.70 27.25					
			4:00.55 4:28.81 4:56.10 5:23.46 5:51.20 6:19.28 6:45.86 7:11.90					
			27.87 28.26 27.29 27.36 27.74 28.08 26.58 26.04					
15	2	6	FISCHER Mia Jette	GER	2009	0.96	7:19.88	28.18
			25.29 51.42 1:17.60 1:44.58 2:10.86 2:37.71 3:05.18 3:33.28					
			26.13 26.18 26.98 26.28 26.85 26.85 26.70 27.47					
			4:01.25 4:29.70 4:57.45 5:26.15 5:55.01 6:23.75 6:52.04 7:19.88					
			27.97 28.45 27.75 28.70 28.86 28.74 28.29 27.94					
16	3	4	FABIKOVA Zuzana	CZE	2007		7:22.25	30.55
			24.67 51.18 1:18.26 1:46.04 2:13.77 2:41.73 3:09.88 3:38.21					
			26.51 27.08 27.78 27.78 27.73 27.96 28.15 28.15					
			4:05.99 4:34.29 5:02.13 5:30.47 5:58.53 6:26.93 6:55.08 7:22.25					
			27.78 28.30 27.84 28.34 28.06 28.40 28.15 28.33					
17	2	2	LEE Jimin	KOR	2008	0.95	7:27.17	35.47
			24.68 50.35 1:16.72 1:44.09 2:11.59 2:39.79 3:07.91 3:36.45					
			25.67 26.37 27.37 27.37 27.50 28.20 30.71 30.71					
			4:04.98 4:33.91 5:02.51 5:31.31 6:00.75 6:30.08 6:58.97 7:27.17					
			28.53 28.93 28.60 28.80 29.44 29.33 28.89 28.20					
18	3	5	WOJNAR Julia	AUT	2008		7:57.04	1:05.34
			25.75 53.86 1:22.19 1:51.69 2:21.33 2:51.37 3:21.54 3:51.85					
			28.11 28.33 29.50 29.64 29.64 30.04 30.17 30.31					
			4:22.47 4:53.08 5:23.74 5:54.43 6:25.13 6:55.94 7:26.75 7:57.04					
			30.62 30.61 30.66 30.69 30.70 30.81 30.81 30.29					
19	3	6	INTARAPRASAT Warunee	THA	2009	0.83	7:59.46	1:07.76
			25.18 53.77 1:23.68 1:53.77 2:24.19 2:54.61 3:24.86 3:55.57					
			28.59 29.91 30.09 30.42 30.42 30.42 30.25 30.71					
			4:26.63 4:57.61 5:28.96 5:59.67 6:31.01 7:02.12 7:32.16 7:59.46					
			31.06 30.98 31.35 30.71 31.34 31.11 30.04 27.30					
20	3	3	DELA TORRE Allaysa Kate	PHI	2007	0.84	8:18.69	1:26.99
			24.39 51.59 1:20.99 1:51.13 2:22.50 2:54.26 3:26.50 3:58.87					
			27.20 29.40 30.14 31.37 31.37 31.76 32.24 32.37					
			4:31.74 5:04.63 5:36.97 6:10.57 6:43.34 7:16.88 7:48.27 8:18.69					
			32.87 32.89 32.34 33.60 32.77 33.54 31.39 30.42					
21	3	7	LEE Jun Hsuen	MAS	2011	0.97	8:22.68	1:30.98
			26.91 57.61 1:28.94 2:00.63 2:32.86 3:05.10 3:37.12 4:09.63					
			30.70 31.33 31.69 32.23 32.23 32.24 32.02 32.51					
			4:41.98 5:14.60 5:46.82 6:18.98 6:51.04 7:23.45 7:54.43 8:22.68					
			32.35 32.62 32.22 32.16 32.06 32.41 30.98 28.25					
22	3	2	BINTI BONYAMIN Hani Farh	MAS	2010	0.94	8:37.87	1:46.17
			25.69 54.86 1:26.31 1:58.85 2:32.11 3:05.24 3:38.90 4:12.58					
			29.17 31.45 32.54 32.54 33.26 33.13 33.66 33.68					
			4:46.52 5:20.93 5:54.42 6:28.23 7:01.84 7:35.05 8:08.41 8:37.87					
			33.94 34.41 33.49 33.81 33.61 33.21 33.36 29.46					

Issued: 28 JUN 2026 at 17:48

28.06.26 17:53 





2026 CMAS World Championship Finswimming Indoor



Results

RANK	LANE	SURNAME & NAME		NAT	YEAR		R.T.	TIME	GAP
		50m	100m		150m	200m			
		450m	500m	550m	600m	650m	700m	750m	400m

Event 135
28 JUN 2026 - 17:59

Men's 800 m SF Heats

WR	6:12.74	KISS Nandor	2005	HUN	Eger (HUN)	15 APR 2023
WJR	6:13.53	KISS Nandor	2005	HUN	Eger (HUN)	26 FEB 2022

Fast Heat

RANK	LANE	SURNAME & NAME	NAT	YEAR	TIME	GAP
1	5	KISS Nandor	HUN	2005	6:16.74	
		21.72(1)	45.46(1)	1:09.81(3)	1:34.35(3)	1:58.80(3)
		23.74	24.35	24.54	24.45	24.49
		3:36.87(2)	4:01.39(3)	4:25.41(2)	4:49.48(2)	5:12.59(2)
		24.35	24.52	24.02	24.07	23.11
2	4	LEE Seong	KOR	2004	6:20.63	3.89
		22.20(4)	45.80(3)	1:09.77(2)	1:33.98(1)	1:58.29(1)
		23.60	23.97	24.21	24.31	24.48
		3:36.93(3)	4:01.31(2)	4:25.66(3)	4:49.81(3)	5:12.57(3)
		24.64	24.38	24.35	24.15	23.76
3	6	LEBEAU Antonin	FRA	2007	6:22.00	5.26
		21.76(2)	45.61(2)	1:09.75(1)	1:34.54(4)	1:58.91(4)
		23.85	24.14	24.79	24.37	24.68
		3:36.62(1)	4:00.99(1)	4:24.73(1)	4:48.83(1)	5:12.23(1)
		24.03	24.37	23.74	24.10	23.40
4	3	KOVACS Megyer	HUN	2007	6:23.77	7.03
		22.55(7)	46.44(6)	1:10.91(6)	1:35.18(5)	2:00.25(5)
		23.89	24.47	24.27	24.27	25.07
		3:38.83(5)	4:03.34(4)	4:27.48(4)	4:51.80(4)	5:15.47(4)
		24.80	24.51	24.14	24.32	23.67
5	2	LUU NGUYEN DUC Tam	VIE	1997	6:24.06	7.32
		23.06(8)	46.94(8)	1:11.61(8)	1:35.76(7)	2:00.38(7)
		23.88	24.67	24.15	24.15	24.62
		3:39.51(6)	4:03.99(6)	4:28.18(5)	4:52.28(5)	5:16.13(5)
		24.78	24.48	24.19	24.10	23.85
6	7	AKENTEV David	CM1	2008	6:26.69	9.95
		22.25(5)	46.57(7)	1:10.64(5)	1:35.64(6)	2:00.26(6)
		24.32	24.07	25.00	25.00	24.62
		3:39.52(7)	4:04.24(7)	4:28.62(6)	4:53.07(6)	5:16.89(6)
		24.28	24.72	24.38	24.45	23.82
7	1	KWON Hyeokmin	KOR	1990	6:33.20	16.46
		22.50(6)	46.26(4)	1:09.81(3)	1:34.18(2)	1:58.71(2)
		23.76	23.55	24.37	24.37	24.53
		3:38.57(4)	4:03.53(5)	4:28.84(7)	4:53.94(7)	5:18.90(7)
		25.01	24.96	25.31	25.10	24.96
8	8	DANG PHU Quoc	VIE	2006	6:47.29	30.55
		22.02(3)	46.32(5)	1:11.13(7)	1:36.63(8)	2:01.93(8)
		24.30	24.81	24.81	25.50	25.30
		3:45.54(8)	4:11.37(8)	4:37.78(8)	5:03.92(8)	5:29.34(8)
		25.93	25.83	26.41	26.14	25.42

Issued: 28 JUN 2026 at 18:04

28.06.26 18:27



2026 CMAS World Championship Finswimming Indoor



Results

RANK	HEAT	LANE	SURNAME & NAME			NAT	YEAR			R.T.	TIME	GAP
			50m	100m	150m		200m	250m	300m			

Event 135
28 JUN 2026 - 17:59

Men's 800 m SF Heats

WR	WJR	6:12.74	KISS Nandor	2005	HUN	Eger (HUN)	15 APR 2023
		6:13.53	KISS Nandor	2005	HUN	Eger (HUN)	26 FEB 2022
1	1	5	KISS Nandor	HUN	2005		
		21.72	45.46	1:09.81	1:34.35	1:58.80	2:23.29
			23.74	24.35	24.54	24.45	24.49
			3:36.87	4:01.39	4:25.41	4:49.48	5:12.59
			24.35	24.52	24.02	24.07	23.11
							22.48
							21.59
							20.08
							6:20.63
							3:12.29
							24.91
							24.83
							21.76
							6:22.00
							3:12.59
							24.74
							23.31
							6:23.77
							3:14.03
							24.71
							21.75
							6:24.06
							3:14.73
							24.81
							21.45
							6:25.69
							3:15.24
							25.22
							22.55
							6:28.76
							3:11.31
							25.04
							22.48
							6:33.20
							3:13.56
							24.83
							24.36
							6:34.36
							3:15.52
							25.18
							22.41
							6:34.75
							3:16.33
							24.96
							22.24
							6:36.64
							3:17.03
							25.33
							23.42
							6:46.07
							3:17.90
							25.71
							24.65
							6:46.43
							3:18.16
							25.95
							26.21

28.06.26 18:28

RANK	HEAT	LANE	SURNAME & NAME	NAT	YEAR	R.T.	TIME	GAP
14	3	3	KUZMENKO Oleksandr	UKR	2005	0.88	6:46.92	30.18
			22.33 46.36 1:11.01 24.03 24.65 1:36.08 2:01.28 2:26.60 2:52.19 3:18.29					
			3:44.03 4:09.89 4:35.92 5:02.07 5:27.82 5:53.78 6:20.40 6:46.92 6:46.92					
15	1	8	DANG PHU Quoc	VIE	2006	0.59	6:47.29	30.55
			22.02 46.32 1:11.13 1:36.63 2:01.93 2:28.16 2:53.93 3:19.61					
			3:45.54 4:11.37 4:37.78 5:03.92 5:29.34 5:55.65 6:21.81 6:47.29					
16	2	4	ALOUI Mohamed Amine	TUN	2007	0.98	6:50.21	33.47
			22.26 46.45 1:11.84 1:36.89 2:02.42 2:28.36 2:53.89 3:20.06					
			3:46.43 4:13.02 4:40.04 5:06.66 5:33.54 6:00.60 6:26.22 6:50.21					
17	2	8	CHIU Shao-Hung	TPE	2007	0.98	6:51.65	34.91
			23.10 47.96 1:13.01 1:38.09 2:03.28 2:28.77 2:54.61 3:20.29					
			3:46.43 4:12.90 4:39.94 5:06.84 5:34.08 6:00.81 6:26.78 6:51.65					
18	3	5	ROJAS GARCIA Mario	ESP	2007	0.95	6:55.62	38.88
			22.76 47.20 1:12.67 1:38.82 2:04.93 2:31.54 2:58.14 3:24.37					
			3:50.76 4:17.65 4:44.65 5:11.40 5:38.17 6:04.84 6:31.20 6:55.62					
19	3	6	BIN AZMY Muhammad Imann	MAS	2011	0.87	7:25.95	1:09.21
			24.43 51.40 1:18.75 1:46.38 2:14.67 2:43.30 3:11.81 3:40.47					
			4:08.92 4:37.89 5:06.84 5:35.49 6:03.95 6:32.63 6:59.96 7:25.95					
20	3	2	TREJO CARRANZA Josue R.	MEX	2007	0.92	7:38.45	1:21.71
			24.47 50.62 1:17.84 1:45.94 2:14.32 2:42.79 3:11.91 3:41.48					
			4:11.31 4:40.77 5:10.60 5:40.31 6:10.59 6:40.57 7:09.98 7:38.45					
21	3	7	TOH Ethan	MAS	2009	0.90	8:23.27	2:06.53
			24.54 51.94 1:21.42 1:52.64 2:24.07 2:55.91 3:28.61 4:01.37					
			4:34.44 5:07.92 5:40.69 6:14.21 6:47.51 7:21.58 7:53.57 8:23.27					
			33.07 33.48 32.77 33.52 33.30 34.07 31.99 29.70					

NOT CLASSIFIED

2 7 **SUKUR Ege**

TUR

2007

DNS

Issued: 28 JUN 2026 at 18:05

28.06.26

18 27



2026 CMAS World Championship Finswimming Indoor



Results

RANK HEAT LANE NAT RELAY SURNAME & NAME YEAR R.T. 50m 100m TIME GAP

Event 136
28 JUN 2026 - 18:17

Mixed 4x100 m BF Final

WR	2:55.34	HUNGARY								
WJR	3:02.44	RUSSIA								
			HUN	Tomsk (RUS)					06 JUL 2021	
			RUS	Istanbul (TUR)					30 JUL 2018	
1	1	3	HUN HUNGARY							
			SZABO GYORGYEI Szebaszti (M)	1996		20.37	41.73	2:56.01		Gold
			VARNYU Anna Jadviga (F)	2006	0.40	22.83	48.35	41.73		
			CSEPLŐ Kelen (M)	2003	0.45	19.15	40.40	1:30.08		
			SENANSZKY Petra (F)	1994	0.40	21.51	45.53	2:10.48		
2	1	4	CM1 CMAS1					2:57.63	1.62	Silver
			NAZARCHUK Alexandr (M)	2001		19.45	41.63	41.63		
			PANTINA Arina (F)	2006	0.33	22.43	47.39	1:29.02		
			FEDKIN Aleksei (M)	2002	0.45	19.05	41.13	2:10.15		
			MARTYNOVA Iana (F)	2002	0.22	22.07	47.48	2:57.63		
3	1	5	UKR UKRAINE					2:59.48	3.47	Bronze
			ZOSYM Tymofii (M)	2008		20.59	43.19	43.19		
			TYMOSHENKO Yevheniia (F)	2002	0.01	22.25	47.87	1:31.06		
			ARTAMONOV Artur (M)	1992	0.18	19.16	41.25	2:12.31		
			LAMAKH Sofiya (F)	2005	0.19	22.76	47.17	2:59.48		
4	1	1	POL POLAND					3:00.45	4.44	
			KROPIDŁOWSKI Szymon (M)	2002		19.21	40.75	40.75		
			MALACHOWSKA Julia (F)	1999	0.34	22.62	47.93	1:28.68		
			LEWICKI Jakub (M)	2004	0.48	20.69	43.81	2:12.49		
			DUDEK Antonina (F)	2005	0.22	22.40	47.96	3:00.45		
5	1	2	ITA ITALY					3:00.64	4.63	
			PAVONI Filippo (M)	2002		20.11	42.42	42.42		
			MAGOGA Viola (F)	2001	0.19	22.54	48.18	1:30.60		
			PORCIANI Riccardo (M)	2004	0.30	19.34	41.94	2:12.54		
			DESTEFANI Giorgia (F)	2006	0.08	22.78	48.10	3:00.64		
6	1	6	GER GERMANY					3:01.69	5.68	
			LOSSNER Niklas (M)	2006		20.28	42.71	42.71		
			GAWENDA Lara (F)	2005	0.27	23.09	48.28	1:30.99		
			LEIPOLD Marek (M)	2006	0.20	20.14	43.00	2:13.99		
			PLACZEK Lilly (F)	2004	0.18	22.46	47.70	3:01.69		
7	1	7	FRA FRANCE					3:02.94	6.93	
			DE ZALDIVAR Theo (M)	2001		19.76	42.04	42.04		
			DEAGE Albane (F)	2001	0.15	22.79	48.88	1:30.92		
			DURAGER Tom (M)	2005	0.26	20.66	43.33	2:14.25		
			JULIEN Camille (F)	1997	0.14	22.38	48.69	3:02.94		
8	1	8	GRE GREECE					3:05.10	9.09	
			ROKKOS Angelos (M)	2007		20.02	43.74	43.74		
			KTENA Sofia (F)	1986	0.05	23.07	49.32	1:33.06		
			NIKOLOPOULOS Alexandros (M)	2008	0.15	19.71	42.50	2:15.56		
			KAPERDA Giolanda (F)	2006	0.38	23.36	49.54	3:05.10		

Issued: 28 JUN 2026 at 18:19

28.06.26 18:30 [Signature]